

Compton College Campuswide Forum

Keith Curry, Ed.D.
President/CEO
Compton College

November 21, 2023



TABLE OF CONTENTS

- Enrollment Update
- Health Professions Partnership
- Adult Education
- Accreditation
- Student Success



COMPTON COLLEGE ENROLLMENT



Campuswide Forum – November 21, 2023

Fall 2023 Enrollment

Enrollment to Date – October 26, 2023

	Fall 2022 <i>(10/27/2022)</i>	Fall 2023	Comparison
Sections	484	529	9%
Seats Filled	8,950	10,549	18%
Section Fill Rate	61%	67%	6%
FTES	1,263	1,506	19%
Unduplicated Headcount	4,286	4,922	15%

Winter 2024 Enrollment

Enrollment to Date – November 16, 2023

	Winter 2023 <small>(11/17/2022)</small>	Winter 2024	Comparison
Sections	101	103	2%
Seats Filled	1,193	1,570	32%
Section Fill Rate	39%	50%	11%
FTES	139	180	29%
Unduplicated Headcount	910	1,178	26%

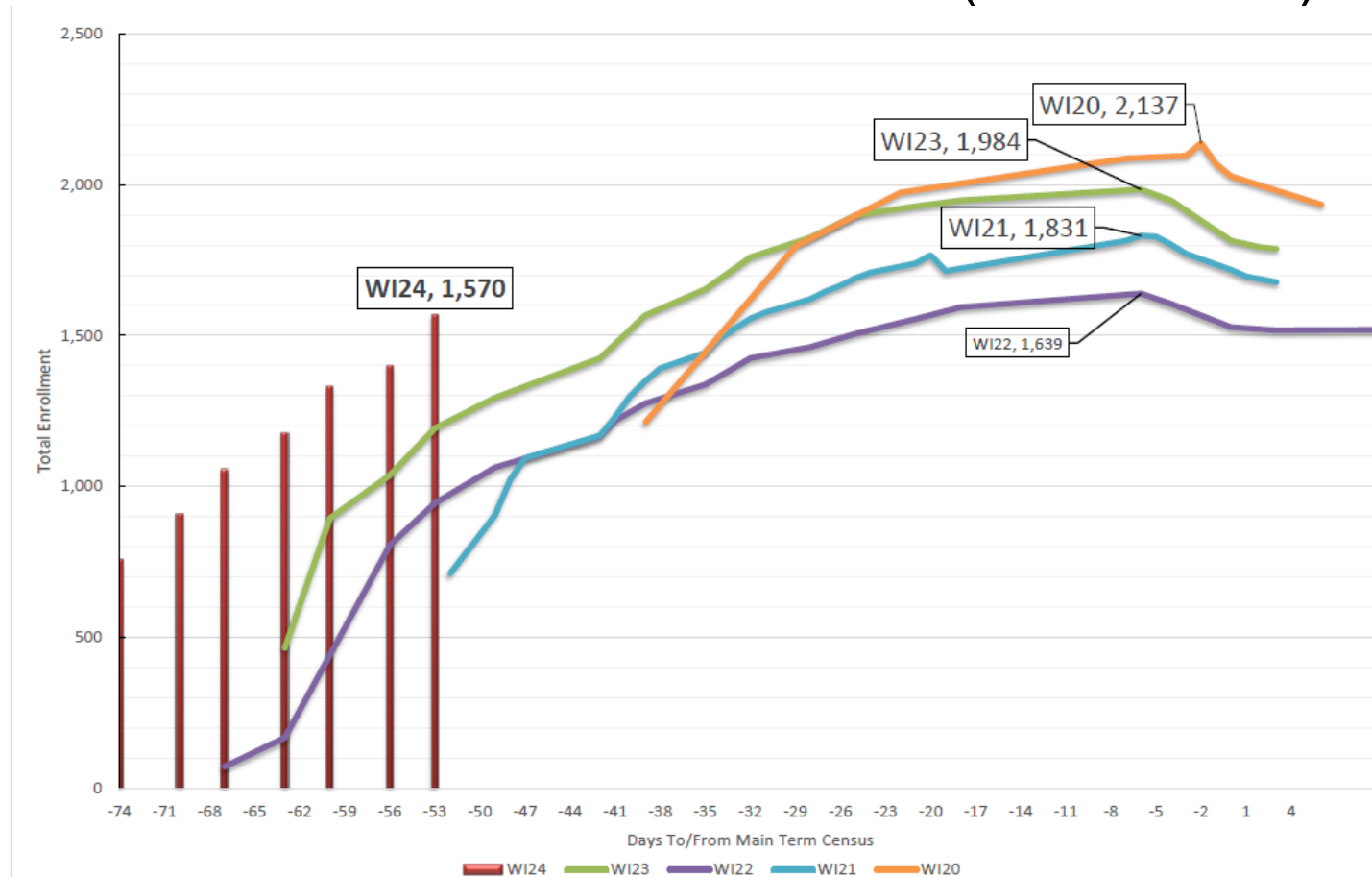
Spring 2024 Enrollment

Enrollment to Date – November 20, 2023

	Spring 2023 <small>(11/21/2022)</small>	Spring 2024	Comparison
Sections	521	551	6%
Seats Filled	1,078	1,807	68%
Section Fill Rate	7%	11%	4%
FTES	160	283	77%
Unduplicated Headcount	480	724	51%

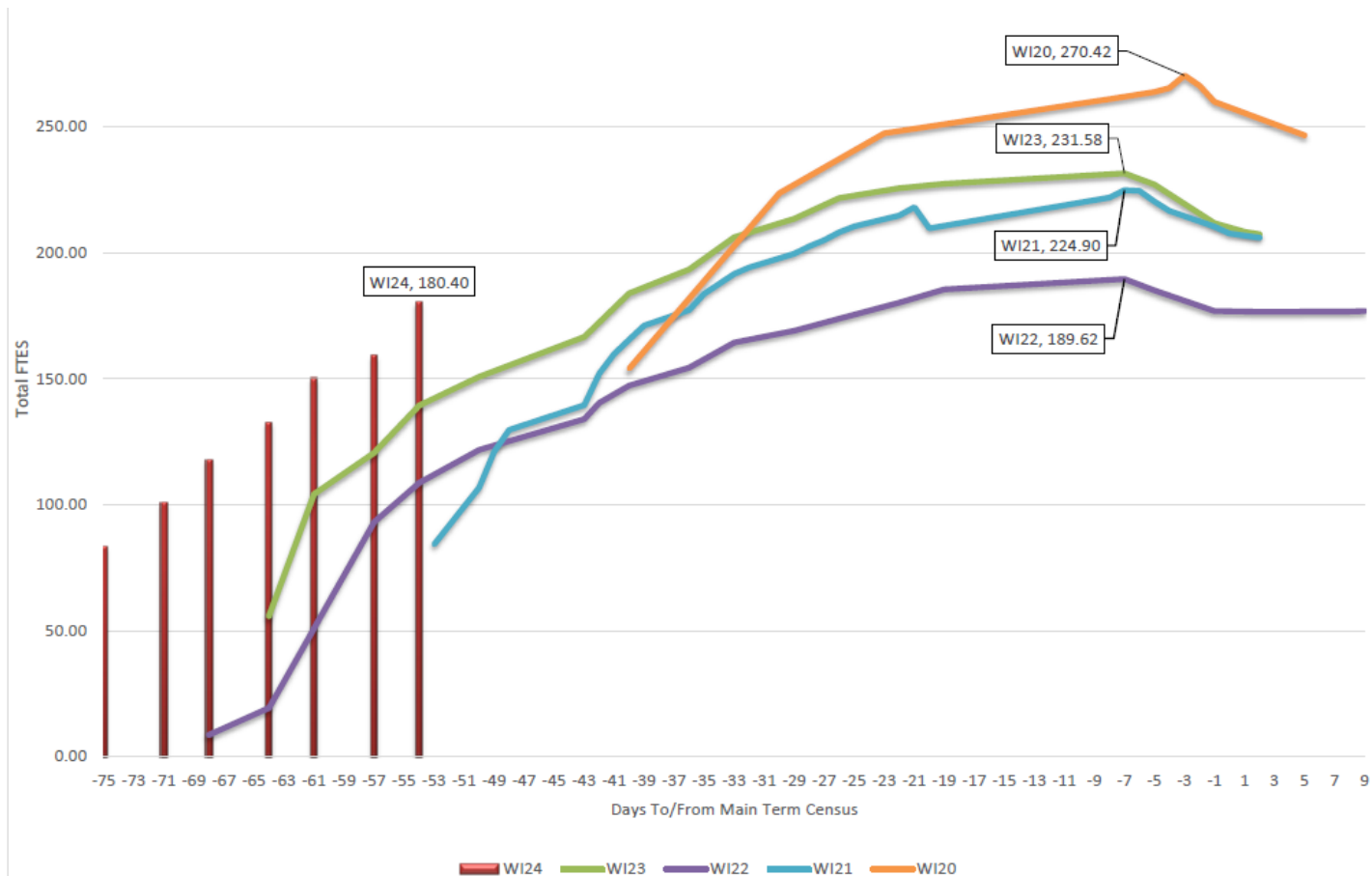
Enrollment Update

Winter 2024 Term Total Enrollment (Seats Filled) Trend



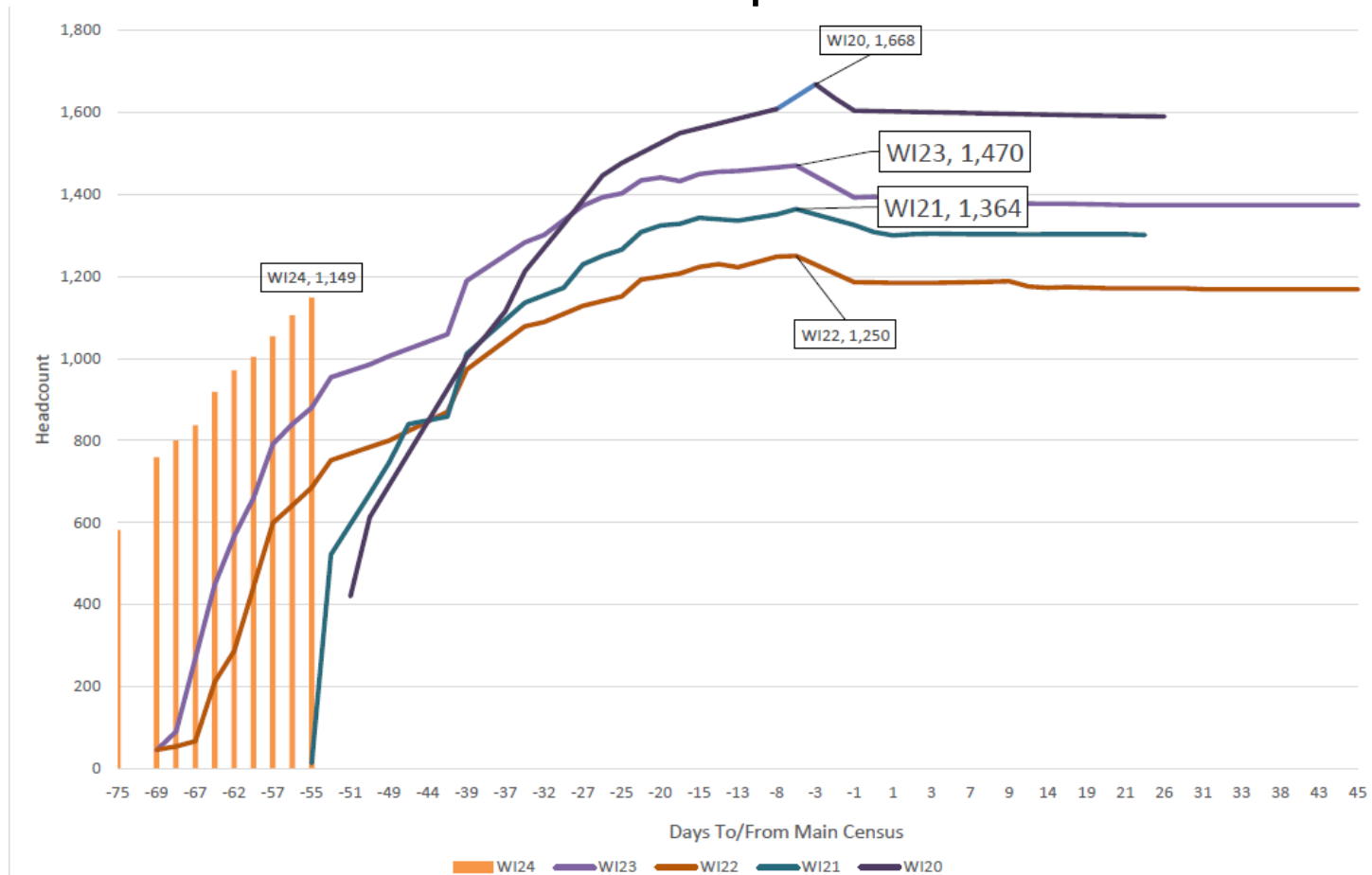
Enrollment Update

Winter 2024 Term Total FTES Trend



Enrollment Update

Winter 2024 Term Unique Headcount Trend





— ASSEMBLY MEMBER —
Mike A. Gipson
ASSEMBLY DISTRICT 65




KedrenHealth

HEALTH PROFESSIONS PARTNERSHIP



Compton Community Health Professions Partnership

- Purpose & Scope:
 - Increase interest in healthcare professions
 - Increase the number of healthcare professionals from the greater Compton community working in the community
 - Energize young people to return to their community through engagement
 - Create a partnership model that can be replicated in similar communities nationwide
- Three Phases: September 6, 2023 through June 30, 2028
- Action Steps: Fall 2023 – Spring 2026, ongoing
 - Public forums to hear firsthand from the people who are experiencing barriers to healthcare or entering healthcare professions
 - Engagement and recruitment activities
 - Creation of training and clinical rotation sites
 - Data collection on enrollment, completion and employment



ADULT EDUCATION



Adult Education

- Currently offering classes at adult schools
- President/CEO visits to Compton, Lynwood, and Paramount unified school district adult schools
- Increase successful enrollment of adult learners (aged 20+) ([Adult Learner SEM Plan](#))
- SB 554 - Adult School Students - Advanced Scholastic and Vocational Training Program (in progress)

Discussion Question: What are some ways we can reengage the adult student population at Compton College?



ACCREDITATION



Accreditation Timeline

- July 27, 2023
 - [Institutional Self-Evaluation Report \(ISER\)](#) Submitted to the ACCJC
- Friday, February 2, 2024
 - Response and Evidence to Core Inquiries Due
- Tuesday-Wednesday, February 20-21, 2024
 - Site Visit
- Wednesday-Friday, June 5-7, 2024
 - Commission Meeting

Accreditation Update

- Four Core Inquiries Received:
 1. The Team recognizes the CEO's dynamic role in establishing and leveraging strategic partnerships with organizations within the institution's service area to support student success. (Standards IVB.1 and IVB.6)
 2. The Team is impressed with the robust, centralized culture of care and support Compton College delivers to its students through instructional and student support services. (Standards IIB.1, IIC.1, and IIC.3)
 3. The Team recognizes the outstanding work the College is doing in supporting student voice, independence, and inclusion in the decision-making process. (Standard IVA.1)
 4. The Team seeks to learn more about how the College adheres to its personnel policies and procedures, particularly those around hiring and evaluations, and that such policies and procedures are fair, equitable, and consistently administered. (Standards IIIA.5 and IIIA.11)



STUDENT SUCCESS

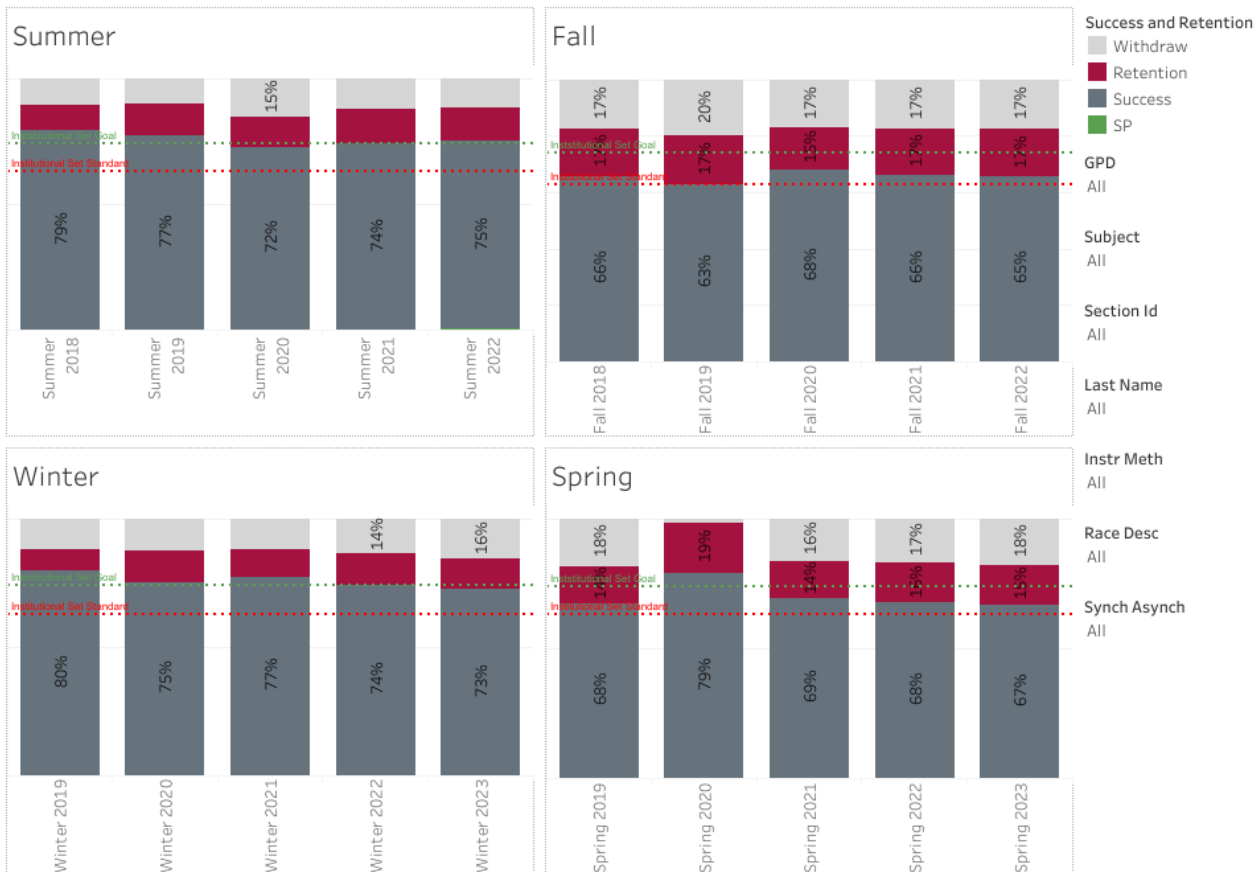
Student Success and Retention

Retention Rate: The retention rate is the percentage of students who remain enrolled through the end of a course out of all students enrolled on census date (definition below). In essence, it is the percentage of students who did not drop late or withdraw.

Success Rate: The success rate is the percentage of students who receive an A, B, C, P or IPP as a final course grade out of all students enrolled as of the census date.

Student Success and Retention

Compton College Course Success and Retention by Term
 Summer 2018 to Spring 2023



Institution-Set Goals

- Retention goal(s) not yet established.
- Course Success Rate **2023-2024 goals** (compared to [Fall 2022 update](#)):
 - Course Success Rate: **74%** (**68%**)
 - In-person Course Success Rate: **74%** (**81%**)
 - Distance Ed Course Success Rate: **67%** (**63%**)

Student Success

- Academic Support
 - Tutoring, peer-to-peer mentoring, Just In Time workshops, Summer Bridge program
- Basic Needs Support
 - Emergency grants, technology, food, and housing support
- Early Alerts
 - proactive and supportive
 - early detection and intervention
- Categorical Programs (DSPS, EOPS, CARE, CalWORKs, NextUp)
 - Established by the California legislature
 - Ensure access and maximize potential for success of at-risk students

Discussion Question: What else can we do in support of our students' success?

QUESTIONS?

