

Spring 2021
Professional Development Day

Keith Curry, Ed.D.
President/CEO, Compton College

February 11, 2021



Welcome to the Spring 2021 semester!



*Create your
success story!*

www.compton.edu



Kamilo Ali Curry – My 5th Grader



Compton College Diplomas



The Future Begins Now.....

**Compton College 2024,
and planning for Compton College 2035**



Tartar Completion by Design



CONNECTION
Initial Interest through
Submission of Application

ENTRY
Enrollment through
Completion of
"Gatekeeper" Courses

PROGRESS
Entry into Course of Study
through Completion of 75%
of Requirements

COMPLETION
Complete Course of Study
through Earning a Credential
with Labor Market Value

TRANSITION
Movement to Four-Year
University or to Workplace
with Living Wage

Institutional Set Goals



Measure	2016-17 Baseline	2017-18	2018-2019	2021-22 Goal (Assessed Annually)
Successful Enrollment (Applicant yield rate)	39% 4,362 students	37% 3,731 students	33% 3,116 students	45% 4,259 students

CONNECTION

Initial Interest through
Submission of Application

Current Baseline (2017-18)		Target
Disp. Impacted Students From Equity Plan		
American Indian / Alaskan Native	28%	34%
Black or African American	36%	39%
Pacific Islander	34%	38%
White	32%	36%
Disabled	37%	42%
Foster Youth	33%	40%
LGBT	37%	42%
Veteran	34%	40%

Institutional Set Goals




ENTRY
Enrollment through
Completion of
"Gatekeeper" Courses

Measure	2016-17 Baseline	2017-18 Most Recent	2018-19	2021-22 Goal (Assessed Annually)
Number of Dual Enrollment Students	1,114	1,131	1,391	1,206
Student Readiness Rate (Core Service Completion)	54.7%	72.3%	67.4%	100.0%
All Students' Fall-to-Spring Persistence Rate	57.5% 3,747 Students	53.7% 3,652 Students	55.6% 3,930 Students	57.3% 3,899 Students
First-Time Full-Time Students Returning after One Academic Year	55.7% 231 Students	59.7% 230 Students	62.1% 236 Students	63.7% 245 Students
Completion of Transfer-Level English in First Year	19.6% 269 Students	17.7% 200 Students	21.1% 217 Students	27.0% ^{VS} 281 Students
Completion of Transfer-Level Math in First Year	4.2% 58 Students	4.1% 47 Students	6.5% 67 Students	11.0% ^{VS} 114 Students

Institutional Set Goals

All Students' Fall-to-Spring Persistence Rate	57.5% 3,747 Students	53.7% 3,652 Students	55.6% 3,930 Students	57.3% 3,899 Students
--	---------------------------------------	---------------------------------------	---------------------------------------	---------------------------------------



ENTRY

Enrollment through
Completion of
"Gatekeeper" Courses

	Current Baseline (2017-18) Disp. Impacted Students	Target
Black or African American	49%	52%
First Generation	50%	54%
Foster Youth	42%	50%
Veteran	36%	46%
Male & 20 to 24	49%	
Male & 25 to 29	43%	
Male & 35 to 39	43%	
Male & Asian	34%	
Male & Black or African American	45%	
Male & White	33%	
Male & First Generation	48%	
Male & Foster Youth	35%	

Institutional Set Goals



PROGRESS

Entry into Course of Study
through Completion of 75%
of Requirements

Measure	2016-17 Baseline	2017-18 Most Recent	2018-19	2021-22 Goal (Assessed Annually)
Course Success Rate (Institution-Set Standard = 62.6%)	68.1% 26,023 Grades	68.9% 24,474 Grades	69.0% 29,289 Grades	73.5% 26,108 Grades
On-Campus Success Rate	68.8% 23,978 Grades	69.4% 21,860 Grades	70.0% 23,528 Grades	74.0% 23,256 Grades
Distance Ed. Course Success Rate	61.3% 3,337 Grades	63.1% 4,066 Grades	66.1% 4,641 Grades	67.3% 4,335 Grades
Average Units Completed per Academic Year (Part-Time)	6.7	6.5	6.2	12.0
Average Units Completed per Academic Year (Full-Time)	20.6	23.6	21.7	24.0

Institutional Set Goals



COMPLETION

Complete Course of Study through Earning a Credential with Labor Market Value

Measure	2016-17 Baseline	2017-18 Most Recent	2018-19	2021-22 Goal (Assessed Annually)
Associate Degrees Awarded (Institution-Set Standard = 264 Total Degrees)	315	437	454	466 ^{VS}
ADTs Awarded (Institution-Set Standard = 264 Total Degrees)	172	198	227	211 ^{VS}
Certificates Awarded (Institution-Set Standard = 90 Certificates)	178	104	218	133
*Students Completing 9+ CTE Units	532	553	411	590 ^{VS}

Institutional Set Goals



TRANSITION

Movement to Four-Year University or to Workplace with Living Wage

Measure	2016-17 Baseline	2017-18 Most Recent	2018-19	2021-22 Goal (Assessed Annually)
Number of Transfers (Institution-Set Standard = 478 Transfer Students)	615	642	Not Available	867 ^{VS}
*CTE Students Employed in their Field of Study	73	60	75	69.0% ^{VS}



COMPTON COLLEGE GOALS



Compton College Goals

1. [Compton Community College District Board of Trustees January 1 - June 30, 2021 Goals](#)
2. [2020-2021 Compton College Goals](#)

2020-2021 President/CEO Priorities

1. COVID-19 Pandemic -- Ensure faculty, staff, and students are in a safe and healthy environment.
2. Monitor the implementation of the recommendations/activities outlined in the [Compton College 2024](#) documents.
3. Reestablish the Foundation for Compton CCD.
4. Succession Planning -- Focus on improving Compton College and Compton CCD policies and procedures.
5. Development of the Compton College Response to the [California Community Colleges Chancellor's Office Call to Action](#).
6. Be more accessible to Compton College faculty, Classified staff, administrators/supervisors, students, and the community.

2020-2021 President/CEO Priorities

7. Continue to follow-up on all recommendations and requests.
8. Support Professional Development opportunities for faculty, Classified staff, administrators/supervisors, and students.
9. Monitor the implementation of [Collaborative Governance](#).
10. Monitor the state and Compton CCD budgets.
11. Submit a request to the Department of Finance to protect Compton College Full-Time Equivalent Students (FTES) through 2028-2029.



COMPTON COLLEGE COVID-19



Spring 2021 Professional Development Day (*Mandatory*)

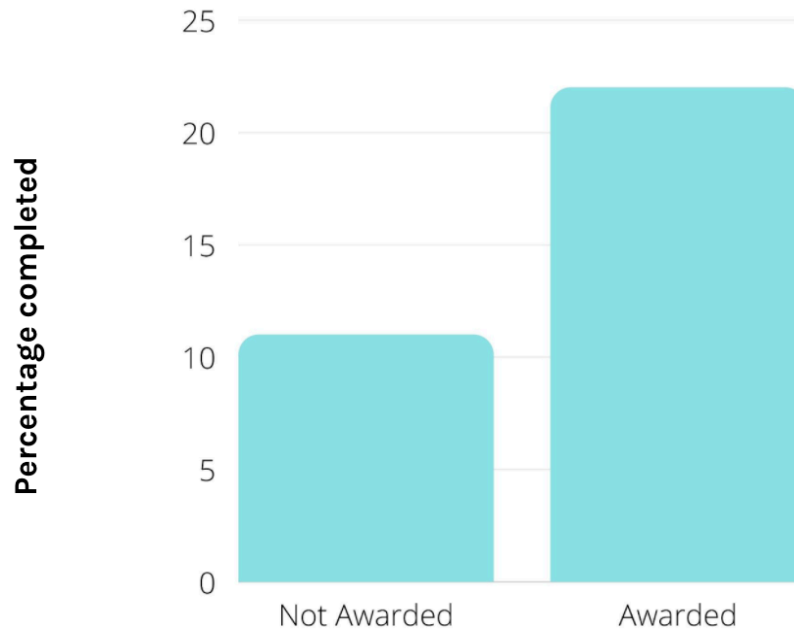
Compton College COVID-19 Updates

1. **Summer 2021** – Offering the majority of our summer 2021 courses online, with many career and technical education, physical education/athletic, and nursing courses being offered on the Compton College campus.
2. **Fall 2021** – No decision has been made regarding the fall 2021 semester, as we still are gathering information.
3. **Vaccination Plan Update** – Working with Los Angeles County Public Health Department and St. John's to offer vaccinations on campuses for employees and nursing program students.
4. **Compton College Higher Education Emergency Relief Fund II** - Projected to receive \$6,356,599.
5. **Compton Community College District Pandemic Relief Bonus for Employees** (full-time and part-time).



Emergency Aid

Compton College Students Who Received Emergency Aid via Edquity Were Twice as Likely to Graduate



edquity



COMPTON COLLEGE ENROLLMENT



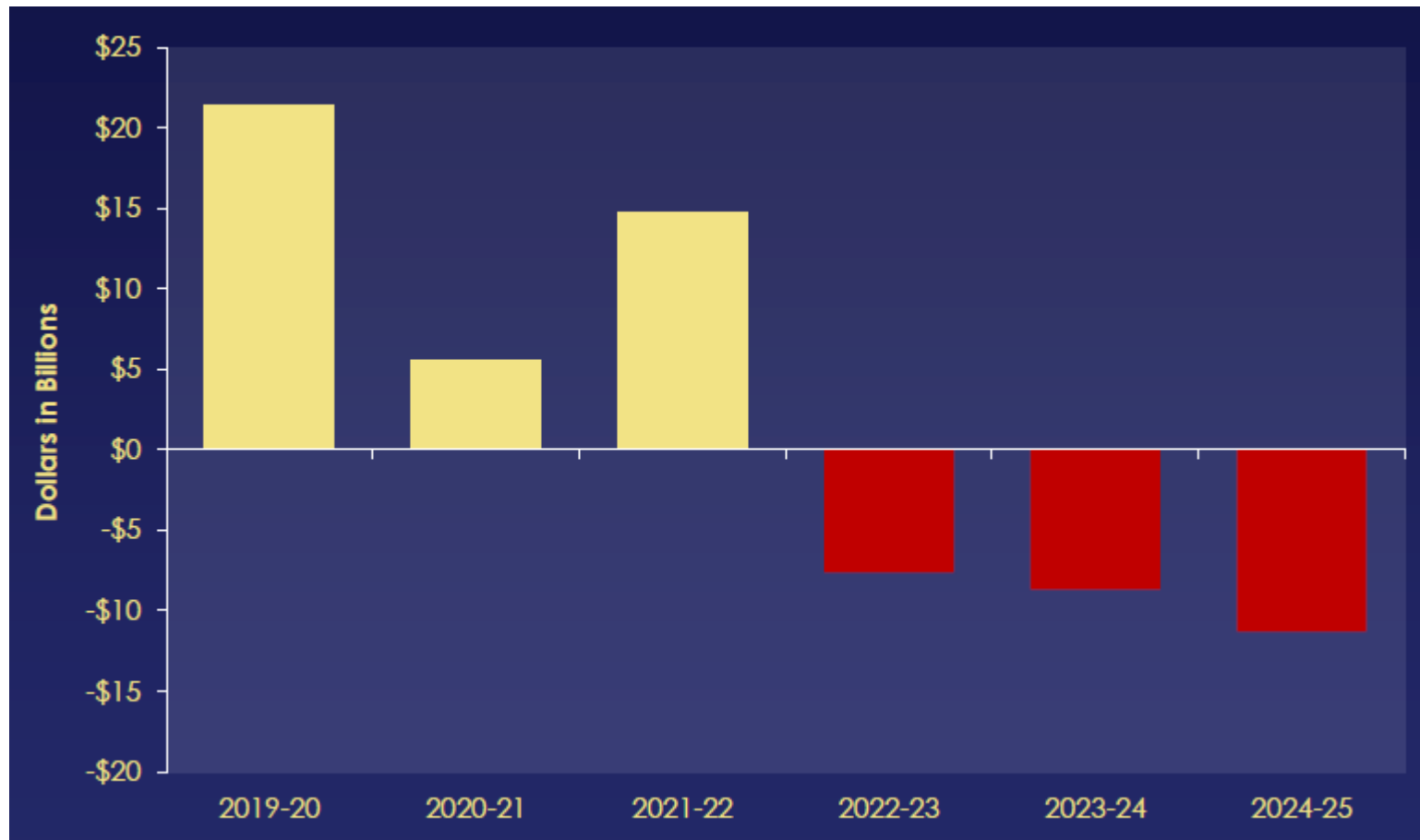
Spring 2021 Professional Development Day (*Mandatory*)

Compton College Five-Year FTES Projection

Year	2019-20	2020-21	2021-22	2022-23	2023-24	2024-25
Funded FTES	5,980	5,980	5,980	5,980	5,980	5,980
Potential FTES @100% Fill Rate	5,772	5,415	5,577	5,744	5,917	6,094
Target FTES (Fill Rate)	4,128 (70%)	4,332 (80%)	4,737 (85%)	5,190 (90%)	5,625 (95%)	5,793 (95%)
Summer	614	510	603	641	675	675
Fall	1,712	1,765	1,915	2,104	2,287	2,362
Winter	280	255	264	295	327	343
Spring	1,523	1,802	1,956	2,149	2,336	2,412

California State Budget Projections

2021-2022 Governor's Budget: Future Shortfalls Projected





FACILITIES UPDATE



New Facilities



INSTRUCTIONAL BUILDING 1
\$18.8 million, new construction
Est. Completion: Spring 2021



INSTRUCTIONAL BUILDING 2
\$25.6 million, new construction
Est. Completion: Fall 2021

New Facilities



STUDENT SERVICES BUILDING
20.4 million, new construction
Est. Completion: Winter 2022



**PHYSICAL EDUCATION
REPLACEMENT COMPLEX**
\$46 million, new construction
Est. Completion: February 2025



PARTNERSHIPS



Spring 2021 Professional Development Day (*Mandatory*)

Partnerships



EVERYTABLE



Believe in Students
Empowering college students for success

edquity



Gensler



OLIVER W. CONNER
COLLEGE PROMISE

USC Rossier
Center for Urban Education

THE
KRESGE
FOUNDATION



Spring 2021 Professional Development Day (Mandatory)


Partnerships



FOUNDATION for CALIFORNIA
COMMUNITY COLLEGES
www.foundationccc.org



Spring 2021 Professional Development Day (Mandatory)



ACHIEVING THE DREAM



Institutional Capacity Assessment Tool

LEVELS KEY

LEVEL 1

Minimal level of capacity in place with a clear need to build strength.

LEVEL 2

Moderate level of capacity established.

LEVEL 3

Strong level of capacity in place.

LEVEL 4

Exemplary level of capacity in place.

LEADERSHIP & VISION	DATA & TECHNOLOGY	EQUITY	ENGAGEMENT & COMMUNICATION	TEACHING & LEARNING	STRATEGY & PLANNING	POLICIES & PRACTICES
LEVEL	LEVEL	LEVEL	LEVEL	LEVEL	LEVEL	LEVEL
3	3	3	3	3	3	3
AVERAGE RATING	AVERAGE RATING	AVERAGE RATING	AVERAGE RATING	AVERAGE RATING	AVERAGE RATING	AVERAGE RATING
3.0	2.8	3.0	2.9	2.8	3.0	2.7

157 Respondents

- 71 staff
- 25 administrators
- 41 full-time faculty
- 14 adjunct faculty
- 6 other



Institutional Capacity Assessment Tool

LEVELS KEY

- LEVEL 1**
Minimal level of capacity in place with a clear need to build strength.
- LEVEL 2**
Moderate level of capacity established.
- LEVEL 3**
Strong level of capacity in place.
- LEVEL 4**
Exemplary level of capacity in place.

LEADERSHIP & VISION	DATA & TECHNOLOGY	EQUITY	ENGAGEMENT & COMMUNICATION	TEACHING & LEARNING	STRATEGY & PLANNING	POLICIES & PRACTICES
LEVEL	LEVEL	LEVEL	LEVEL	LEVEL	LEVEL	LEVEL
3	3	3	3	3	3	3
AVERAGE RATING	AVERAGE RATING	AVERAGE RATING	AVERAGE RATING	AVERAGE RATING	AVERAGE RATING	AVERAGE RATING
3.0	2.8	3.0	2.9	2.8	3.0	2.7

Potential themes for our Capacity Café event on March 19, 2021

157 Respondents

- 71 staff
- 25 administrators
- 41 full-time faculty
- 14 adjunct faculty
- 6 other



Teaching and Learning

2.8 overall rating

Rating by area:



Rating by employee type:



Areas rated at low capacity by respondents (areas for growth):

- Faculty demonstrate evidence-based, innovative, and reflective teaching practices as a result of professional development
- Professional development meets the needs of faculty (full-time and adjunct) at various stages of their career
- Teaching excellence integrated with institutional hiring, retention and promotion policies and practices
- Institution provides early career guidance to help all students make informed career choices leading to high demand jobs and increased earning potential

ICAT Opportunity Drawing Winners

\$200 each!



Congratulations!

**Tina Kuperman
Shannon Williams
Ebony Freeman
Charles Hobbs**