3/19/2024 2:54:45 PM Autodesk Docs://Compton College Student Housing/COMPTON COLLEGE Student Housing_AVITS.rvt

GENERAL LEGEND

SYMBOL	DESCRIPTION
	NOTE CALLOUT
	DETAIL CALLOUT - NUMBER ON TOP DENOTES DETAIL NUMBER - NUMBER ON BOTTOM DENOTES SHEET DETAIL IS SHOWN
	BUILDING NUMBER
	CONCEALED CONDUIT
	EXPOSED CONDUIT
	UNDERGROUND CONDUIT
	CONDUIT TURNED UP
	CONDUIT TURNED DOWN
	CONDUIT WITH CAP

TELECOM LEGEND

SYMBOL	DESCRIPTION
	VOICE / DATA OUTLET - WALL MOUNTED. PROVIDE AND INSTALL (3) CAT 6A CABLES / JACKS TERMINATED IN A 4-PORT FACEPLATE AT 18" AFF. PROVIDE AND INSTALL 5S JBOX WITH SINGLE GANG MUDRING AND 1-1/4" CONDUIT STUBBED TO ACCESSIBLE CEILING LOCATION. PROVIDE BUSHINGS AND PULLSTRING, U.O.N.
	DATA OUTLET - WALL MOUNTED. PROVIDE AND INSTALL (1) QUANTITY OF CAT 6A CABLES / JACKS TERMINATED IN A 6-PORT FACEPLATE AT 18" AFF. PROVIDE AND INSTALL 5S JBOX WITH SINGLE GANG MUDRING AND 1-1/4" CONDUIT STUBBED TO ACCESSIBLE CEILING LOCATION. PROVIDE BUSHINGS AND PULLSTRING, U.O.N.
2	DATA OUTLET - WALL MOUNTED. PROVIDE AND INSTALL (2) QUANTITY OF CAT 6A CABLES / JACKS TERMINATED IN A 6-PORT FACEPLATE AT 18" AFF. PROVIDE AND INSTALL 5S JBOX WITH SINGLE GANG MUDRING AND 1-1/4" CONDUIT STUBBED TO ACCESSIBLE CEILING LOCATION. PROVIDE BUSHINGS AND PULLSTRING, U.O.N.
WP	WIRELESS ACCESS POINT OUTLET - CEILING MOUNTED. PROVIDE AND INSTALL (2) CAT 6A CABLES / JACKS TERMINATED IN A SURFACE MOUNT BOX ABOVE FINISHED CEILING. (NOTE: AT HARDLID CEILING LOCATIONS, PROVIDE AND INSTALL 5S JBOX WITH 1-1/4" CONDUIT STUBBED TO ACCESSIBLE CEILING LOCATION. PROVIDE BUSHINGS AND PULLSTRING, U.O.N. TERMINATE CABLES ON JACKS IN 2-PORT FACE PLATE.
WP	WIRELESS ACCESS POINT OUTLET - WALL MOUNTED. PROVIDE AND INSTALL (2) CAT 6A CABLES / JACKS TERMINATED IN A 2-PORT FACEPLATE AT NOTED HEIGHT AFF. PROVIDE AND INSTALL 5S JBOX WITH 1-1/4" CONDUIT STUBBED TO ACCESSIBLE CEILING LOCATION, BUSH AND PROVIDE PULLSTRING, U.O.N.
	IP PUBLIC ADDRESS SPEAKER - CEILING MOUNTED. PROVIDE AND INSTALL (1) CAT 6A CABLES / JACKS TERMINATED IN A SURFACE MOUNT BOX ABOVE FINISHED CEILING. (NOTE: AT HARDLID CEILING LOCATIONS, PROVIDE AND INSTALL 5S JBOX WITH 1-1/4" CONDUIT STUBBED TO ACCESSIBLE CEILING LOCATION. PROVIDE BUSHINGS AND PULLSTRING, U.O.N. TERMINATE CABLES ON JACKS IN 2-PORT FACE PLATE.
E	ELEVATOR TELEPHONE OUTLET - WALL MOUNTED. PROVIDE AND INSTALL (1) CAT 6A CABLES / JACKS TERMINATED IN A 4-PORT FACEPLATE AT 18" AFF. PROVIDE AND INSTALL 5S JBOX WITH SINGLE GANG MUDRING AND 1-1/4" CONDUIT STUBBED TO ACCESSIBLE CEILING LOCATION. PROVIDE BUSHINGS AND PULLSTRING, U.O.N.
	2-WAY COMMUNICATION OUTLET - WALL MOUNTED. PROVIDE AND INSTALL (1) CAT 6A CABLE / JACK TERMINATED IN A 4-PORT FACEPLATE AT 48" AFF. PROVIDE AND INSTALL 5S JBOX WITH SINGLE GANG MUDRING AND 1-1/4" CONDUIT STUBBED TO ACCESSIBLE CEILING LOCATION. PROVIDE BUSHINGS AND PULLSTRING, U.O.N.
	CABLE TRAY. REFER TO DRAWINGS FOR SIZING.
	LADDER RACK
	TELECOMMUNICATIONS PULLBOX

SECURITY LEGEND

SYMBOL	DESCRIPTION
	MULTISENSOR CAMERA - CEILING MOUNTED. PROVIDE 5S DEEP BACK BOX W/ 1.25" EMT CONDUIT STUBBED INTO NEAREST ACCESSIBLE CEILING SPACE (U.O.N.) PROVIDE ALL CONDUITS, CONDUIT SUPPORT, CONNECTORS, COUPLINGS, PLASTIC BUSHINGS, PULL STRINGS, OUTLET BOX, AND MUDRING. PROVIDE AND INSTALL (1) CAT 6A CABLE AND BISCUIT JACK INSIDE 5S DEEP BACK BOX. IF THE CAMERA MOUNTS TO A STRUCTURE DIFFERENT FROM THE ONE THAT THE CAMERA TERMINATES INTO, AND THE DATA CABLE RUNS UNDERGROUND, THEN THE DATA CABLE SHALL BE THE APPROPRIATE OSP-RATED CABLE AND SHALL TERMINATE INTO A PROTECTIVE DEVICE WITHIN 50 FEET OF ENTERING INTO THE BUILDING WHERE THE CAMERA TERMINATES. REFER TO THE SURVEILLANCE CAMERA SCHEDULE FOR INFORMATION SPECIFIC TO EACH CAMERA LOCATION.
	MULTISENSOR CAMERA - WALL MOUNTED. PROVIDE 5S DEEP BACK BOX W/ 1.25" EMT CONDUIT STUBBED INTO NEAREST ACCESSIBLE CEILING SPACE (U.O.N.) PROVIDE ALL CONDUITS, CONDUIT SUPPORT, CONNECTORS, COUPLINGS, PLASTIC BUSHINGS, PULL STRINGS, OUTLET BOX, AND MUDRING. PROVIDE AND INSTALL (1) CAT 6A CABLE AND BISCUIT JACK INSIDE 5S DEEP BACK BOX. IF THE CAMERA MOUNTS TO A STRUCTURE DIFFERENT FROM THE ONE THAT THE CAMERA TERMINATES INTO, AND THE DATA CABLE RUNS UNDERGROUND, THEN THE DATA CABLE SHALL BE THE APPROPRIATE OSP-RATED CABLE AND SHALL TERMINATE INTO A PROTECTIVE DEVICE WITHIN 50 FEET OF ENTERING INTO THE BUILDING WHERE THE CAMERA TERMINATES. REFER TO THE SURVEILLANCE CAMERA SCHEDULE FOR INFORMATION SPECIFIC TO EACH CAMERA LOCATION.
	SINGLE SENSOR CAMERA - CEILING MOUNTED. PROVIDE 5S DEEP BACK BOX W/ 1.25" EMT CONDUIT STUBBED INTO NEAREST ACCESSIBLE CEILING SPACE (U.O.N.) PROVIDE ALL CONDUITS, CONDUIT SUPPORT, CONNECTORS, COUPLINGS, PLASTIC BUSHINGS, PULL STRINGS, OUTLET BOX, AND MUDRING. PROVIDE AND INSTALL (1) CAT 6A CABLE AND BISCUIT JACK INSIDE 5S DEEP BACK BOX. IF THE CAMERA MOUNTS TO A STRUCTURE DIFFERENT FROM THE ONE THAT THE CAMERA TERMINATES INTO, AND THE DATA CABLE RUNS UNDERGROUND, THEN THE DATA CABLE SHALL BE THE APPROPRIATE OSP-RATED CABLE AND SHALL TERMINATE INTO A PROTECTIVE DEVICE WITHIN 50 FEET OF ENTERING INTO THE BUILDING WHERE THE CAMERA TERMINATES. REFER TO THE SURVEILLANCE CAMERA SCHEDULE FOR INFORMATION SPECIFIC TO EACH CAMERA LOCATION.
	SINGLE SENSOR CAMERA - WALL MOUNTED. PROVIDE 5S DEEP BACK BOX W/ 1.25" EMT CONDUIT STUBBED INTO NEAREST ACCESSIBLE CEILING SPACE (U.O.N.) PROVIDE ALL CONDUITS, CONDUIT SUPPORT, CONNECTORS, COUPLINGS, PLASTIC BUSHINGS, PULL STRINGS, OUTLET BOX, AND MUDRING. PROVIDE AND INSTALL (1) CAT 6A CABLE AND BISCUIT JACK INSIDE 5S DEEP BACK BOX. IF THE CAMERA MOUNTS TO A STRUCTURE DIFFERENT FROM THE ONE THE CAMERA TERMINATES INTO, AND THE DATA CABLE RUNS UNDERGROUND, THEN THE DATA CABLE SHALL BE THE APPROPRIATE OSP-RATED CABLE AND SHALL TERMINATE INTO A PROTECTIVE DEVICE WITHIN 50 FEET OF ENTERING INTO THE BUILDING WHERE THE CAMERA TERMINATES. REFER TO THE SURVEILLANCE CAMERA SCHEDULE FOR INFORMATION SPECIFIC TO EACH CAMERA LOCATION.
ACP	ACCESS CONTROL PANEL - REFER TO SPECIFICATIONS SECTION 28 13 00 FOR DESIGN CRITERIA SPECIFIC TO THIS PROJECT. INSTALLING CONTRACTOR SHALL ALSO REFER TO THE MATRIX OF RESPONSIBILITY AS SHOWN ON THIS SHEET.
IDS	INTRUSION DETECTION SYSTEM PANEL - REFER TO SPECIFICATIONS SECTION 28 16 00 FOR DESIGN CRITERIA SPECIFIC TO THIS PROJECT. INSTALLING CONTRACTOR SHALL ALSO REFER TO THE MATRIX OF RESPONSIBILITY AS SHOWN ON THIS SHEET.
SDC	SECURITY DOOR CONTACT - PROVIDE 5S DEEP BACK BOX ABOVE THE DOOR WITH A 1.25" EMT CONDUIT STUBBED INTO THE NEAREST ACCESSIBLE CEILING SPACE U.O.N. PROVIDE ALL CONDUITS, CONDUIT SUPPORT, CONNECTORS, COUPLINGS, PLASTIC BUSHINGS, PULL STRINGS, OUTLET BOX, AND MUDRING. PROVIDE (1) 22AWG / 2-C PLENUM-RATED CABLE TO THE CLOSEST IDF.
REX	REQUEST-TO-EXIT DEVICE - TYPICALLY INTEGRATED INTO THE ELECTRIFIED LOCKING HARDWARE BY DIVISION 8. REFER TO SPECIFICATIONS SECTION 08 71 00 AND TYPICAL DOOR DETAILS. IF LOCKING HARDWARE NECESSITATES EXTERNAL REX, PROVIDE SINGLE GANG BOX WITH FLEX CONNECTION TO THE 5S DEEP BACK BOX ABOVE THE DOOR. REFER TO ACCESS CONTROL DOOR DETAILS. PROVIDE APPROPRIATE CABLING BETWEEN THE CARD READER AND THE 5S DEEP BACK BOX ABOVE THE DOOR.
EDH	ELECTRIFIED DOOR HARDWARE BY DIVISION 8 CONTRACTOR. PROVIDE AND INSTALL 1" EMT CONDUIT CONNECTED TO THE 5S DEEP BACK BOX ABOVE THE DOOR. PROVIDE APPROPRIATE CABLING BETWEEN THE ELECTRIFIED LOCKING HARDWARE AND THE 5S DEEP BACK BOX ABOVE THE DOOR.
	MOTION DETECTOR - CEILING-MOUNTED. PROVIDE FLUSH-MOUNTED SINGLE GANG BOX WITH 3/4" CONDUIT STUBBED UP TO THE ACCESSIBLE CEILING SPACE. PROVIDE BUSHINGS AND PULL STRING U.O.N. PROVIDE (1) 22AWG / 4-C PLENUM-RATED CABLE BETWEEN THE MOTION DETECTOR AND THE CLOSEST IDF.

SECURITY LEGEND

SYMBOL	DESCRIPTION
M	MOTION DETECTOR - WALL-MOUNTED. PROVIDE 4S BACK BOX WITH A 1" CONDUIT STUBBED INTO THE NEAREST ACCESSIBLE CEILING SPACE. PROVIDE ALL CONDUITS, CONDUIT SUPPORT, CONNECTORS, COUPLINGS, PLASTIC BUSHINGS, PULL STRINGS, OUTLET BOX, AND MUDRING. PROVIDE (1) 22AWG / 4-C PLENUM-RATED CABLE BETWEEN THE MOTION DETECTOR AND THE CLOSEST IDF.
IC	INTERCOM DOOR STATION - WALL MOUNTED. PROVIDE 5S DEEP BACK BOX W/ 1.5" EMT CONDUIT STUBBED INTO NEAREST ACCESSIBLE CEILING SPACE (U.O.N.) PROVIDE ALL CONDUITS, CONDUIT SUPPORT, CONNECTORS, COUPLINGS, PLASTIC BUSHINGS, PULL STRINGS, OUTLET BOX, AND MUDRING
IC M	INTERCOM MASTER STATION - DESK MOUNTED. PROVIDE (1) CAT 6A CABLE / JACK TERMINATED IN A 2-PORT FACEPLATE WALL MOUNTED ABOVE THE DESK. PROVIDE 4S JBOX WITH SINGLE GANG MUD RING AND 1-1/4" CONDUIT STUBBED TO THE NEAREST ACCESSIBLE CEILING LOCATION. PROVIDE B
CR	CARD READER - WALL MOUNT. PROVIDE A SINGLE GANG BACK BOX AT 46" TO THE TOP WITH A 1" EMT CONDUIT CONNECTED TO THE 5S DEEP BACK BOX ABOVE THE DOOR. PROVIDE ALL CONDUITS, CONDUIT SUPPORTS, CONNECTORS, COUPLINGS, PLASTIC BUSHINGS, PULL STRINGS, OUTLET BOX, AND MUDRING. PROVIDE APPROPRIATE CABLING BETWEEN THE CARD READER AND THE 5S DEEP BACK BOX ABOVE THE DOOR.
CR HC JOX	CARD READER - INTEGRAL TO THE DOOR LOCKING HARDWARE. PROVIDE PATHWAY FROM THE INTEGRATED LOCKSET TO THE ELECTRIFIED HINGE POWER DEVICE. ELECTRIFIED HINGE/POWER TRANSFER DEVICE BY DIVISION 8.
CR MULLION	CARD READER - MULLION MOUNT. MOUNT READER TO THE MULLION FRAME OF THE DOOR AS SHOWN ON THE DRAWINGS. UTILIZE THE MULLION FRAME CHANNEL AS A WIRE PATHWAY. COORDINATE ALL ACTIVITIES RELATED TO THIS TYPE OF READER WITH THE DIVISION 8 CONTRACTOR.
K	IDS ARMING KEYPAD - WALL-MOUNTED. THE ELECTRICAL CONTRACTOR SHALL PROVIDE A 4S BACK BOX WITH A 1" EMT CONDUIT STUBBED INTO THE NEAREST ACCESSIBLE CEILING SPACE. THE ELECTRICAL CONTRACTOR SHALL PROVIDE ALL CONDUIT, CONDUIT SUPPORT CONNECTORS, COUPLINGS, PLASTIC BUSHINGS, PULL STRINGS, OUTLET BOX, AND MUDRING. PROVIDE 22AWG / 4-C PLENUM-RATED CABLE BETWEEN THE ARMING KEYPAD AND THE CLOSEST IDF.

GENERAL NOTES

1. ALL TELECOMMUNICATIONS WORK SHALL COMPLY WITH THE LATEST EDITION OF THE COLLEGE TELECOMMUNICATIONS INFRASTRUCTURE STANDARDS AND CURRENT MANUFACTURER AND BICSI INSTALLATION PRACTICES. THESE STANDARDS HAVE BEEN ESTABLISHED TO EXCEED ALL CURRENT CODE AND BICSI INSTALLATION PRACTICE. ANY ITEMS THAT RAISE QUESTION SHALL BE BROUGHT TO THE ATTENTION OF THE CONSTRUCTION MANAGER AND COLLEGE REPRESENTATIVE IN WRITING. IT IS ALWAYS A BEST PRACTICE TO PROVIDE THE AHJ WITH DETAIL ON ANY AND ALL CONSTRUCTION ITEMS THAT COULD BE QUESTIONED BY THE AHJ. THE PROJECT DOCUMENTATION PACKAGE AND ASSOCIATED COLLEGE STANDARD ARE NOT TO BE INTERPRETED NOR CONSIDERED AS AUTHORIZATION TO DEVIATE FROM ANY CODE OR REGULATION. IT IS THE CONTRACTORS RESPONSIBILITY TO VALIDATE THAT THESE REQUIREMENTS WILL MEET THE EQUIPMENT MANUFACTURER'S REQUIREMENT TO PROVIDE THE COLLEGE WITH A MINIMUM 25-YEAR SCS EXTENDED MATERIALS WARRANTIES.
2. IN THE EVENT OF A CONFLICT OR INCONSISTENCY BETWEEN ITEMS INDICATED ON THE PLANS AND/OR SPECIFICATIONS, THE DOCUMENT WHICH PRESCRIBES AND ESTABLISHES THE COMPLETE JOB AS PER MANUFACTURER OR THE HIGHER STANDARD SHALL PREVAIL. ALL SUCH DISCREPANCIES ARE TO BE BROUGHT TO THE ATTENTION OF THE CONSTRUCTION MANAGER AND THE COLLEGE REPRESENTATIVE IN WRITING IMMEDIATELY UPON DISCOVERY.
3. OMISSIONS FROM THE DRAWINGS OR FROM THE SPECIFICATIONS OR THE MISDESCRIPTION OF DETAILS OF WORK WHICH ARE CLEAR AND NECESSARY TO CARRY OUT THE INTENT FOR THE DRAWINGS AND SPECIFICATIONS, OR WHICH ARE CUSTOMARILY PERFORMED SHALL NOT RELIEVE THE CONTRACTOR FROM PERFORMING SUCH OMITTED OR MISDESCRIBED DETAILS OF THE WORK. THE CONTRACTOR SHALL NOTIFY THE CONSTRUCTION MANAGER AND COLLEGE REPRESENTATIVE UPON IDENTIFICATION OF SUCH OMISSIONS, MISDESCRIPTION; AND UNCLEAR DIRECTIONS IMMEDIATELY. THE CONTRACTOR SHALL PERFORM ALL PROJECT WORK AND ASSEMBLY BUILDS AS PER BICSI STANDARDS AND MANUFACTURER'S REQUIREMENTS ALONG WITH COORDINATING AND WORKING WITH THE COLLEGE TO CORRECT SUCH DOCUMENTATION ERRORS.
4. THE CONTRACTOR SHALL CHECK ALL DRAWINGS FURNISHED IMMEDIATELY UPON THEIR RECEIPT AND PROMPTLY NOTIFY THE COLLEGE OF ANY DISCREPANCIES. THIS INCLUDES BUT NOT LIMITED TO, DISCREPANCIES BETWEEN DRAWINGS AND SPECIFICATIONS, AND MANUFACTURER INSTALLATION INSTRUCTIONS THAT WILL CAUSE EXTENDED WARRANTY ISSUES, OR DRAWINGS AND GOVERNING CODES AND BEST PRACTICES. THE CONTRACTOR SHALL BRING TO THE ATTENTION OF THE CONSTRUCTION MANAGER AND COLLEGE REPRESENTATIVE ANY DISCREPANCIES BETWEEN DRAWINGS AND HOW THE CONTRACTOR NORMALLY DELIVERS THE SERVICES DESCRIBED IN THE DRAWINGS OR SPECIFICATIONS.
5. ALL MATERIALS AND EQUIPMENT FURNISHED AND INSTALLED SHALL BE NEW AND FREE FROM ANY KNOWN DEFECT. ALL EQUIPMENT SHALL BEAR THE UNDERWRITERS LABORATORIES LABEL (UL ™) LISTING, CLASSIFIED, AND/OR PERFORMANCE VERIFIED MARK OR FROM A COLLEGE APPROVED ALTERNATIVE TESTING ORGANIZATION. ALL MATERIALS SHALL BE INSTALLED AND USED IN THE MANNER FOR WHICH THE MANUFACTURER INTEND THEM FOR. THIS APPLIES FOR BOTH PIECE PARTS AND COMPLETE FUNCTIONING ASSEMBLIES.
6. CONTRACTOR IS REQUIRED TO RECEIVE WRITTEN APPROVAL FOR ALL RECOMMENDED AND REQUIRED WORK DEVIATIONS AND CLARIFICATIONS TO THE PLANS AND SPECIFICATIONS OF THIS PROJECT BY THE COLLEGE AND ITS REPRESENTATIVES PRIOR TO ANY FIELD ACTIVITY.
7. ALL WORK MUST BE COMPLETED IN AS PER MANUFACTURER INSTALLATION REQUIREMENTS AND BICSI INSTALLATION PRACTICES. THE COLLEGE DEMANDS THE UTMOST PROFESSIONALISM WHEN WORK IS BEING PERFORMED AT EITHER COLLEGE CAMPUS AND HOLDS ALL CONTRACTORS TO THAT LEVEL OF PROFESSIONALISM. THE WORK SITE SHALL BE KEPT CLEAN AND FREE FROM DEBRIS. IT IS EVERY CONTRACTOR AND ALL THEIR REPRESENTATIVES RESPONSIBILITY TO GUARD AGAINST ANY DAMAGE TO COLLEGE PROPERTY AND THE IMMEDIATE REPAIR IF ANY DAMAGE IS CAUSED. THE CONTRACTOR SHALL BE RESPONSIBLE FOR CONDUCTING A FINAL CLEANUP OF THE WORK SITE PRIOR TO FINAL SYSTEM ACCEPTANCE AS PART OF THE PUNCH-LIST PROCESS.
8. THE CONTRACTOR SHALL NOT BORE, NOTCH, OR IN ANY WAY CUT INTO ANY STRUCTURAL MEMBER WITHOUT WRITTEN APPROVAL FROM THE COLLEGE, ARCHITECT, AND STRUCTURAL ENGINEER. WITH PERMISSION FROM THE ABOVE AND PRIOR TO ALL CUTTING, DRILLING, NOTCHING, CORING, ETC. OF CONCRETE STRUCTURE AND FACADE THESE SURFACES SHALL BE X-RAYED OR GROUND PENETRATING RADAR USED TO ACCURATELY LOCATE REBAR, POST-TENSION CABLES & RODS, CONDUITS, AND ANY OTHER EMBEDDED POTENTIAL OBSTRUCTIONS TO ENSURE THAT NO DAMAGE IS CAUSED TO ANY STRUCTURAL REINFORCEMENTS.
9. FOR THE PURPOSE OF CLEARNESS AND LEGIBILITY THE TELECOM DRAWINGS ARE ESSENTIALLY DIAGRAMMATIC. THE SIZE AND LOCATION OF EQUIPMENT IS SHOWN TO SCALE WHEREVER POSSIBLE. THE CONTRACTOR SHALL VERIFY ALL FIELD CONDITIONS WITH INFORMATION INDICATED ON THE DRAWINGS AND DESCRIBED IN THE SPECIFICATION SECTIONS WHERE TELECOM WORK INTERFACES WITH OTHER TRADES.
10. THE CONTRACTOR SHALL TAKE SPECIAL PRECAUTIONS WHEN WORKING IN AREAS WITH EXISTING CEILINGS AND SHALL BE RESPONSIBLE FOR REMOVAL AND REPLACEMENT OF CEILING TILES WITHOUT DAMAGING OR SOILING THE CEILING TILES. CHIPPED, DAMAGED, CRACKED, OR BROKEN TILES ARE THE CONTRACTORS RESPONSIBILITY TO REPLACE WITH LIKE TILES.
11. ALL FOOTAGES IDENTIFIED ON DRAWINGS OR SCALED OFF OF DRAWINGS ARE TO BE CONSIDERED ESTIMATES AND ARE REQUIRED TO BE FIELD VERIFIED BY CONTRACTOR PRIOR TO ORDERING OF MATERIAL.
12. ALL CABLE TRAYS, LADDER (TYPE) RACKING, "BASKET TYPE TRAY, CONDUIT & SLEEVES, EQUIPMENT RACKS, PROTECTION PANELS, AND CABLE SHEATHS SHALL BE BONDED TO AN APPROVED TELECOMMUNICATIONS BONDING ASSEMBLY.
13. ACCORDING TO TIA STANDARDS AND BICSI METHODOLOGIES PULL-BOXES LOCATED WITHIN A STRUCTURE ARE TO BE PLACED AT 100 INCREMENTS AND PROPERLY SPACED WITHIN RUNS OF MORE THAN 150'. PULL-BOXES ARE TO BE PLACED IN CONDUIT RUNS THAT EXCEED A MAXIMUM OF 180-DEGREES IN CHANGES OF DIRECTION. TELECOMMUNICATIONS PULL-BOXES ARE TO BE SIZED AT A MINIMUM OF TWELVE (12) TIMES THE DIAMETER OF THE LARGEST CONDUIT. PULL-BOXES SHOULD NOT BE USED FOR CONDUIT BENDS. THESE STANDARDS ARE TO BE ADHERED TO WHERE EVER PRACTICAL AND ANY DEVIATION TO THESE STANDARDS REQUIRES A SHOP-DRAWING, IF DISCOVERED DURING THE SUBMITTAL PHASE, TO REMEDIATE THE ISSUE OR BY AN RFI DURING THE CONSTRUCTION INSTALLATION PHASE. THE COLLEGE MAY ELECT TO INCREASE THE CONDUIT SIZE OR QUANTITY OF CONDUITS TO MITIGATE THE ISSUE FOR THE EXCESS LENGTH, ADDITIONAL QUANTITY OF CHANGES OF DIRECTION, AND/OR THE REDUCED SIZE OF PULL-BOXES WITHIN THE GIVEN PATHWAY. THE CONTRACTOR IS REQUIRED TO HAVE APPROVAL IN WRITING PRIOR TO ANY ROUGH-IN WORK OR MATERIAL PROCUREMENT.
14. AS A STANDARD, ALL INTRA-BUILDING PATHWAYS SHALL HAVE A MINIMUM OF 25% AVAILABLE CAPACITY AT THE SCHEDULED END OF THE PROJECT. SHOULD THIS PERCENTAGE NOT BE ACHIEVABLE, THIS ISSUE MUST BE BROUGHT TO THE ATTENTION OF THE CONSTRUCTION MANAGER AND THE COLLEGE REPRESENTATIVE.
15. USE "J" HOOKS FOR STATION CABLE DISTRIBUTION IN OPEN CEILING ENVIRONMENTS IS ACCEPTABLE TO THE COLLEGE AS LONG AS THE FOLLOWING PARAMETERS ARE MET. DO NOT USE CEILING SUPPORT WIRE OR CEILING HANGERS. DO NOT USE SUPPORTS FOR ANY OTHER BUILDING SERVICES UNLESS PRIOR WRITTEN APPROVAL FOR THEIR USE IS GIVEN AND VERIFIED WITH PROJECT STRUCTURAL ENGINEER. NEVER IS IT ACCEPTABLE FOR CABLING TO IMPEDE OR HINDER THE ACCESSING OF THE ABOVE CEILING SPACE OR ANY ABOVE CEILING MOUNTED EQUIPMENT. CABLES ARE NOT TO BE WRAPPED AROUND ANY BUILDING STRUCTURAL SUPPORTS OR BUILDING SERVICES. ALL APPROPRIATE COLLEGE AND BICSI INSTALLATION PRACTICE CLEARANCES FROM FIXTURES, CONTROLS, AND ACCESS DEVICES OF ANY KIND ARE TO BE ADHERED TO. CABLING IS NEVER TO RUN THROUGH OR IMPEDE THE OPERATION OF ANY AIR-HANDLING DUCTS OR DAMPERS.
16. WHERE PATHWAY CONSISTS OF MULTIPLE CONDUITS OR SLEEVES, A PATHWAY MUST BE FILLED TO CURRENT TIA AND BICSI INSTALLATION RECOGNIZED MAXIMUM FILL BEFORE UTILIZING THE NEXT VACANT OR PARTIALLY FILLED PATHWAY.
17. OVERHEAD AND WALL MOUNTED LADDER (TYPE) RACKING INSTALLATION SHALL MATCH THE DRAWINGS AS CLOSELY AS POSSIBLE AND REQUIRES A SHOP DRAWING FOR EACH ROOM LOCATION. THE PACKAGE IS TO INCLUDE A BILL OF MATERIALS WITH PART NUMBERS FROM RACKING MANUFACTURER FOR MOUNTING AND CONNECTION PIECE PARTS. PRIOR TO ANY ROUGH-IN WORK BEING PERFORMED THESE SUBMITTALS MUST BE APPROVED BY THE COLLEGE REPRESENTATIVE.
18. ALL CABLING AND THEIR PATHWAYS PASSING THROUGH A RATED FIRE OR SMOKE BARRIER MUST BE PROPERLY SLEEVED AND FIRE STOPPED USING APPROVED (UL CLASSIFIED) FIRE STOP ASSEMBLIES. FIRESTOP ASSEMBLIES ARE TO BE INSTALLED PER THE MANUFACTURER'S INSTRUCTIONS FOR THE TYPE OF BARRIER, PATHWAY SIZE, AND QUANTITY OF CABLES THE FIRESTOP ASSEMBLY IS BEING INSTALLED FOR. CONTRACTOR IS REQUIRED TO MAINTAIN TRAINING RECORDS FOR ALL STAFF PERFORMING FIRESTOP ASSEMBLY INSTALLATION WORK.
19. CABLE PULLING - LINE/ROPE/TAPE SHALL BE PLACED IN ALL NEW CONDUITS. ALL UNUSED CONDUITS SHALL ALSO BE CAPPED AND/OR PROPERLY FIRE STOPPED IN A MANNER APPROVED BY THE COLLEGE AND/OR THE AHJ.
20. CONTRACTOR TO COORDINATE WAO AND SUPPORTING CONDUIT WITH THE ELECTRICAL CONTRACTOR WHERE THE ELECTRICAL CONTRACTOR IS A DIFFERENT ORGANIZATION THAN LOW-VOLTAGE CABLING/CONDUIT CONTRACTOR FOR PROPER PLACEMENT.
21. ALL STATION CABLES SHALL BE NEATLY DRESSED AND SECURED FEET AT A MINIMUM EVERY FIVE FEET.
22. ALL STATION CABLES SHALL BE TERMINATED ON THE SAME FLOOR AS THE FLOOR SERVING BDF/IDF UNLESS OTHERWISE NOTED IN THESE DRAWINGS.
23. ALL STATION CABLING IS TO BE MECHANICALLY PROTECTED IN PLACE UNLESS OTHERWISE IDENTIFIED IN THESE DRAWINGS, BY A CONTRACT CHANGE RECORD, OR BY A RFI RESPONSE FROM THE COLLEGE REPRESENTATIVE IN WRITING DIRECTING SURFACE-MOUNT EXPOSED AS THE CABLE INSTALLATION MEANS.
24. ALL STATION CABLES SHALL BE TESTED AND DOCUMENTED USING RECOGNIZED MANUFACTURER INSTALLATION REQUIREMENTS AND BICSI INSTALLATION PRACTICES. UTP (CATEGORY) CABLE TESTING RESULTS SHALL BE ONE TEST RECORD FOR EACH CABLE AND THE RECORD MUST INCLUDE THE COLLEGE'S APPROVED CABLE IDENTIFICATION STANDARD NAMING/NUMBERING SCHEME. OPTICAL FIBER TESTING SHALL FOLLOW ALL COLLEGE AND MANUFACTURER INSTALLATION PRACTICES. COAX TESTING SHALL FOLLOW BOTH COLLEGE AND THE ANSI/SCTE CABLE TESTING STANDARDS & BEST PRACTICES, INCLUDING BUT NOT LIMITED TO; ANSI/SCTE - 10-2014, 40-2011, 44-2010, 47-2007, 48-3-2011.
25. THE COLLEGE REQUIRES A ONE (1) METER SLACK LOOP FOR ALL WAO SUPPORTED BY OPEN CEILING CABLE DISTRIBUTION. THE SLACK LOOP MUST BE SUPPORTED ABOVE THE WAO IN NEAT AND REPEATABLE FASHION THAT MEETS BOTH BICSI INSTALLATION AND MANUFACTURER PRACTICES.
26. ALL STATION OUTLETS, WAO, AND TERMINATION POINTS UTILIZED UNDER THIS PROJECT SCOPE SHALL BE PROPERLY LABELED AND IDENTIFIED USING THE STANDARD COLLEGE INTERNAL DISTRIBUTION NAMING/NUMBERING SCHEME. IDENTIFIED IN THIS DRAWING SET. ALL LABELS ARE TO BE MACHINE GENERATED AND AN EXCEL TYPE MATRIX CREATED DEFINING LOCATION OF BOTH ENDS OF EACH LABELED CABLE. AS-BUILT CLOSEOUT PACKAGE MUST INCLUDE THESE STATION AND TERMINATION POINTS IDENTIFIED ON FLOOR PLANS FOR EACH LEVEL/FLOOR IN ADDITION TO THE STATION CABLING MATRIX. THE SAME CABLE IDENTIFICATION IS ALSO REQUIRED TO BE INCLUDED ON EACH CABLE TESTED RECORD BOTH HARD AND SOFT-COPY RECORD.
27. INCLUDED AS PART OF THE CABLING AS-BUILT DOCUMENTATION PACKAGE, IT IS THE CONTRACTOR'S RESPONSIBILITY TO PROVIDE TO THE COLLEGE THE ADD ON TO THE CURRENT STRUCTURED CABLING SOLUTION MANUFACTURER'S 25-YEAR EXTENDED WARRANTY CERTIFICATE FOR THIS PROJECT.
28. THE WAO UTP 8-CONDUCTOR JACKS ARE DESCRIBED WITHIN THIS DOCUMENT SET AS RJ-45 JACKS/INSERTS. THE DESIGNERS ARE AWARE THAT ABBREVIATION RJ-45 IS A FCC - REGISTERED JACK WITH 8-CONDUCTORS AND DESCRIPTION IN THIS DOCUMENT SET IS FOR A UTP CATEGORY CABLE RATED JACK/INSERT AND NOT FOR FCC INTERFACE JACKS.
29. NOT ALL SYMBOLS AND ABBREVIATIONS SHOWN ON THIS SHEET ARE USED IN THE DRAWING SET CURRENTLY, BUT ARE THERE, SHOULD THE SCOPE GROW TO INCLUDE SUCH WORK.
30. THE CONTRACTOR SHALL PROVIDE WIRE GUARDS FOR ALL EXPOSED AUDIO, VISUAL, AND NETWORK DEVICES LOCATED IN AREAS THAT CAN BE SUBJECT TO VANDALISM. FOR CLARIFICATION THE CONTRACTOR SHALL DISCUSS WITH CONSTRUCTION MANAGER.
31. ALL CONDUITS CROSSING BUILDING SEISMIC SEPARATIONS OR EXPANSION JOINTS SHALL BE PROVIDED WITH APPROVED CONNECTORS. REFER TO ARCHITECTURAL PLANS FOR ALL EXPANSION JOINT LOCATIONS.
32. COORDINATE INSTALLATION OF LIGHTING FIXTURES WITH CABLE TRAY AND EQUIPMENT IN BDF, IDF, AND ALL A/V ROOMS/SPACES TO MAINTAIN REQUIRED LIGHTING LEVELS WITH ALL EQUIPMENT IN PLACE.
33. FOR THOSE ELEMENTS THAT DO NOT REQUIRE DETAILS OR SHOP DRAWINGS ON THE APPROVED DRAWINGS, THE INSTALLATION SHALL BE SUBJECT TO THE APPROVAL OF THE ELECTRICAL ENGINEER AND THE FIELD REPRESENTATIVE FOR THE COLLEGE.
34. COLLEGE STANDARDS, MANUFACTURER, BICSI INSTALLATION PRACTICES FOR PROJECT SUBMITTALS AND SHOP DRAWINGS ARE IDENTIFIED IN SPECIFICATIONS SECTIONS LISTED IN DIVISION 26, 27, AND 28, OF THE PROJECT CONTRACT DOCUMENTATION SET.
35. ALL WIRELESS ACCESS POINTS AND COMMUNICATIONS NETWORK SWITCHES ARE TO BE CONTRACTOR FURNISHED, CONTRACTOR INSTALLED.

MEP COMPONENT ANCHORAGE NOTE

ALL MECHANICAL, PLUMBING AND ELECTRICAL COMPONENTS SHALL BE ANCHORED AND INSTALLED PER DETAILS ON THE DSA APPROVED CONSTRUCTION DOCUMENTS. THE FOLLOWING COMPONENETS SHALL BE ANCHORED OR BRACED TO MEET THE FORCE AND DISPLACEMENT REQUIREMENTS PRESCRIBE IN THE 2022 CBC SECTIONS 1617A.1.18 THROUGH 1617A.1.26 AND ASCE 7-16 CHAPTERS 13, 26 AND 30.

1. ALL PERMANENT EQUIPMENT AND COMPONENTS.
2. TEMPORARY, MOVABLE OR MOBILE EQUIPMENT THAT IS PERMANENTLY ATTACHED TO THE BUILDING UTILITY SERVICES SUCH AS ELECTRICITY, GAS OR WATER. "PERMANENETLY ATTACHED" SHALL INCLUDE ALL ELECTRICAL CONNECTIONS EXCEPT PLUGS FOR 110/220 VOLT RECEPTACLES HAVING A FLEXIBLE CABLE.
3. TEMPORARY,

3/19/2024 2:57:21 PM Autodesk Docs://Compton College Student Housing/Compton College Student Housing_AVITS.rvt

GENERAL NOTES

1. PER SECTION 11B-224.7.2 AND 11B-233.3.1.2, 11B-233.3.1.2.1 - ALL UNITS ARE REQUIRED TO BE ADAPTABLE. THE NUMBER OF DWELLINGS UNITS WITH ADAPTABLE FEATURES SHALL BE REDUCED BY THE NUMBER OF UNITS WITH MOBILITY FEATURES. THIS MEANS, ALL UNITS THAT ARE NOT MOBILITY UNITS SHALL BE ADAPTABLE AT A MINIMUM, COMPLYING WITH SECTIONS 11B-809.6 THROUGH 11B-809.12.

   IN ADDITION, ALL UNITS ARE COVERED BY FAIR HOUSING ACT AND THE FAIR HOUSING ACT DESIGN MANUAL WHICH IS THE SAFE HARBOR FOR THIS PROJECT.

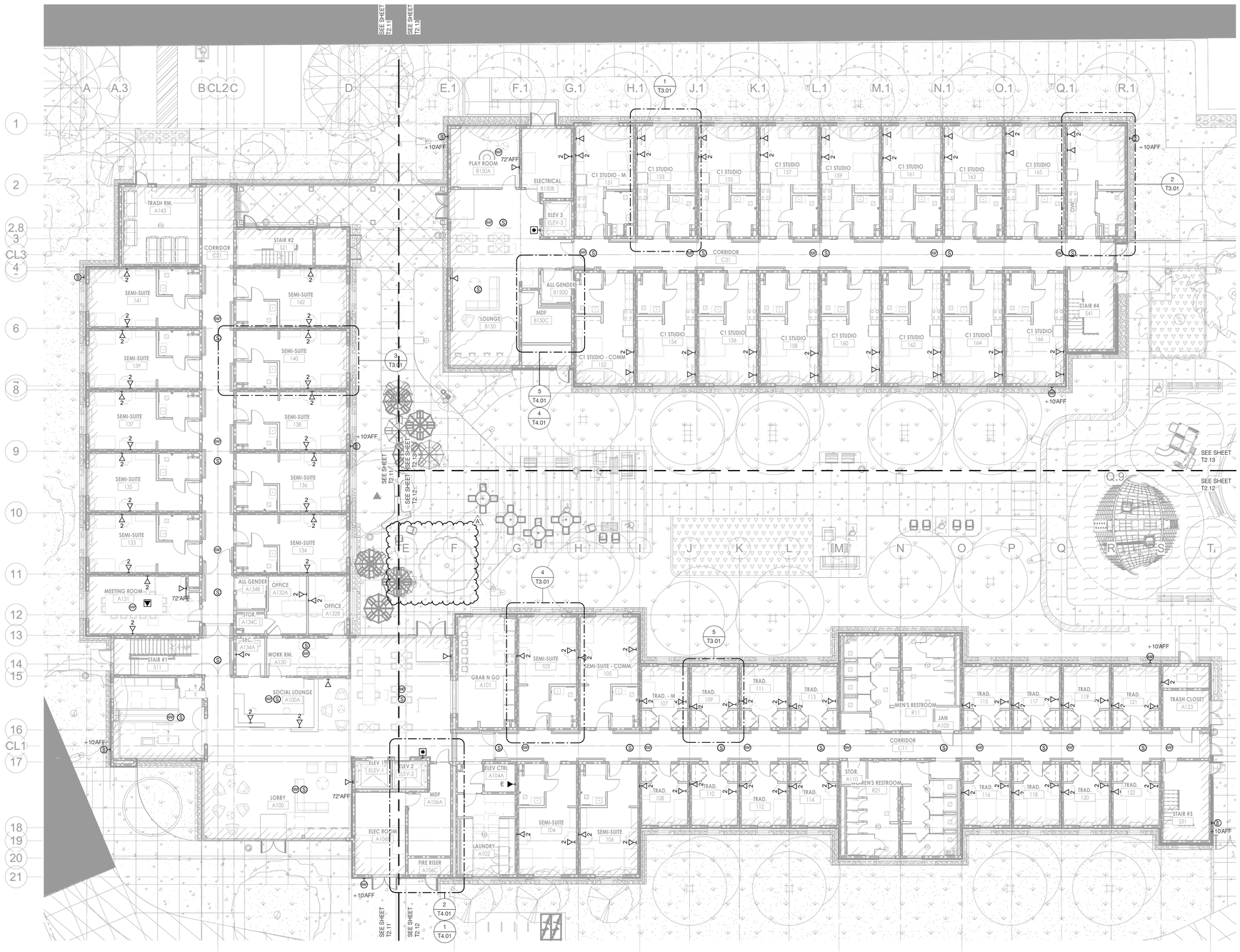

KEY PLAN

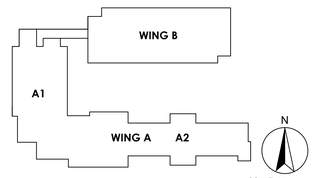

DSA STAMP

HPI architecture
www.hpiarchitecture.com
115 22nd street
Newport Beach, CA
92663
o: 949.675.6442

SEAL

LICENSED ARCHITECT
AMMAR NAJI SARSAM
C-30902
12/31/2025
RENEWAL DATE
STATE OF CALIFORNIA

A# 03-123205 INC: 02

CONSULTANTS

P2S ENG
Long Beach // Irvine // Los Angeles
San Diego // San Jose // Seattle
p2sinc.com

REGISTERED PROFESSIONAL ENGINEER
No. E32229
Bryant Izaga
ELECTRICAL
STATE OF CALIFORNIA

PROJECT TITLE
COMPTON COLLEGE STUDENT HOUSING
INCREMENT 2 OF 2 - BUILDING & ASSOCIATED SITE WORK
1111 E. ARTESIA BLVD, COMPTON, CA 90221

Compton College

ISSUED

#	DATE	DESCRIPTION
A.	03/01/2024	REVISION A

PROJECT IDENTIFICATION

THE DRAWINGS IN THE SHEET INDEX WERE ORIGINALLY CREATED IN AUTODESK REVIT V. 2018 UNLESS OTHERWISE NOTED.

THE ORIGINAL SIZE OF THIS SHEET IS 30" X 42".

THESE DRAWINGS AND SPECIFICATIONS ARE THE PROPERTY AND COPYRIGHT OF THE ARCHITECT AND SHALL NOT BE USED ON ANY OTHER PROJECT OR LOCATIONS EXCEPT AS DESCRIBED ON THE DRAWINGS, WITHOUT WRITTEN AGREEMENT WITH THE ARCHITECT.

© HPI ARCHITECTURE 2022

SHEET TITLE

FIRST FLOOR PLAN - OVERALL

SHEET NUMBER

T2.10

CONSTRUCTION DOCUMENTS

12/22/2023 8:34:23 AM Autodesk Docs://Compton College Student Housing/Compton College Student Housing_AVITS.rvt

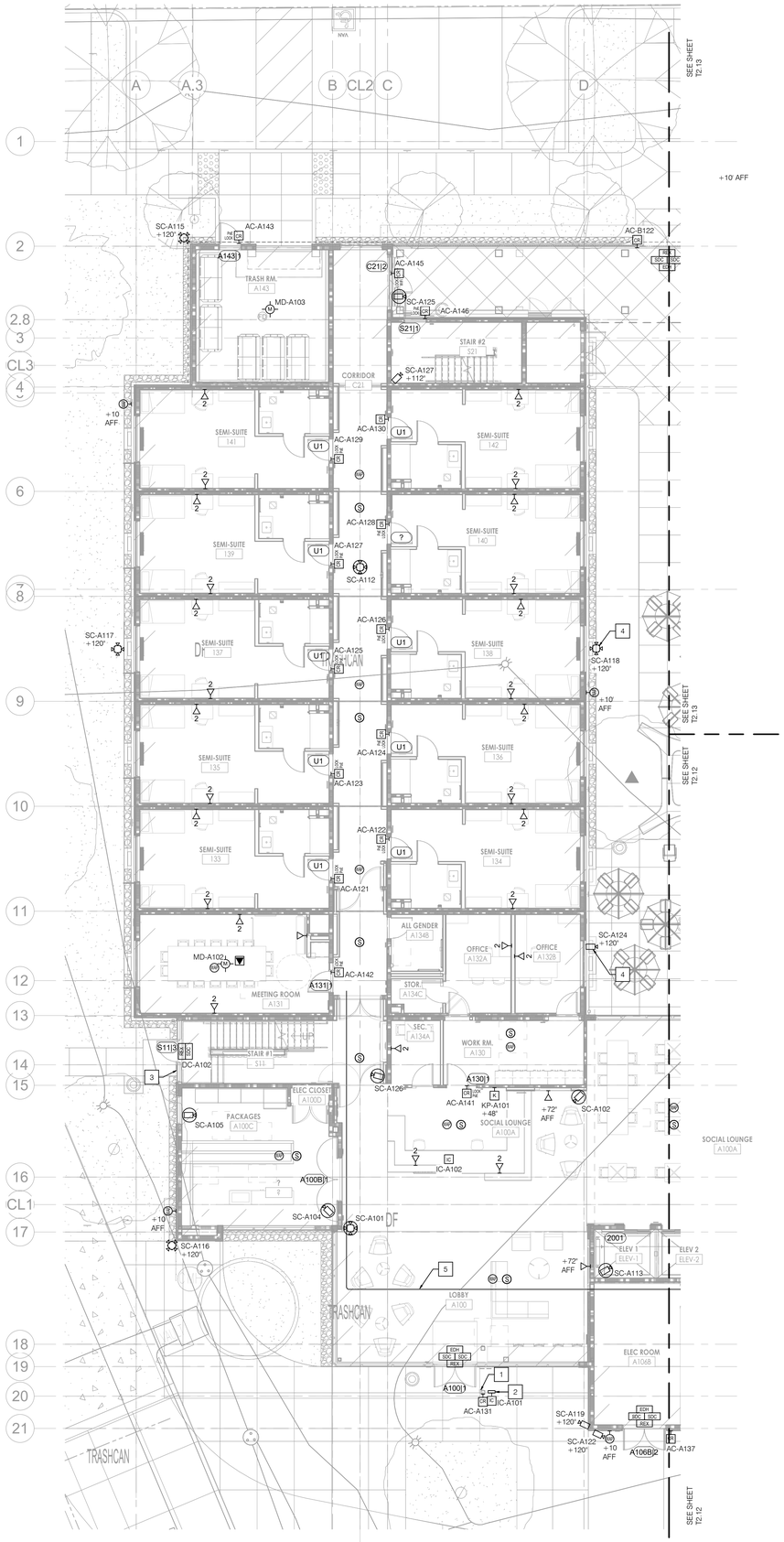

GENERAL NOTES

1. CONTRACTOR TO PROVIDE CONDUIT PATHWAYS AND PULL BOXES FROM THE LOW VOLTAGE DEVICES TO TR ROOM MDF-A106A. CONTRACTOR TO INSTALL PULL BOXES IN ACCESSIBLE AREAS. CONTRACTOR TO PROVIDE CONDUITS AT A MAXIMUM 40% FILL RATIO.
2. CONTRACTOR TO INSTALL J-HOOKS PATHWAYS IN ACCESSIBLE CEILING TILE SPACES.

NOTES

1. MOUNT CARD READER ONTO DOOR ACTUATOR BOLLARD. REFER TO ARCHITECTURAL DOOR SCHEDULE AND DIVISION 8 SPECS FOR BOLLARD, DOOR ACTUATOR, AND AUTOMATIC DOOR OPENER INFORMATION.
2. MOUNT INTERCOM ON PEDESTAL CABINET MODEL NUMBER 12ATOW-PRO-001-304 AS MANUFACTURED BY PEDESTAL PRO.
3. EXIT ONLY DOOR. REFER TO ARCHITECTURAL DOOR SCHEDULE AND DIVISION 8 SPECS FOR KNOX BOX AND KEY INFORMATION FOR FIRST RESPONDER ENTRY.
4. THE SECURITY CONTRACTOR SHALL COORDINATE WITH THE DISTRICT AND PROGRAM THE VMS TO MASK ANY PRIVATE WINDOWS THAT CAN BE VIEWED BY THE CAMERA.
5. PROVIDE (3) 3"C ABOVE CEILING SPACE FROM MDF ROOM TO CORRIDOR ACCESSIBLE CEILING SPACE.

KEY PLAN

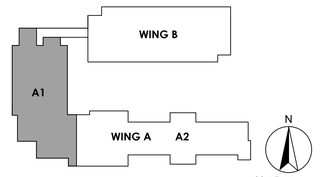

DSA STAMP

IDENTIFICATION STAMP
DIV. OF THE STATE ARCHITECT
APP: 03-123205 INC: 02
REVIEWED FOR
SS ☑ FLS ☑ ACS ☑
DATE: 02/01/2024

architecture
www.hpiarchitecture.com
115 22nd street
Newport Beach, CA
92663
o: 949.675.6442

SEAL

LICENSED ARCHITECT
AMMAR NAJI SARSAM
C-30902
12/31/2025
RENEWAL DATE
STATE OF CALIFORNIA

CONSULTANTS

P2S ENG
Long Beach // Irvine // Los Angeles
San Diego // San Jose // Seattle
p2sinc.com

REGISTERED PROFESSIONAL ENGINEER
No. E32223
Bryant Izaga
ELECTRICAL
STATE OF CALIFORNIA

PROJECT TITLE
COMPTON COLLEGE
STUDENT HOUSING
INCREMENT 2 OF 2 - BUILDING & ASSOCIATED SITE WORK
1111 E. ARTESIA BLVD, COMPTON, CA 90221

Compton College

ISSUED

#	DATE	DESCRIPTION
	10/19/2023	DSA BACKCHECK SUBMITTAL

PROJECT IDENTIFICATION

THE DRAWINGS IN THE SHEET INDEX WERE ORIGINALLY CREATED IN AUTODESK REVIT V. 2018 UNLESS OTHERWISE NOTED.

THE ORIGINAL SIZE OF THIS SHEET IS 30" X 42".

THESE DRAWINGS AND SPECIFICATIONS ARE THE PROPERTY AND COPYRIGHT OF THE ARCHITECT AND SHALL NOT BE USED ON ANY OTHER PROJECT OR LOCATIONS EXCEPT AS DESCRIBED ON THE DRAWINGS, WITHOUT WRITTEN AGREEMENT WITH THE ARCHITECT.

© HPI ARCHITECTURE 2022

SHEET TITLE
WING A - PARTIAL FLOOR PLAN - LEVEL 1 - A1

SHEET NUMBER
T2.11

CONSTRUCTION DOCUMENTS

3/19/2024 2:57:32 PM Autodesk Docs://Compton College Student Housing/Compton College Student Housing_AVITS.rvt

GENERAL NOTES

1. CONTRACTOR TO PROVIDE CONDUIT PATHWAYS AND PULL BOXES FROM THE LOW VOLTAGE DEVICES TO TR ROOM MDF-A106A. CONTRACTOR TO INSTALL PULL BOXES IN ACCESSIBLE AREAS. CONTRACTOR TO PROVIDE CONDUITS AT A MAXIMUM 40% FILL RATIO.
2. CONTRACTOR TO INSTALL J-HOOKS PATHWAYS IN ACCESSIBLE CEILING TILE SPACES.
3. PER SECTION 11B-224.7.2 AND 11B-233.3.1.2, 11B-233.3.1.2.1 - ALL UNITS ARE REQUIRED TO BE ADAPTABLE. THE NUMBER OF DWELLINGS UNITS WITH ADAPTABLE FEATURES SHALL BE REDUCED BY THE NUMBER OF UNITS WITH MOBILITY FEATURES. THIS MEANS, ALL UNITS THAT ARE NOT MOBILITY UNITS SHALL BE ADAPTABLE AT A MINIMUM, COMPLYING WITH SECTIONS 11B-809.6 THROUGH 11B-809.12.

   IN ADDITION, ALL UNITS ARE COVERED BY FAIR HOUSING ACT AND THE FAIR HOUSING ACT DESIGN MANUAL WHICH IS THE SAFE HARBOR FOR THIS PROJECT.

NOTES

1. EXIT ONLY DOOR. REFER TO ARCHITECTURAL DOOR SCHEDULE AND DIVISION 8 SPECS FOR KNOX BOX AND KEY INFORMATION FOR FIRST RESPONDER ENTRY.
2. REFER TO ARCHITECTURAL DOOR SCHEDULE AND DIVISION 8 SPECS FOR KNOX BOX AND KEY INFORMATION FOR FIRST RESPONDER ENRY.
3. THE SECURITY CONTRACTOR SHALL COORDINATE WITH THE DISTRICT AND PROGRAM THE VMS TO MASK ANY PRIVATE WINDOWS THAT CAN BE VIEWED BY THE CAMERA.
4. PROVIDE (3) 3"C ABOVE CEILING SPACE FROM MDF ROOM TO CORRIDOR ACCESSIBLE CEILING SPACE

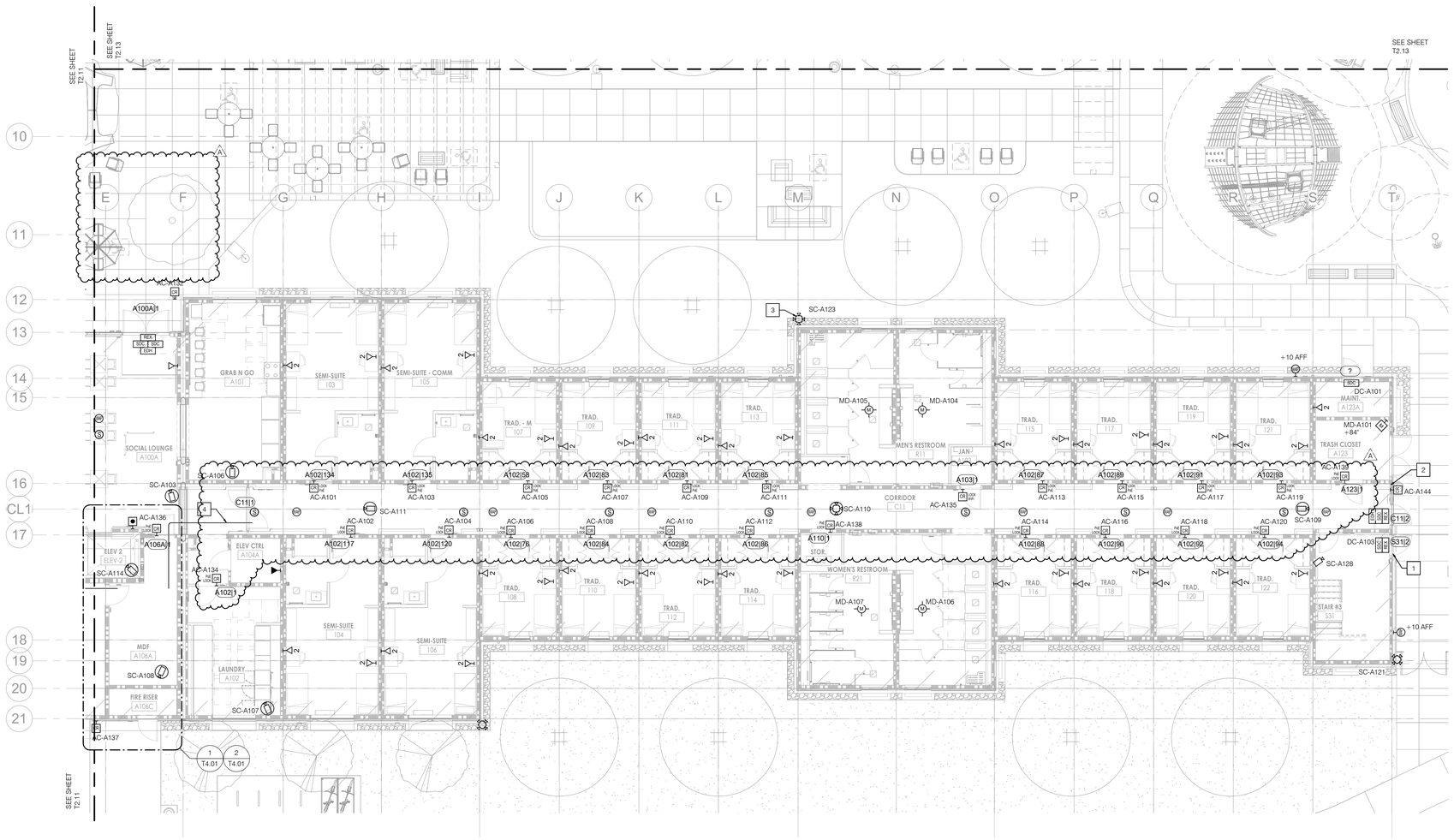

KEY PLAN

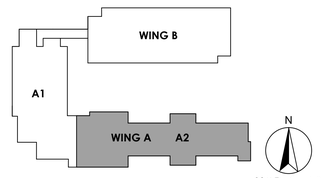

DSA STAMP

hpi architecture
www.hpiarchitecture.com
115 22nd street
Newport Beach, CA
92663
o: 949.675.6442

SEAL

LICENSED ARCHITECT
AMMAR NAJI SARSAM
C-30902
12/31/2025
RENEWAL DATE
STATE OF CALIFORNIA

A# 03-123205 INC: 02

CONSULTANTS

P2S ENG
Long Beach // Irvine // Los Angeles
San Diego // San Jose // Seattle
p2sinc.com

REGISTERED PROFESSIONAL ENGINEER
No. E32223
Bryant Izaga
ELECTRICAL
STATE OF CALIFORNIA

PROJECT TITLE
COMPTON COLLEGE STUDENT HOUSING
INCREMENT 2 OF 2 - BUILDING & ASSOCIATED SITE WORK
1111 E. ARTESIA BLVD, COMPTON, CA 90221

Compton College

ISSUED

#	DATE	DESCRIPTION
A.	03/01/2024	REVISION A

PROJECT IDENTIFICATION

THE DRAWINGS IN THE SHEET INDEX WERE ORIGINALLY CREATED IN AUTODESK REVIT V. 2018 UNLESS OTHERWISE NOTED.

THE ORIGINAL SIZE OF THIS SHEET IS 30" X 42".

THESE DRAWINGS AND SPECIFICATIONS ARE THE PROPERTY AND COPYRIGHT OF THE ARCHITECT AND SHALL NOT BE USED ON ANY OTHER PROJECT OR LOCATIONS EXCEPT AS DESCRIBED ON THE DRAWINGS, WITHOUT WRITTEN AGREEMENT WITH THE ARCHITECT.

© HPI ARCHITECTURE 2022

SHEET TITLE
WING A - PARTIAL FLOOR PLAN - LEVEL 1 - A2

SHEET NUMBER
T2.12

CONSTRUCTION DOCUMENTS

12/22/2023 8:34:53 AM Autodesk Docs://Compton College Student Housing/Compton College Student Housing_AVITS.rvt

GENERAL NOTES

1. CONTRACTOR TO PROVIDE CONDUIT PATHWAYS AND PULL BOXES FROM THE LOW VOLTAGE DEVICES TO TR ROOM MDF-B150C. CONTRACTOR TO INSTALL PULL BOXES IN ACCESSIBLE AREAS. CONTRACTOR TO PROVIDE CONDUITS AT A MAXIMUM 40% FILL RATIO.
2. CONTRACTOR TO INSTALL J-HOOKS PATHWAYS IN ACCESSIBLE CEILING TILE SPACES.

NOTES

1. EXIT ONLY DOOR. REFER TO ARCHITECTURAL DOOR SCHEDULE AND DIVISION 8 SPECS FOR KNOX BOX AND KEY INFORMATION FOR FIRST RESPONDER ENTRY.
2. REFER TO ARCHITECTURAL DOOR SCHEDULE AND DIVISION 8 SPECS FOR KNOX BOX AND KEY INFORMATION FOR FIRST RESPONDER ENTRY.
3. MOUNT CARD READER ONTO DOOR ACTUATOR BOLLARD. REFER TO ARCHITECTURAL DOOR SCHEDULE AND DIVISION 8 SPECS FOR BOLLARD, DOOR ACTUATOR, AND AUTOMATIC DOOR OPENER INFORMATION.
4. THE SECURITY CONTRACTOR SHALL COORDINATE WITH THE DISTRICT AND PROGRAM THE VMS TO MASK ANY PRIVATE WINDOWS THAT CAN BE VIEWED BY THE CAMERA.
5. PROVIDE (3) 3"C ABOVE CEILING SPACE FROM MDF ROOM TO CORRIDOR ACCESSIBLE CEILING SPACE.

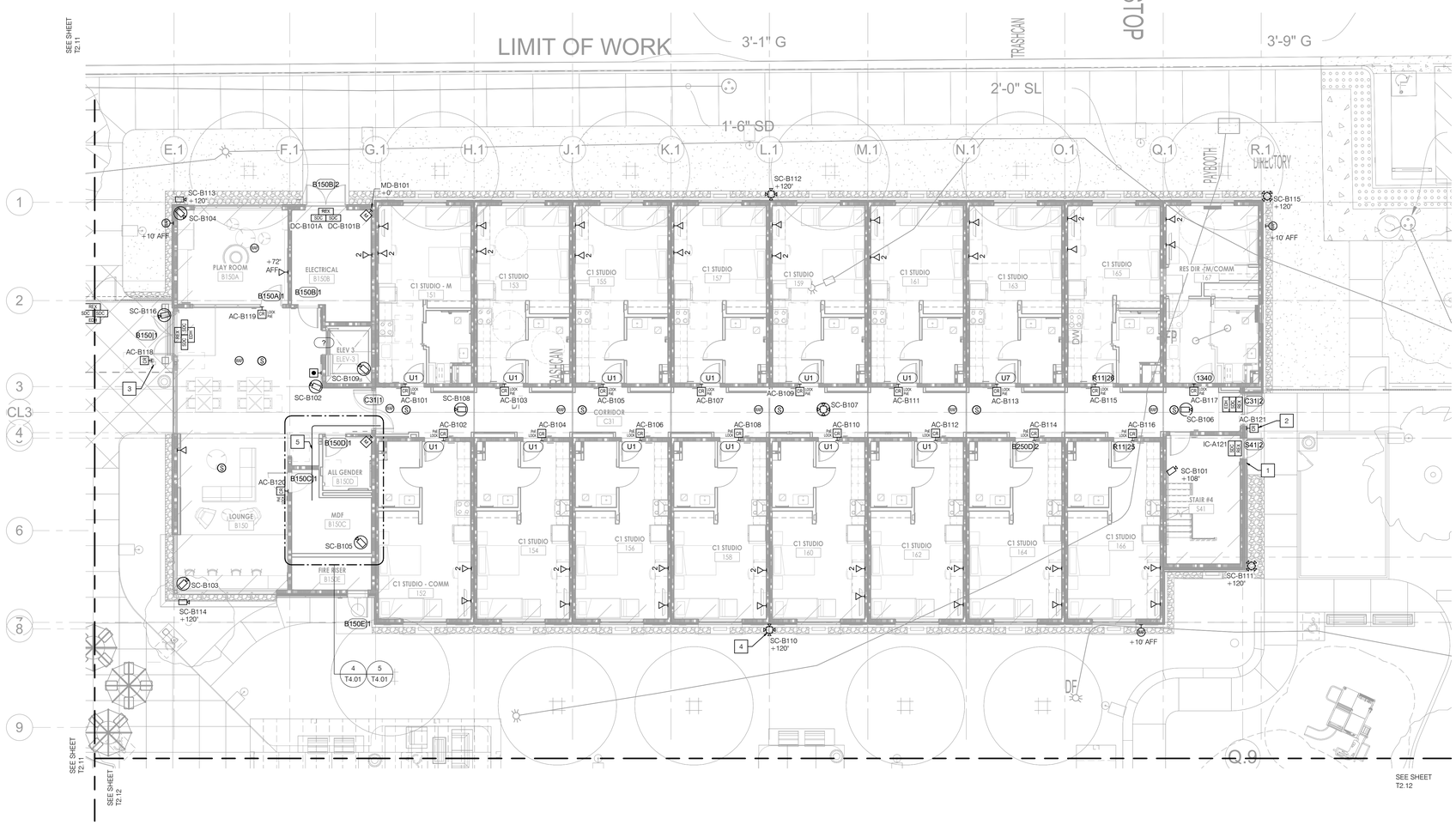

KEY PLAN

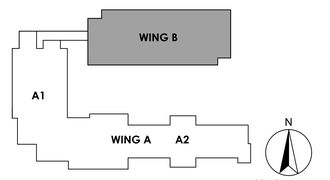

DSA STAMP

IDENTIFICATION STAMP
DIV. OF THE STATE ARCHITECT
APP: 03-123205 INC: 02
REVIEWED FOR
SS ☑ FLS ☑ ACS ☑
DATE: 02/01/2024

hpi architecture
www.hpiarchitecture.com
115 22nd street
Newport Beach, CA
92663
o: 949.675.6442

SEAL

LICENSED ARCHITECT
AMMAR NAJI SARSAM
C-30902
12/31/2025
RENEWAL DATE
STATE OF CALIFORNIA

CONSULTANTS

P2S ENG
Long Beach // Irvine // Los Angeles
San Diego // San Jose // Seattle
p2sinc.com

ELECTRICAL PROFESSIONAL ENGINEER
No. E32229
Bryant Szabo
ELECTRICAL
STATE OF CALIFORNIA

PROJECT TITLE
COMPTON COLLEGE STUDENT HOUSING
INCREMENT 2 OF 2 - BUILDING & ASSOCIATED SITE WORK
1111 E. ARTESIA BLVD, COMPTON, CA 90221

Compton College

ISSUED

#	DATE	DESCRIPTION
	10/19/2023	DSA BACKCHECK SUBMITTAL

PROJECT IDENTIFICATION

THE DRAWINGS IN THE SHEET INDEX WERE ORIGINALLY CREATED IN AUTODESK REVIT V. 2018 UNLESS OTHERWISE NOTED.

THE ORIGINAL SIZE OF THIS SHEET IS 30" X 42".

THESE DRAWINGS AND SPECIFICATIONS ARE THE PROPERTY AND COPYRIGHT OF THE ARCHITECT AND SHALL NOT BE USED ON ANY OTHER PROJECT OR LOCATIONS EXCEPT AS DESCRIBED ON THE DRAWINGS, WITHOUT WRITTEN AGREEMENT WITH THE ARCHITECT.

© HPI ARCHITECTURE 2022

SHEET TITLE
WING B - PARTIAL FLOOR PLAN - LEVEL 1 - B

SHEET NUMBER
T2.13

CONSTRUCTION DOCUMENTS

3/19/2024 2:57:37 PM Autodesk Docs://Compton College Student Housing/Compton College Student Housing_AVITS.rvt

GENERAL NOTES

1. PER SECTION 11B-224.7.2 AND 11B-233.3.1.2, 11B-233.3.1.2.1 - ALL UNITS ARE REQUIRED TO BE ADAPTABLE. THE NUMBER OF DWELLINGS UNITS WITH ADAPTABLE FEATURES SHALL BE REDUCED BY THE NUMBER OF UNITS WITH MOBILITY FEATURES. THIS MEANS, ALL UNITS THAT ARE NOT MOBILITY UNITS SHALL BE ADAPTABLE AT A MINIMUM, COMPLYING WITH SECTIONS 11B-809.6 THROUGH 11B-809.12.

   IN ADDITION, ALL UNITS ARE COVERED BY FAIR HOUSING ACT AND THE FAIR HOUSING ACT DESIGN MANUAL WHICH IS THE SAFE HARBOR FOR THIS PROJECT.

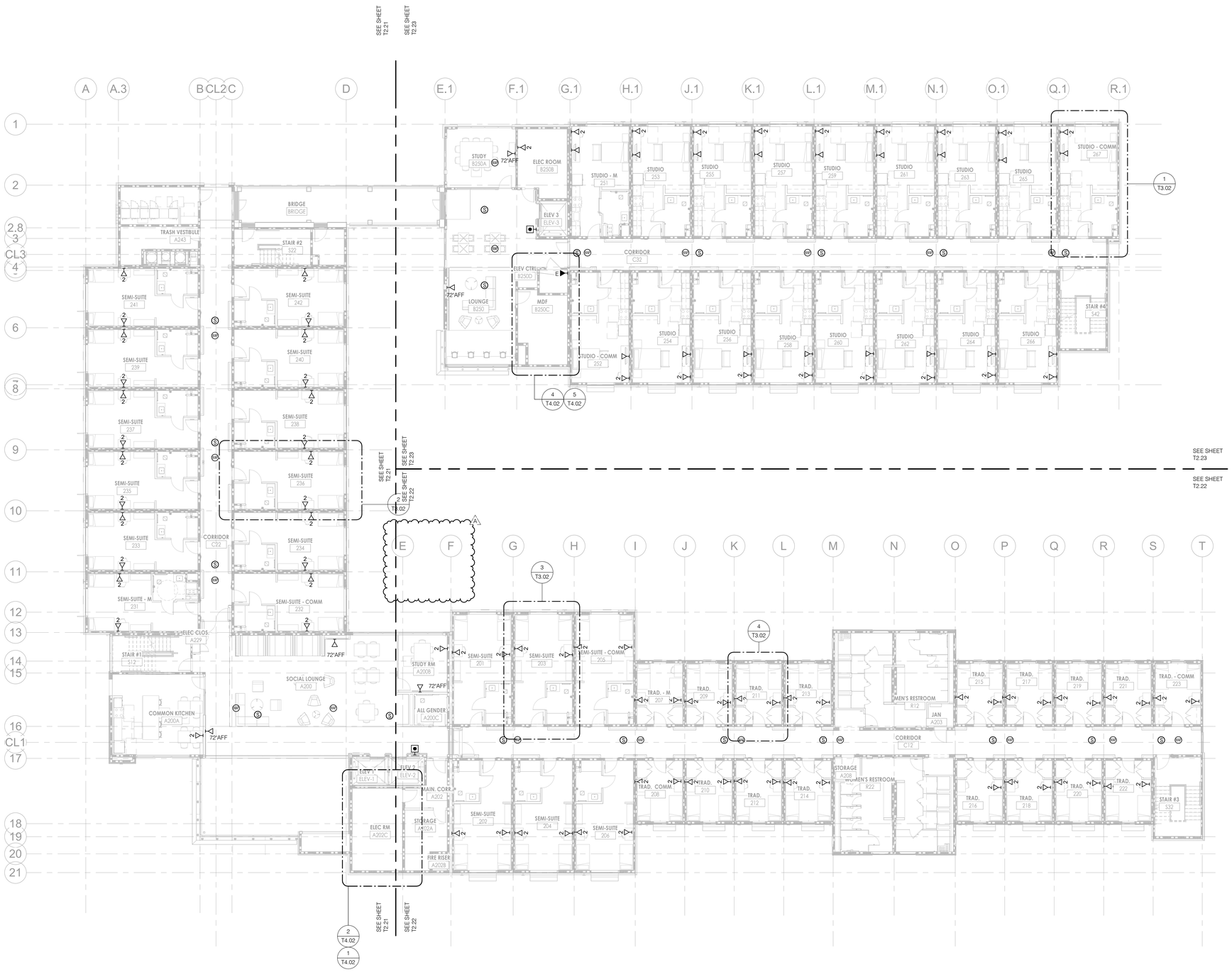

KEY PLAN

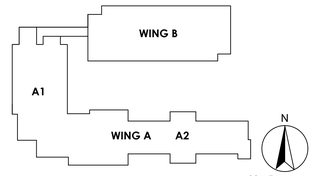

DSA STAMP

HPI architecture
www.hpiarchitecture.com
115 22nd street
Newport Beach, CA
92663
o: 949.675.6442

SEAL

LICENSED ARCHITECT
AMMAR NAJI SARSAM
C-30902
12/31/2025
RENEWAL DATE
STATE OF CALIFORNIA

A# 03-123205 INC: 02

CONSULTANTS

P2S ENG
Long Beach // Irvine // Los Angeles
San Diego // San Jose // Seattle
p2sinc.com

REGISTERED PROFESSIONAL ENGINEER
No. E32223
Bryant Izaga
ELECTRICAL
STATE OF CALIFORNIA

PROJECT TITLE
COMPTON COLLEGE
STUDENT HOUSING
INCREMENT 2 OF 2 - BUILDING & ASSOCIATED SITE WORK
1111 E. ARTESIA BLVD, COMPTON, CA 90221

Compton College

ISSUED		
#	DATE	DESCRIPTION
A	03/01/2024	REVISION A

PROJECT IDENTIFICATION

THE DRAWINGS IN THE SHEET INDEX WERE ORIGINALLY CREATED IN AUTODESK REVIT V. 2018 UNLESS OTHERWISE NOTED.

THE ORIGINAL SIZE OF THIS SHEET IS 30" X 42".

THESE DRAWINGS AND SPECIFICATIONS ARE THE PROPERTY AND COPYRIGHT OF THE ARCHITECT AND SHALL NOT BE USED ON ANY OTHER PROJECT OR LOCATIONS EXCEPT AS DESCRIBED ON THE DRAWINGS, WITHOUT WRITTEN AGREEMENT WITH THE ARCHITECT.

© HPI ARCHITECTURE 2022

SHEET TITLE
SECOND FLOOR PLAN - OVERALL

SHEET NUMBER
T2.20

CONSTRUCTION DOCUMENTS

12/22/2023 8:35:01 AM Autodesk Docs://Compton College Student Housing/Compton College Student Housing_AVITS.rvt

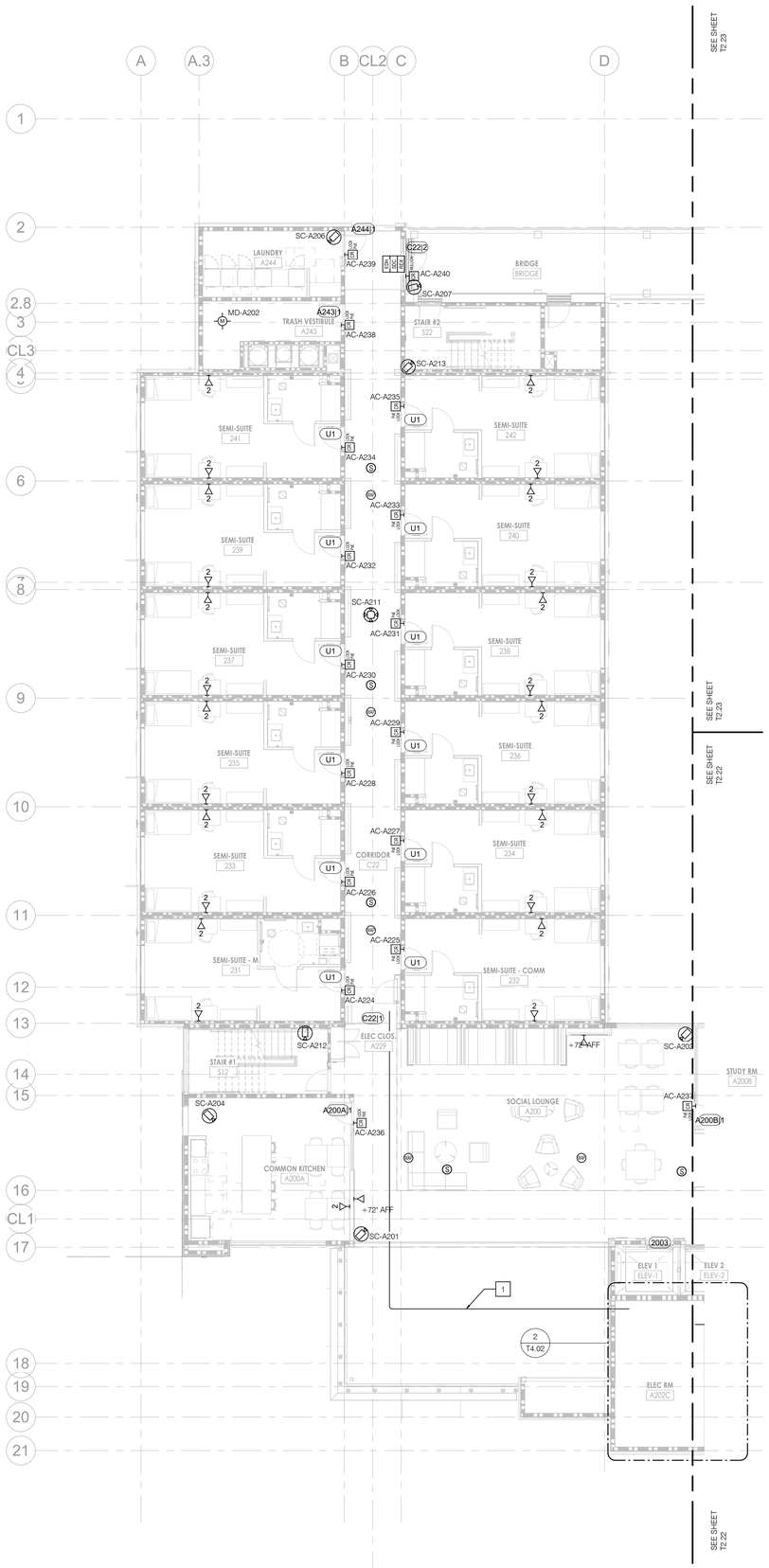

GENERAL NOTES

1. CONTRACTOR TO PROVIDE CONDUIT PATHWAYS AND PULL BOXES FROM THE LOW VOLTAGE DEVICES TO ELEC ROOM A202C. CONTRACTOR TO INSTALL PULL BOXES IN ACCESSIBLE AREAS. CONTRACTOR TO PROVIDE CONDUITS AT A MAXIMUM 40% FILL RATIO.
2. CONTRACTOR TO INSTALL J-HOOKS PATHWAYS IN ACCESSIBLE CEILING TILE SPACES.

NOTES

1 PROVIDE (3) 3"C ABOVE CEILING SPACE FROM ELECTRICAL ROOM TO CORRIDOR ACCESSIBLE CEILING SPACE.

KEY PLAN

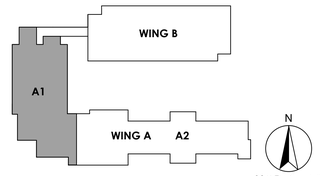

DSA STAMP

IDENTIFICATION STAMP
DIV. OF THE STATE ARCHITECT
APP: 03-123205 INC: 02
REVIEWED FOR
SS ☑ FLS ☑ ACS ☑
DATE: 02/01/2024

architecture
www.hpiarchitecture.com
115 22nd street
Newport Beach, CA
92663
o: 949.675.6442

SEAL

LICENSED ARCHITECT
AMMAR NAJI SARSAM
C-30902
12/31/2025
RENEWAL DATE
STATE OF CALIFORNIA

CONSULTANTS

P2S ENG
Long Beach // Irvine // Los Angeles
San Diego // San Jose // Seattle
p2sinc.com

REGISTERED PROFESSIONAL ENGINEER
No. E32223
Bryant Szeto
ELECTRICAL
STATE OF CALIFORNIA

PROJECT TITLE
COMPTON COLLEGE
STUDENT HOUSING
INCREMENT 2 OF 2 - BUILDING & ASSOCIATED SITE WORK
1111 E. ARTESIA BLVD, COMPTON, CA 90221

Compton College

ISSUED

#	DATE	DESCRIPTION
	10/19/2023	DSA BACKCHECK SUBMITTAL

PROJECT IDENTIFICATION

THE DRAWINGS IN THE SHEET INDEX WERE ORIGINALLY CREATED IN AUTODESK REVIT V. 2018 UNLESS OTHERWISE NOTED.

THE ORIGINAL SIZE OF THIS SHEET IS 30" X 42".

THESE DRAWINGS AND SPECIFICATIONS ARE THE PROPERTY AND COPYRIGHT OF THE ARCHITECT AND SHALL NOT BE USED ON ANY OTHER PROJECT OR LOCATIONS EXCEPT AS DESCRIBED ON THE DRAWINGS, WITHOUT WRITTEN AGREEMENT WITH THE ARCHITECT.

© HPI ARCHITECTURE 2022

SHEET TITLE
WING A - PARTIAL FLOOR PLAN - LEVEL 2 - A1

SHEET NUMBER
T2.21

CONSTRUCTION DOCUMENTS

3/19/2024 2:57:40 PM Autodesk Docs://Compton College Student Housing/Compton College Student Housing_AVITS.rvt

GENERAL NOTES

1. CONTRACTOR TO PROVIDE CONDUIT PATHWAYS AND PULL BOXES FROM THE LOW VOLTAGE DEVICES TO ELEC ROOM A202C. CONTRACTOR TO INSTALL PULL BOXES IN ACCESSIBLE AREAS. CONTRACTOR TO PROVIDE CONDUITS AT A MAXIMUM 40% FILL RATIO.
2. CONTRACTOR TO INSTALL J-HOOKS PATHWAYS IN ACCESSIBLE CEILING TILE SPACES.
3. PER SECTION 11B-224.7.2 AND 11B-233.3.1.2, 11B-233.3.1.2.1 - ALL UNITS ARE REQUIRED TO BE ADAPTABLE. THE NUMBER OF DWELLINGS UNITS WITH ADAPTABLE FEATURES SHALL BE REDUCED BY THE NUMBER OF UNITS WITH MOBILITY FEATURES. THIS MEANS, ALL UNITS THAT ARE NOT MOBILITY UNITS SHALL BE ADAPTABLE AT A MINIMUM, COMPLYING WITH SECTIONS 11B-809.6 THROUGH 11B-809.12.

   IN ADDITION, ALL UNITS ARE COVERED BY FAIR HOUSING ACT AND THE FAIR HOUSING ACT DESIGN MANUAL WHICH IS THE SAFE HARBOR FOR THIS PROJECT.

NOTES

1 PROVIDE (3) 3"C ABOVE CEILING SPACE FROM ELECTRICAL ROOM TO CORRIDOR ACCESSIBLE CEILING SPACE.

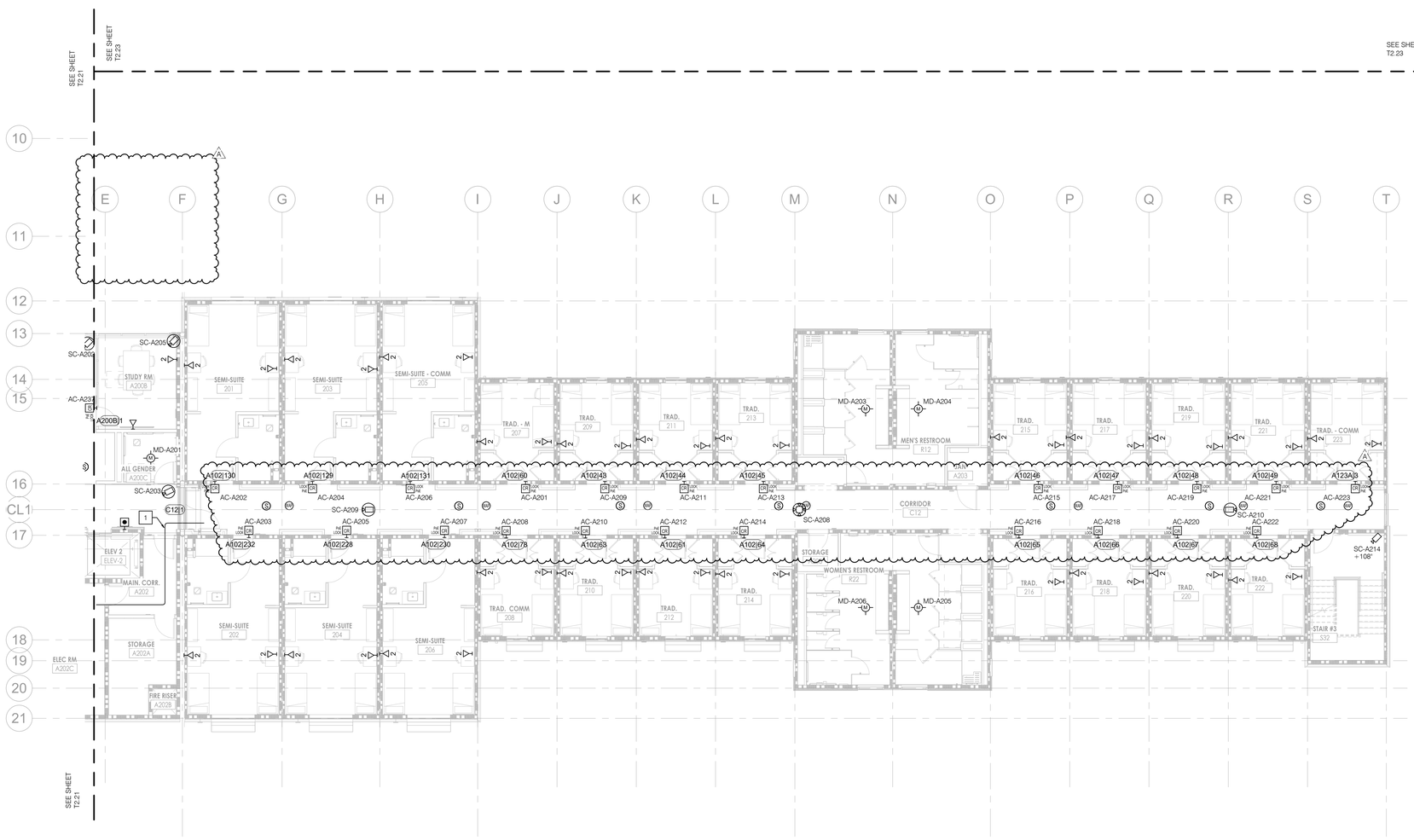

KEY PLAN

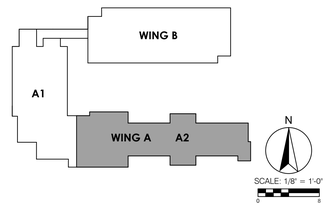

DSA STAMP

HPI architecture
www.hpiarchitecture.com
115 22nd street
Newport Beach, CA
92663
o: 949.675.6442

SEAL

LICENSED ARCHITECT AMMAR NAJI SARSAM C-30902 12/31/2025 RENEWAL DATE STATE OF CALIFORNIA

A# 03-123205 INC: 02

CONSULTANTS

P2S ENG
Long Beach // Irvine // Los Angeles
San Diego // San Jose // Seattle
p2sinc.com

ARCHITECTURAL PROFESSIONAL ENGINEER No. E32224 Bryant Scott Hall REGISTERED STATE OF CALIFORNIA

PROJECT TITLE
COMPTON COLLEGE STUDENT HOUSING
INCREMENT 2 OF 2 - BUILDING & ASSOCIATED SITE WORK
1111 E. ARTESIA BLVD, COMPTON, CA 90221

Compton College

ISSUED		
#	DATE	DESCRIPTION
A	03/01/2024	REVISION A

PROJECT IDENTIFICATION
THE DRAWINGS IN THE SHEET INDEX WERE ORIGINALLY CREATED IN AUTODESK REVIT V. 2018 UNLESS OTHERWISE NOTED.

THE ORIGINAL SIZE OF THIS SHEET IS 30" X 42".

THESE DRAWINGS AND SPECIFICATIONS ARE THE PROPERTY AND COPYRIGHT OF THE ARCHITECT AND SHALL NOT BE USED ON ANY OTHER PROJECT OR LOCATIONS EXCEPT AS DESCRIBED ON THE DRAWINGS, WITHOUT WRITTEN AGREEMENT WITH THE ARCHITECT.

© HPI ARCHITECTURE 2022

SHEET TITLE
WING A - PARTIAL FLOOR PLAN - LEVEL 2 - A2

SHEET NUMBER
T2.22

CONSTRUCTION DOCUMENTS

12/22/2023 8:35:07 AM Autodesk Docs://Compton College Student Housing/Compton College Student Housing_AVITS.rvt

GENERAL NOTES

1. CONTRACTOR TO PROVIDE CONDUIT PATHWAYS AND PULL BOXES FROM THE LOW VOLTAGE DEVICES TO MDFROOM B250C. CONTRACTOR TO INSTALL PULL BOXES IN ACCESSIBLE AREAS. CONTRACTOR TO PROVIDE CONDUITS AT A MAXIMUM 40% FILL RATIO.
2. CONTRACTOR TO INSTALL J-HOOKS PATHWAYS IN ACCESSIBLE CEILING TILE SPACES.

NOTES

1 PROVIDE (3) 3"C ABOVE CEILING SPACE FROM MDF ROOM TO CORRIDOR ACCESSIBLE CEILING SPACE.

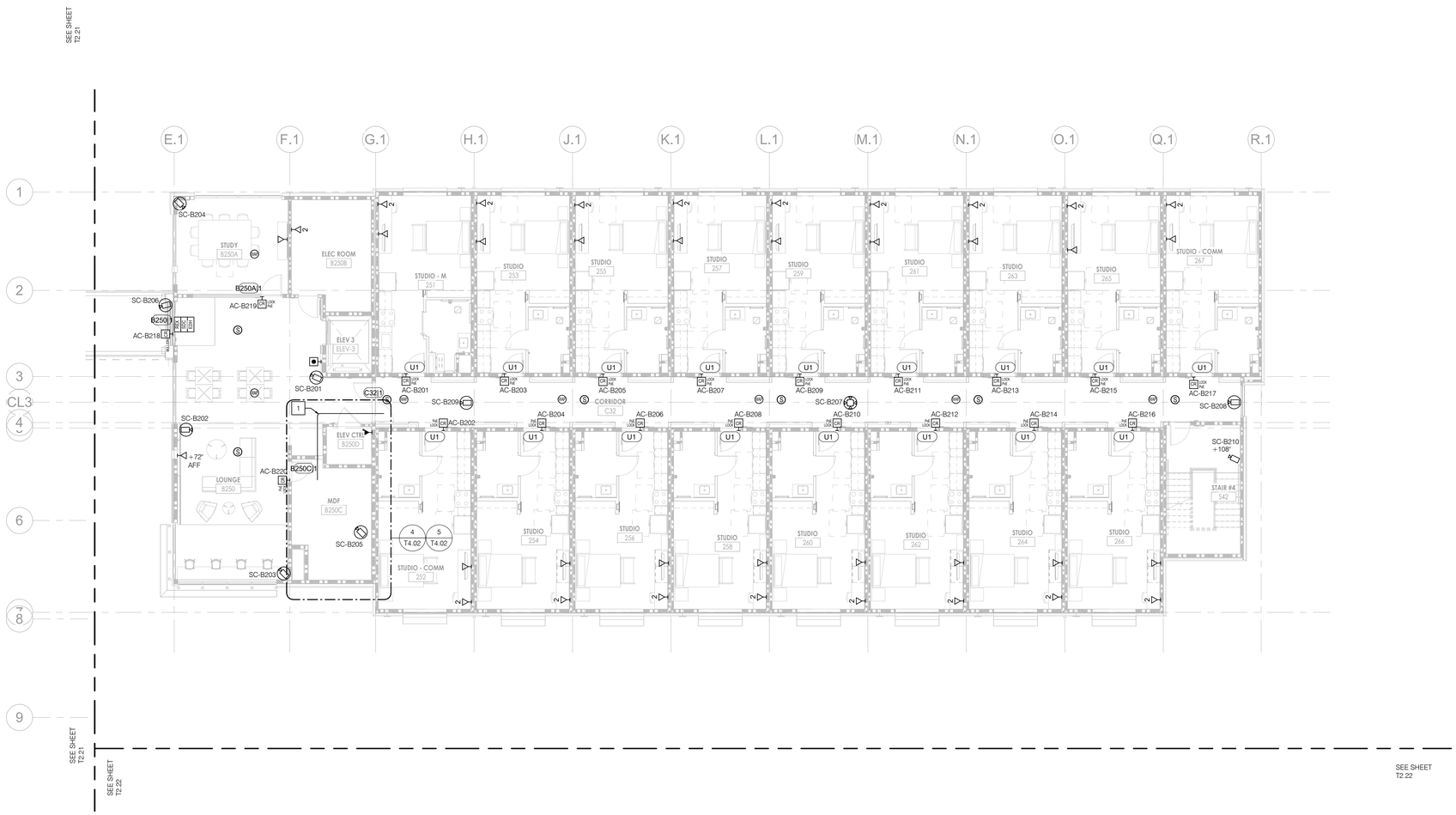

KEY PLAN

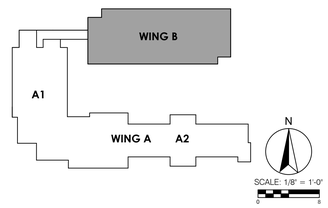

DSA STAMP

IDENTIFICATION STAMP
DIV. OF THE STATE ARCHITECT
APP: 03-123205 INC: 02
REVIEWED FOR
SS ☑ FLS ☑ ACS ☑
DATE: 02/01/2024

architecture
www.hpiarchitecture.com
115 22nd street
Newport Beach, CA
92663
o: 949.675.6442

SEAL

LICENSED ARCHITECT
AMMAR NAJI SARSAM
C-30902
12/31/2025
RENEWAL DATE
STATE OF CALIFORNIA

CONSULTANTS

P2S ENG
Long Beach // Irvine // Los Angeles
San Diego // San Jose // Seattle
p2sinc.com

ELECTRONIC PROFESSIONAL ENGINEER SEAL
No. E32229
Bryant Szabo
ELECTRICAL
STATE OF CALIFORNIA

PROJECT TITLE
COMPTON COLLEGE STUDENT HOUSING
INCREMENT 2 OF 2 - BUILDING & ASSOCIATED SITE WORK
1111 E. ARTESIA BLVD, COMPTON, CA 90221

Compton College

ISSUED

#	DATE	DESCRIPTION
	10/19/2023	DSA BACKCHECK SUBMITTAL

PROJECT IDENTIFICATION
THE DRAWINGS IN THE SHEET INDEX WERE ORIGINALLY CREATED IN AUTODESK REVIT V. 2018 UNLESS OTHERWISE NOTED.

THE ORIGINAL SIZE OF THIS SHEET IS 30" X 42".

THESE DRAWINGS AND SPECIFICATIONS ARE THE PROPERTY AND COPYRIGHT OF THE ARCHITECT AND SHALL NOT BE USED ON ANY OTHER PROJECT OR LOCATIONS EXCEPT AS DESCRIBED ON THE DRAWINGS, WITHOUT WRITTEN AGREEMENT WITH THE ARCHITECT.

© HPI ARCHITECTURE 2022

SHEET TITLE
WING B - PARTIAL FLOOR PLAN - LEVEL 2 - B

SHEET NUMBER
T2.23

CONSTRUCTION DOCUMENTS

3/19/2024 2:57:44 PM Autodesk Docs://Compton College Student Housing/Compton College Student Housing_AVITS.rvt

GENERAL NOTES

1. PER SECTION 11B-224.7.2 AND 11B-233.3.1.2, 11B-233.3.1.2.1 - ALL UNITS ARE REQUIRED TO BE ADAPTABLE. THE NUMBER OF DWELLINGS UNITS WITH ADAPTABLE FEATURES SHALL BE REDUCED BY THE NUMBER OF UNITS WITH MOBILITY FEATURES. THIS MEANS, ALL UNITS THAT ARE NOT MOBILITY UNITS SHALL BE ADAPTABLE AT A MINIMUM, COMPLYING WITH SECTIONS 11B-809.6 THROUGH 11B-809.12.

   IN ADDITION, ALL UNITS ARE COVERED BY FAIR HOUSING ACT AND THE FAIR HOUSING ACT DESIGN MANUAL WHICH IS THE SAFE HARBOR FOR THIS PROJECT.

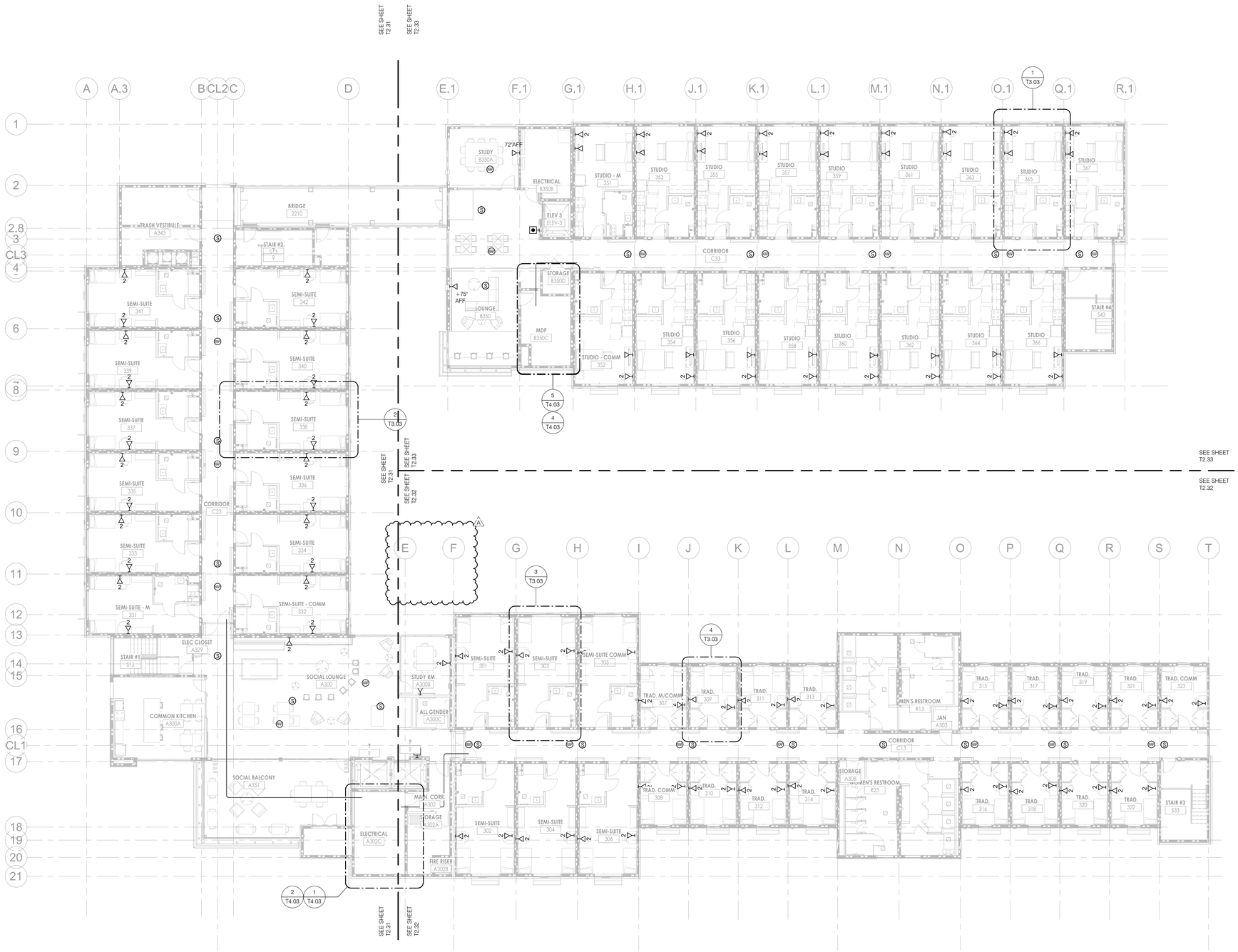

KEY PLAN

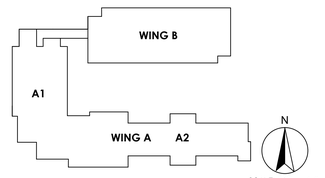

DSA STAMP

hpi architecture
www.hpiarchitecture.com
115 22nd street
Newport Beach, CA
92663
o: 949.675.6442

SEAL

LICENSED ARCHITECT
AMMAR NAJI SARSAM
C-30902
12/31/2025
RENEWAL DATE
STATE OF CALIFORNIA

A# 03-123205 INC: 02

CONSULTANTS

P2S ENG
Long Beach // Irvine // Los Angeles
San Diego // San Jose // Seattle
p2sinc.com

REGISTERED PROFESSIONAL ENGINEER
No. E32222
Bryant Izaga
ELECTRICAL
STATE OF CALIFORNIA

PROJECT TITLE
COMPTON COLLEGE
STUDENT HOUSING
INCREMENT 2 OF 2 - BUILDING & ASSOCIATED SITE WORK
1111 E. ARTESIA BLVD, COMPTON, CA 90221

Compton College

ISSUED

#	DATE	DESCRIPTION
A.	03/01/2024	REVISION A

PROJECT IDENTIFICATION

THE DRAWINGS IN THE SHEET INDEX WERE ORIGINALLY CREATED IN AUTODESK REVIT V. 2018 UNLESS OTHERWISE NOTED.

THE ORIGINAL SIZE OF THIS SHEET IS 30" X 42".

THESE DRAWINGS AND SPECIFICATIONS ARE THE PROPERTY AND COPYRIGHT OF THE ARCHITECT AND SHALL NOT BE USED ON ANY OTHER PROJECT OR LOCATIONS EXCEPT AS DESCRIBED ON THE DRAWINGS, WITHOUT WRITTEN AGREEMENT WITH THE ARCHITECT.

© HPI ARCHITECTURE 2022

SHEET TITLE
THIRD FLOOR PLAN - OVERALL

SHEET NUMBER
T2.30

CONSTRUCTION DOCUMENTS

12/22/2023 8:35:16 AM Autodesk Docs://Compton College Student Housing/Compton College Student Housing_AVITS.rvt

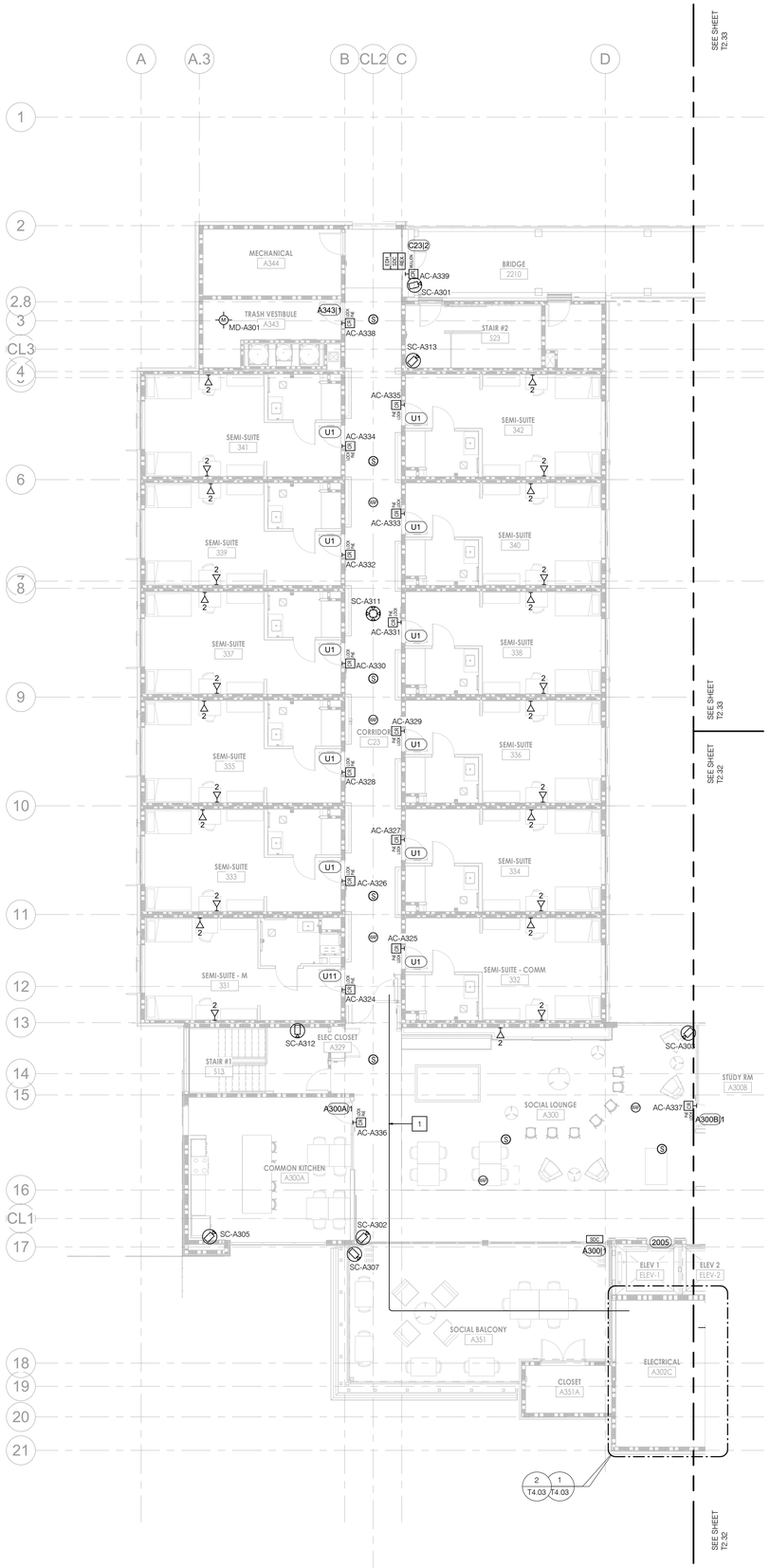

GENERAL NOTES

1. CONTRACTOR TO PROVIDE CONDUIT PATHWAYS AND PULL BOXES FROM THE LOW VOLTAGE DEVICES TO ELEC ROOM A300C. CONTRACTOR TO INSTALL PULL BOXES IN ACCESSIBLE AREAS. CONTRACTOR TO PROVIDE CONDUITS AT A MAXIMUM 40% FILL RATIO.
2. CONTRACTOR TO INSTALL J-HOOKS PATHWAYS IN ACCESSIBLE CEILING TILE SPACES.

NOTES

1 PROVIDE (3) 3"C ABOVE CEILING SPACE FROM ELECTRICAL ROOM TO CORRIDOR ACCESSIBLE CEILING SPACE.

KEY PLAN

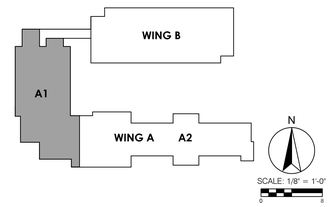

DSA STAMP

IDENTIFICATION STAMP
DIV. OF THE STATE ARCHITECT
APP: 03-123205 INC: 02
REVIEWED FOR
SS ☑ FLS ☑ ACS ☑
DATE: 02/01/2024

architecture
www.hpiarchitecture.com
115 22nd street
Newport Beach, CA
92663
o: 949.675.6442

SEAL

LICENSED ARCHITECT
AMMAR NAJI SARSAM
C-30902
12/31/2025
RENEWAL DATE
STATE OF CALIFORNIA

CONSULTANTS

P2S ENG
Long Beach // Irvine // Los Angeles
San Diego // San Jose // Seattle
p2sinc.com

REGISTERED PROFESSIONAL ENGINEER
No. E32223
Bryant Izaga
ELECTRICAL
STATE OF CALIFORNIA

PROJECT TITLE
COMPTON COLLEGE STUDENT HOUSING
INCREMENT 2 OF 2 - BUILDING & ASSOCIATED SITE WORK
1111 E. ARTESIA BLVD, COMPTON, CA 90221

Compton College

ISSUED		
#	DATE	DESCRIPTION
	10/19/2023	DSA BACKCHECK SUBMITTAL

PROJECT IDENTIFICATION

THE DRAWINGS IN THE SHEET INDEX WERE ORIGINALLY CREATED IN AUTODESK REVIT V. 2018 UNLESS OTHERWISE NOTED.

THE ORIGINAL SIZE OF THIS SHEET IS 30" X 42".

THESE DRAWINGS AND SPECIFICATIONS ARE THE PROPERTY AND COPYRIGHT OF THE ARCHITECT AND SHALL NOT BE USED ON ANY OTHER PROJECT OR LOCATIONS EXCEPT AS DESCRIBED ON THE DRAWINGS, WITHOUT WRITTEN AGREEMENT WITH THE ARCHITECT.

© HPI ARCHITECTURE 2022

SHEET TITLE
WING A - PARTIAL FLOOR PLAN - LEVEL 3 - A1

SHEET NUMBER
T2.31

CONSTRUCTION DOCUMENTS

3/19/2024 2:57:47 PM Autodesk Docs://Compton College Student Housing/Compton College Student Housing_AVITS.rvt

GENERAL NOTES

1. CONTRACTOR TO PROVIDE CONDUIT PATHWAYS AND PULL BOXES FROM THE LOW VOLTAGE DEVICES TO ELEC ROOM A302C. CONTRACTOR TO INSTALL PULL BOXES IN ACCESSIBLE AREAS. CONTRACTOR TO PROVIDE CONDUITS AT A MAXIMUM 40% FILL RATIO.
2. CONTRACTOR TO INSTALL J-HOOKS PATHWAYS IN ACCESSIBLE CEILING TILE SPACES.
3. PER SECTION 11B-224.7.2 AND 11B-233.3.1.2, 11B-233.3.1.2.1 - ALL UNITS ARE REQUIRED TO BE ADAPTABLE. THE NUMBER OF DWELLINGS UNITS WITH ADAPTABLE FEATURES SHALL BE REDUCED BY THE NUMBER OF UNITS WITH MOBILITY FEATURES. THIS MEANS, ALL UNITS THAT ARE NOT MOBILITY UNITS SHALL BE ADAPTABLE AT A MINIMUM, COMPLYING WITH SECTIONS 11B-809.6 THROUGH 11B-809.12.

   IN ADDITION, ALL UNITS ARE COVERED BY FAIR HOUSING ACT AND THE FAIR HOUSING ACT DESIGN MANUAL WHICH IS THE SAFE HARBOR FOR THIS PROJECT.

NOTES

1 PROVIDE (3) 3"C ABOVE CEILING SPACE FROM ELECTRICAL ROOM TO CORRIDOR ACCESSIBLE CEILING SPACE.

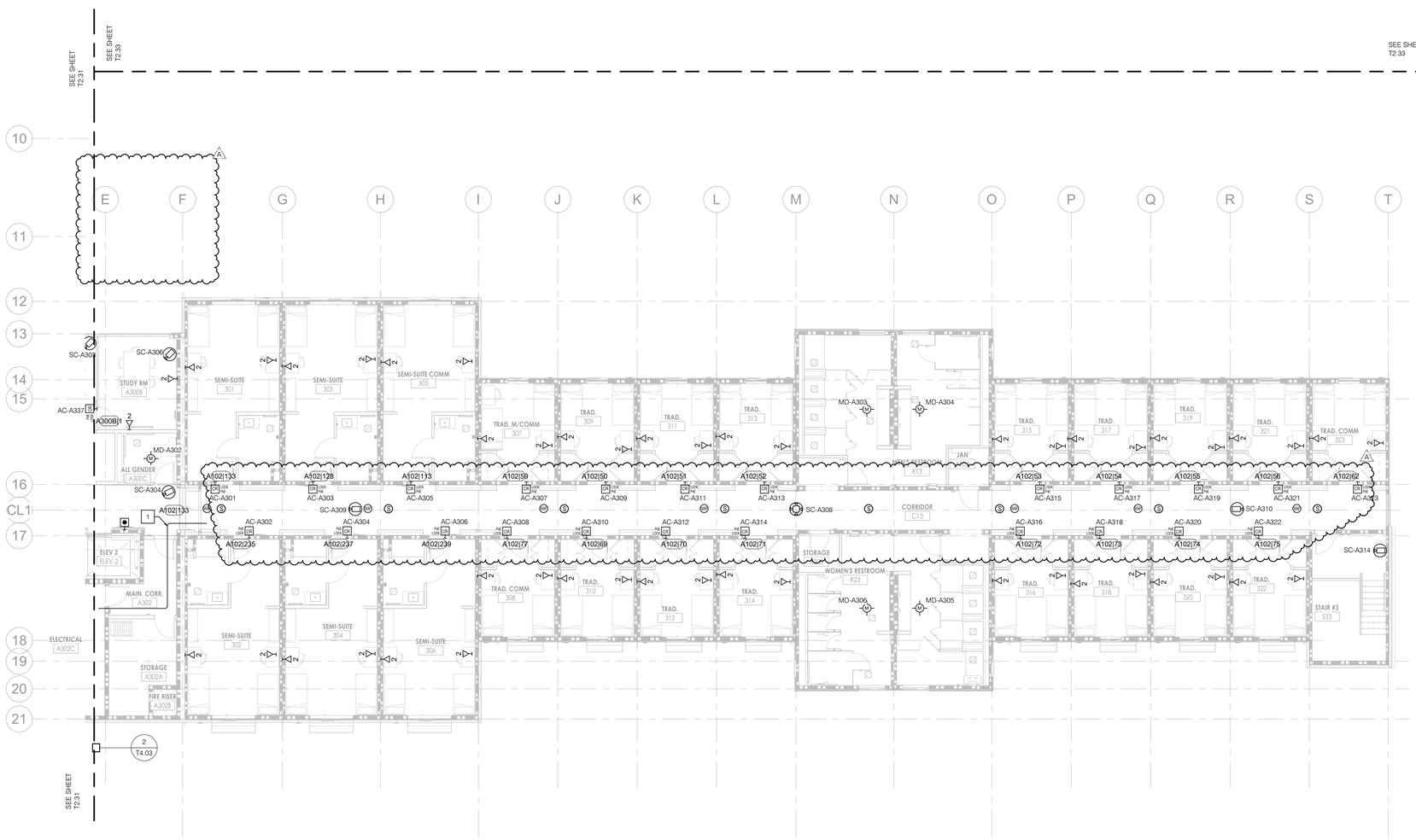

KEY PLAN

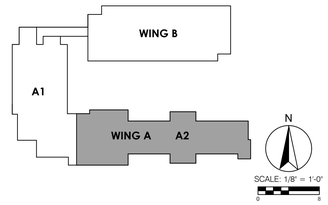

DSA STAMP

hpi architecture
www.hpiarchitecture.com
115 22nd street
Newport Beach, CA
92663
o: 949.675.6442

SEAL

LICENSED ARCHITECT
AMMAR NAJI SARSAM
C-30902
12/31/2025
RENEWAL DATE
STATE OF CALIFORNIA

A# 03-123205 INC: 02

CONSULTANTS

P2S ENG
Long Beach // Irvine // Los Angeles
San Diego // San Jose // Seattle
p2sinc.com

REGISTERED PROFESSIONAL ENGINEER
No. E32222
Bryant Szabo
ELECTRICAL
STATE OF CALIFORNIA

PROJECT TITLE
COMPTON COLLEGE STUDENT HOUSING
INCREMENT 2 OF 2 - BUILDING & ASSOCIATED SITE WORK
1111 E. ARTESIA BLVD, COMPTON, CA 90221

Compton College

ISSUED

#	DATE	DESCRIPTION
A	03/01/2024	REVISION A

PROJECT IDENTIFICATION

THE DRAWINGS IN THE SHEET INDEX WERE ORIGINALLY CREATED IN AUTODESK REVIT V. 2018 UNLESS OTHERWISE NOTED.

THE ORIGINAL SIZE OF THIS SHEET IS 30" X 42".

THESE DRAWINGS AND SPECIFICATIONS ARE THE PROPERTY AND COPYRIGHT OF THE ARCHITECT AND SHALL NOT BE USED ON ANY OTHER PROJECT OR LOCATIONS EXCEPT AS DESCRIBED ON THE DRAWINGS, WITHOUT WRITTEN AGREEMENT WITH THE ARCHITECT.

© HPI ARCHITECTURE 2022

SHEET TITLE
WING A - PARTIAL FLOOR PLAN - LEVEL 3 - A2

SHEET NUMBER
T2.32

CONSTRUCTION DOCUMENTS

12/22/2023 8:35:22 AM Autodesk Docs://Compton College Student Housing/Compton College Student Housing_AVITS.rvt

GENERAL NOTES

1. CONTRACTOR TO PROVIDE CONDUIT PATHWAYS AND PULL BOXES FROM THE LOW VOLTAGE DEVICES TO MDF ROOM B350C. CONTRACTOR TO INSTALL PULL BOXES IN ACCESSIBLE AREAS. CONTRACTOR TO PROVIDE CONDUITS AT A MAXIMUM 40% FILL RATIO.
2. CONTRACTOR TO INSTALL J-HOOKS PATHWAYS IN ACCESSIBLE CEILING TILE SPACES.

NOTES

1 PROVIDE (3) 3"C ABOVE CEILING SPACE FROM MDF ROOM TO CORRIDOR ACCESSIBLE CEILING SPACE.

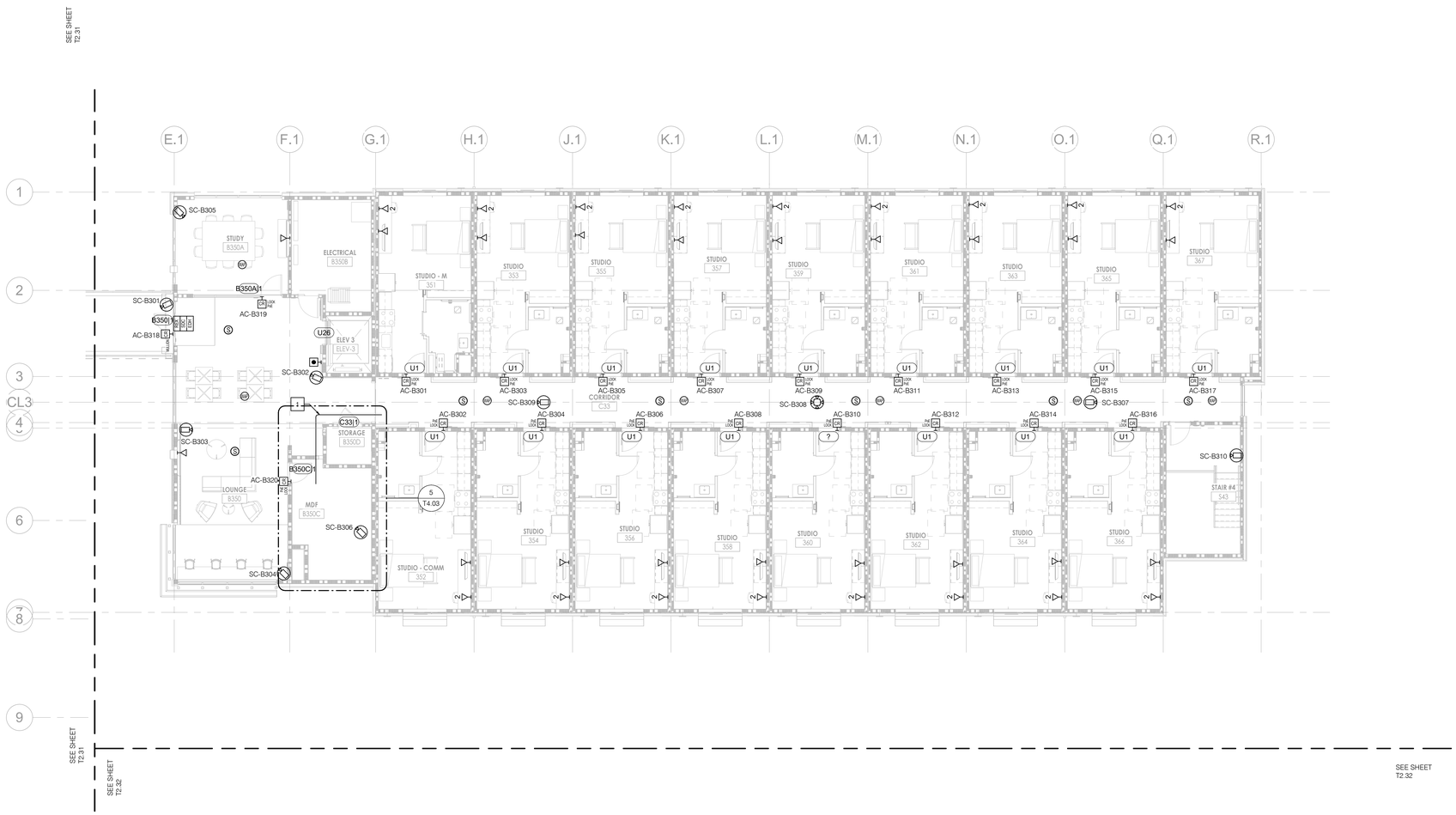

KEY PLAN

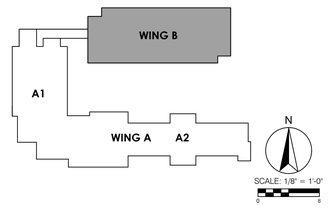

DSA STAMP

IDENTIFICATION STAMP
DIV. OF THE STATE ARCHITECT
APP: 03-123205 INC: 02
REVIEWED FOR
SS ☑ FLS ☑ ACS ☑
DATE: 02/01/2024

architecture
www.hpiarchitecture.com
115 22nd street
Newport Beach, CA
92663
o: 949.675.6442

SEAL

LICENSED ARCHITECT
AMMAR NAJI SARSAM
C-30902
12/31/2025
RENEWAL DATE
STATE OF CALIFORNIA

CONSULTANTS

P2S ENG
Long Beach // Irvine // Los Angeles
San Diego // San Jose // Seattle
p2sinc.com

REGISTERED PROFESSIONAL ENGINEER
No. E39229
Bryant Szeto
ELECTRICAL
STATE OF CALIFORNIA

PROJECT TITLE
COMPTON COLLEGE STUDENT HOUSING

INCREMENT 2 OF 2 - BUILDING & ASSOCIATED SITE WORK
1111 E. ARTESIA BLVD, COMPTON, CA 90221

Compton College

ISSUED

#	DATE	DESCRIPTION
	10/19/2023	DSA BACKCHECK SUBMITTAL

PROJECT IDENTIFICATION

THE DRAWINGS IN THE SHEET INDEX WERE ORIGINALLY CREATED IN AUTODESK REVIT V. 2018 UNLESS OTHERWISE NOTED.

THE ORIGINAL SIZE OF THIS SHEET IS 30" X 42".

THESE DRAWINGS AND SPECIFICATIONS ARE THE PROPERTY AND COPYRIGHT OF THE ARCHITECT AND SHALL NOT BE USED ON ANY OTHER PROJECT OR LOCATIONS EXCEPT AS DESCRIBED ON THE DRAWINGS, WITHOUT WRITTEN AGREEMENT WITH THE ARCHITECT.

© HPI ARCHITECTURE 2022

SHEET TITLE
WING B - PARTIAL FLOOR PLAN - LEVEL 3 - B

SHEET NUMBER
T2.33

CONSTRUCTION DOCUMENTS

3/19/2024 2:57:48 PM Autodesk Docs://Compton College Student Housing/Compton College Student Housing_AVITS.rvt

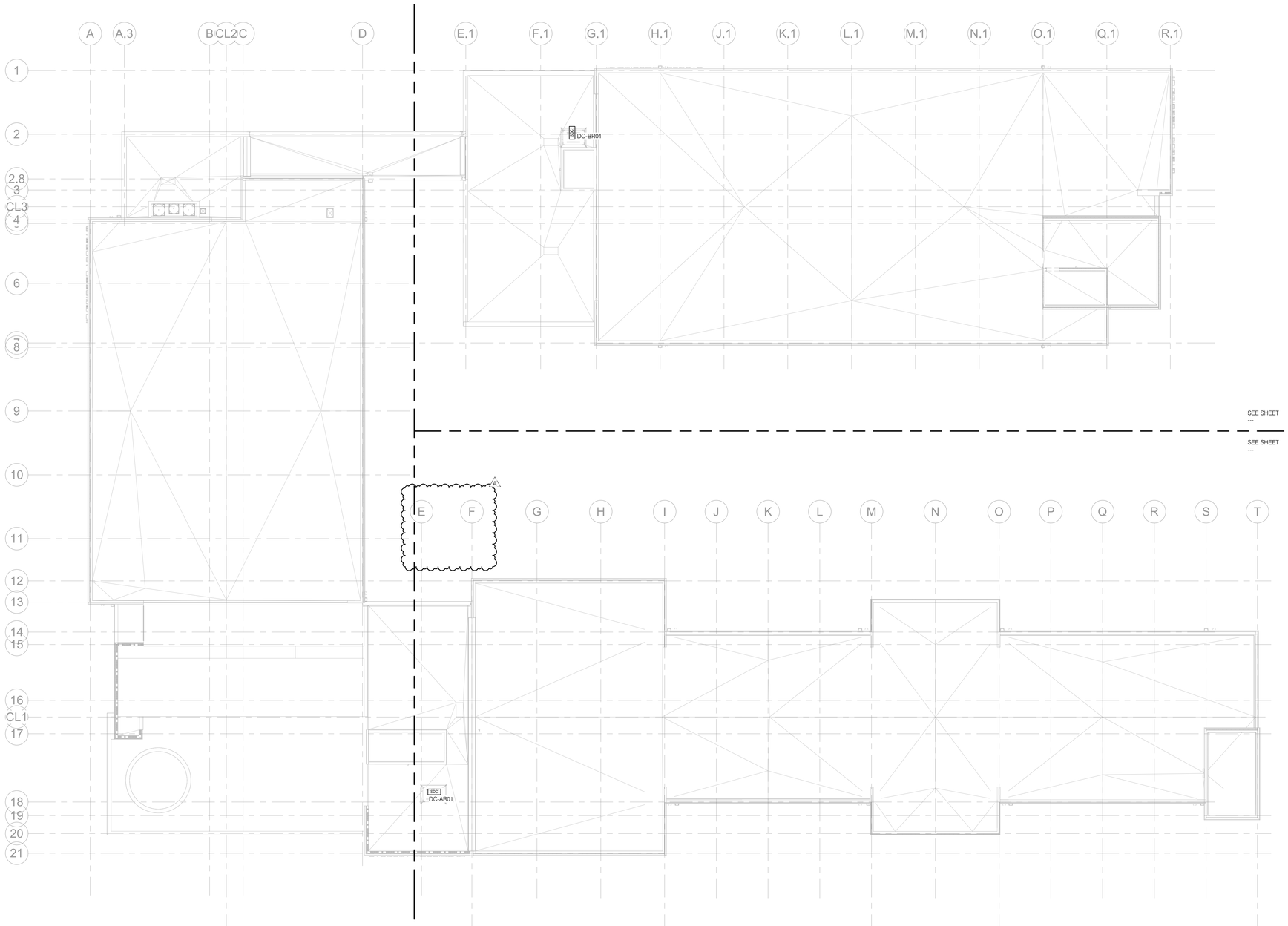

KEY PLAN

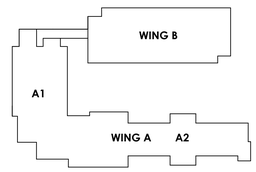

DSA STAMP

HPI architecture
www.hpiarchitecture.com
115 22nd street
Newport Beach, CA
92663
o: 949.675.6442

SEAL

LICENSED ARCHITECT
AMMAR NAJI SARSAM
C-30902
12/31/2025
RENEWAL DATE
STATE OF CALIFORNIA

A# 03-123205 INC: 02

CONSULTANTS

P2S ENG

Long Beach // Irvine // Los Angeles
San Diego // San Jose // Seattle

p2sinc.com

REGISTERED PROFESSIONAL ENGINEER
No. E32229
Bryant Szeto
ELECTRICAL
STATE OF CALIFORNIA

PROJECT TITLE

COMPTON COLLEGE
STUDENT HOUSING

INCREMENT 2 OF 2 - BUILDING & ASSOCIATED SITE WORK
1111 E. ARTESIA BLVD, COMPTON, CA 90221

Compton College

ISSUED

#	DATE	DESCRIPTION
A	03/01/2024	REVISION A

PROJECT IDENTIFICATION

THE DRAWINGS IN THE SHEET INDEX WERE ORIGINALLY CREATED IN AUTODESK REVIT V. 2018 UNLESS OTHERWISE NOTED.

THE ORIGINAL SIZE OF THIS SHEET IS 30" X 42".

THESE DRAWINGS AND SPECIFICATIONS ARE THE PROPERTY AND COPYRIGHT OF THE ARCHITECT AND SHALL NOT BE USED ON ANY OTHER PROJECT OR LOCATIONS EXCEPT AS DESCRIBED ON THE DRAWINGS, WITHOUT WRITTEN AGREEMENT WITH THE ARCHITECT.

© HPI ARCHITECTURE 2022

SHEET TITLE

ROOF PLAN OVERALL

SHEET NUMBER

T2.40

CONSTRUCTION DOCUMENTS

12/22/2023 8:35:29 AM Autodesk Docs://Compton College Student Housing/Compton College Student Housing_AVITS.rvt

NOTES

1 INSTALL 1 1/4" CONDUIT FROM DEVICE STUB TO CORRIDORS ACCESSIBLE CEILING SPACE. SEE DETAIL 3/T6.03.

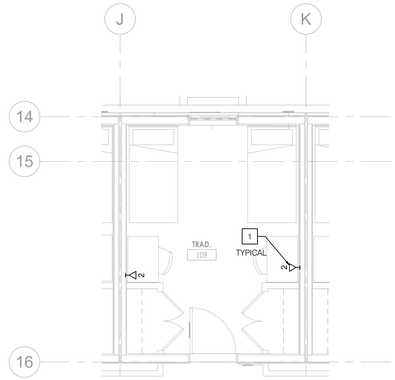

5 TRAD - M 107 TO 122 TYPICAL ENLARGED UNIT FLOOR PLAN

SCALE: 1/4" = 1'-0"

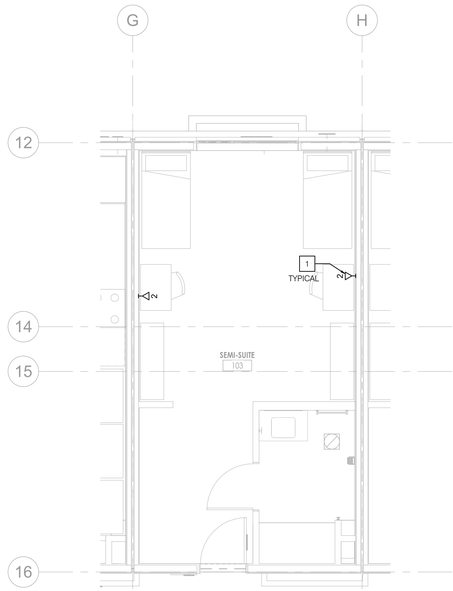

4 SEMI SUITE 103 TO 106 TYPICAL ENLARGED UNIT FLOOR PLAN

SCALE: 1/4" = 1'-0"

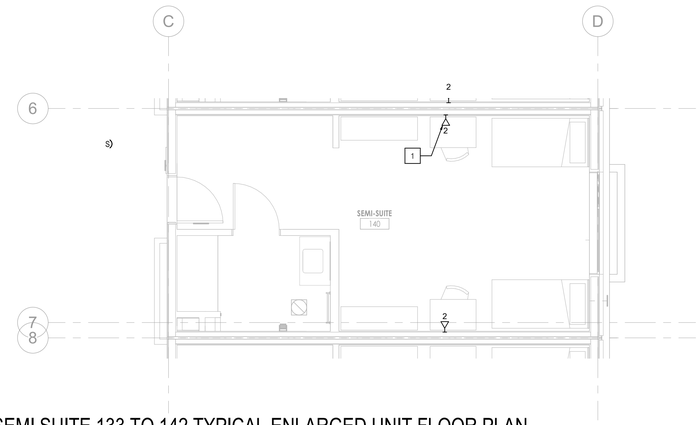

3 SEMI SUITE 133 TO 142 TYPICAL ENLARGED UNIT FLOOR PLAN

SCALE: 1/4" = 1'-0"

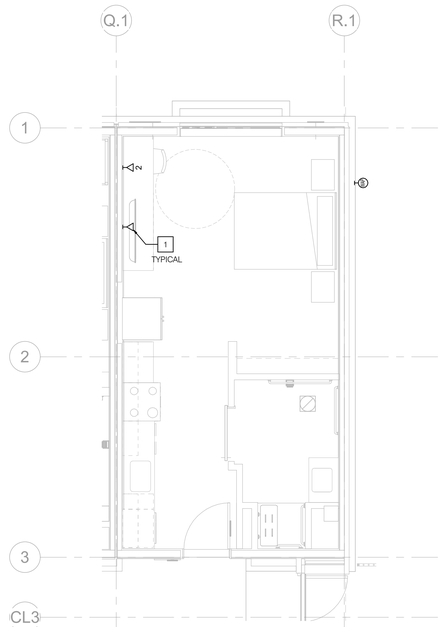

2 RES DIR - M/COMM 165 TYPICAL ENLARGED UNIT FLOOR PLAN

SCALE: 1/4" = 1'-0"

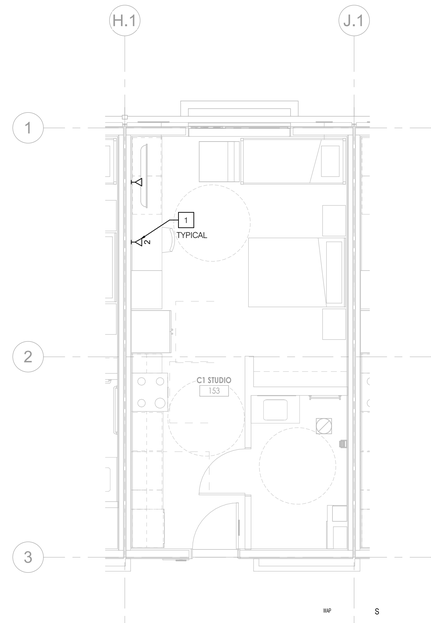

1 C1 STUDIO 151 TO 164, 166 TYPICAL ENLARGED UNIT FLOOR PLAN

SCALE: 1/4" = 1'-0"

KEY PLAN

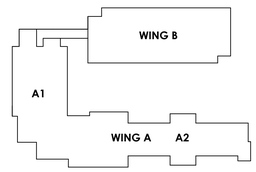

DSA STAMP

IDENTIFICATION STAMP
DIV. OF THE STATE ARCHITECT
APP: 03-123205 INC: 02
REVIEWED FOR
SS ☑ FLS ☑ ACS ☑
DATE: 02/01/2024

architecture
www.hpiarchitecture.com
115 22nd street
Newport Beach, CA
92663
o: 949.675.6442

SEAL

LICENSED ARCHITECT
AMMAR NAJI SARSAM
C-30902
12/31/2025
RENEWAL DATE
STATE OF CALIFORNIA

CONSULTANTS

P2S ENG
Long Beach // Irvine // Los Angeles
San Diego // San Jose // Seattle
p2sinc.com

REGISTERED PROFESSIONAL ENGINEER
No. E32229
Bryant Snapp
ELECTRICAL
STATE OF CALIFORNIA

PROJECT TITLE
COMPTON COLLEGE
STUDENT HOUSING
INCREMENT 2 OF 2 - BUILDING & ASSOCIATED SITE WORK
1111 E. ARTESIA BLVD, COMPTON, CA 90221

Compton College

ISSUED

#	DATE	DESCRIPTION
	10/19/2023	DSA BACKCHECK SUBMITTAL

PROJECT IDENTIFICATION

THE DRAWINGS IN THE SHEET INDEX WERE ORIGINALLY CREATED IN AUTODESK REVIT V. 2018 UNLESS OTHERWISE NOTED.

THE ORIGINAL SIZE OF THIS SHEET IS 30" X 42".

THESE DRAWINGS AND SPECIFICATIONS ARE THE PROPERTY AND COPYRIGHT OF THE ARCHITECT AND SHALL NOT BE USED ON ANY OTHER PROJECT OR LOCATIONS EXCEPT AS DESCRIBED ON THE DRAWINGS, WITHOUT WRITTEN AGREEMENT WITH THE ARCHITECT.

© HPI ARCHITECTURE 2022

SHEET TITLE
TYPICAL UNIT FIRST FLOOR PLANS

SHEET NUMBER
T3.01

CONSTRUCTION DOCUMENTS

12/22/2023 8:35:32 AM Autodesk Docs://Compton College Student Housing/Compton College Student Housing_AVITS.rvt

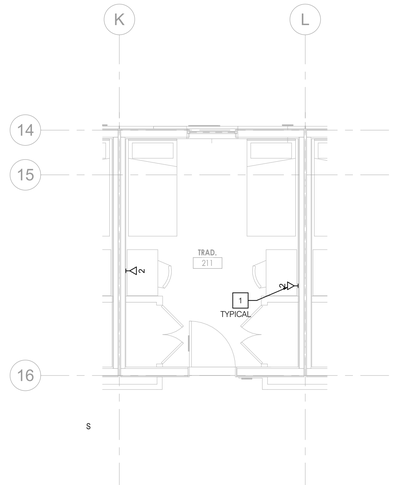

4 TRAD 207 TO 223 TYPICAL ENLARGED UNIT FLOOR PLAN

SCALE: 1/4" = 1'-0"

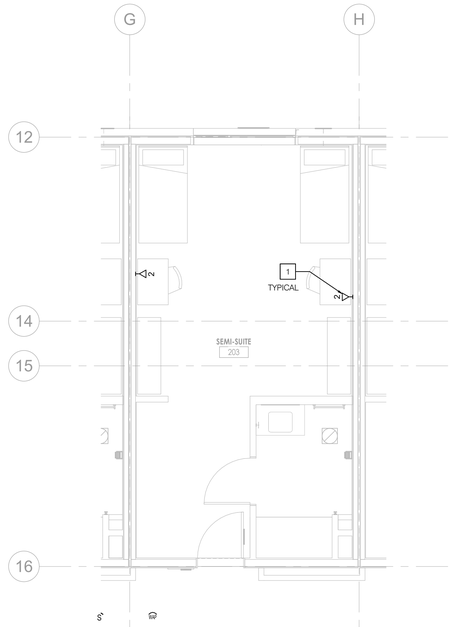

3 SEMI SUITE 201 TO 206 TYPICAL ENLARGED UNIT FLOOR PLAN

SCALE: 1/4" = 1'-0"

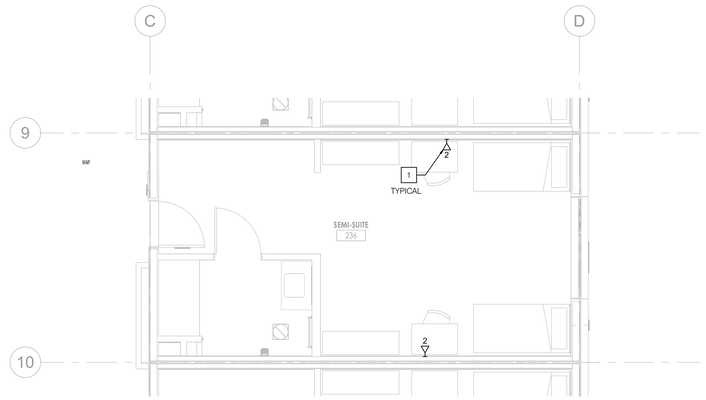

2 SEMI SUITE 231 TO 242 TYPICAL ENLARGED UNIT FLOOR PLAN

SCALE: 1/4" = 1'-0"

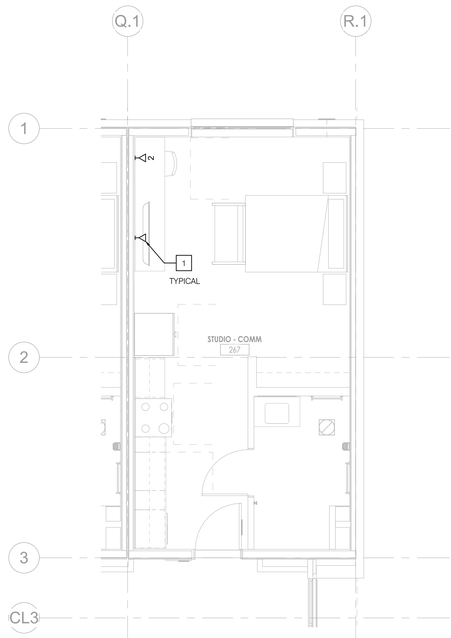

1 STUDIO B251 TO B267 TYPICAL ENLARGED UNIT FLOOR PLAN

SCALE: 1/4" = 1'-0"

NOTES

1 INSTALL 1 1/4" CONDUIT FROM DEVICE STUB TO CORRIDORS ACCESSIBLE CEILING SPACE. SEE DETAIL 3/T6.03.

KEY PLAN

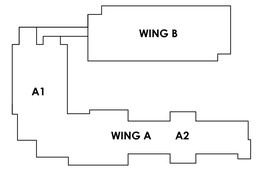

DSA STAMP

IDENTIFICATION STAMP
DIV. OF THE STATE ARCHITECT
APP: 03-123205 INC: 02
REVIEWED FOR
SS ☑ FLS ☑ ACS ☑
DATE: 02/01/2024

architecture
www.hpiarchitecture.com
115 22nd street
Newport Beach, CA
92663
o: 949.675.6442

SEAL

LICENSED ARCHITECT
AMMAR NAJI SARSAM
C-30902
12/31/2025
RENEWAL DATE
STATE OF CALIFORNIA

CONSULTANTS

P2S ENG
Long Beach // Irvine // Los Angeles
San Diego // San Jose // Seattle
p2sinc.com

REGISTERED PROFESSIONAL ENGINEER
No. E32222
Bryant Izagu
ELECTRICAL
STATE OF CALIFORNIA

PROJECT TITLE
COMPTON COLLEGE
STUDENT HOUSING
INCREMENT 2 OF 2 - BUILDING & ASSOCIATED SITE WORK
1111 E. ARTESIA BLVD, COMPTON, CA 90221

Compton College

ISSUED

#	DATE	DESCRIPTION
	10/19/2023	DSA BACKCHECK SUBMITTAL

PROJECT IDENTIFICATION

THE DRAWINGS IN THE SHEET INDEX WERE ORIGINALLY CREATED IN AUTODESK REVIT V. 2018 UNLESS OTHERWISE NOTED.

THE ORIGINAL SIZE OF THIS SHEET IS 30" X 42".

THESE DRAWINGS AND SPECIFICATIONS ARE THE PROPERTY AND COPYRIGHT OF THE ARCHITECT AND SHALL NOT BE USED ON ANY OTHER PROJECT OR LOCATIONS EXCEPT AS DESCRIBED ON THE DRAWINGS, WITHOUT WRITTEN AGREEMENT WITH THE ARCHITECT.

© HPI ARCHITECTURE 2022

SHEET TITLE
TYPICAL UNIT SECOND FLOOR PLANS

SHEET NUMBER
T3.02

CONSTRUCTION DOCUMENTS

12/22/2023 8:35:34 AM Autodesk Docs://Compton College Student Housing/Compton College Student Housing_AVITS.rvt

NOTES

1 INSTALL 1 1/4" CONDUIT FROM DEVICE STUB TO CORRIDOR'S ACCESSIBLE CEILING SPACE. SEE DETAIL 3/T6.03.

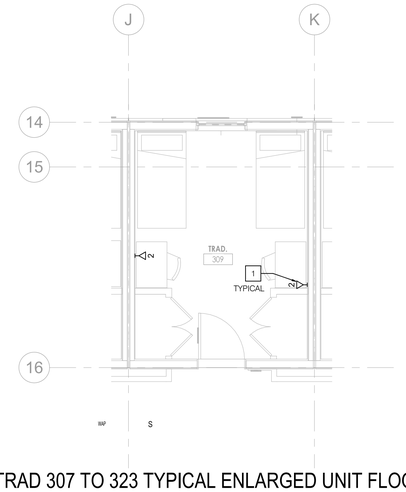

4 TRAD 307 TO 323 TYPICAL ENLARGED UNIT FLOOR PLAN

SCALE: 1/4" = 1'-0"

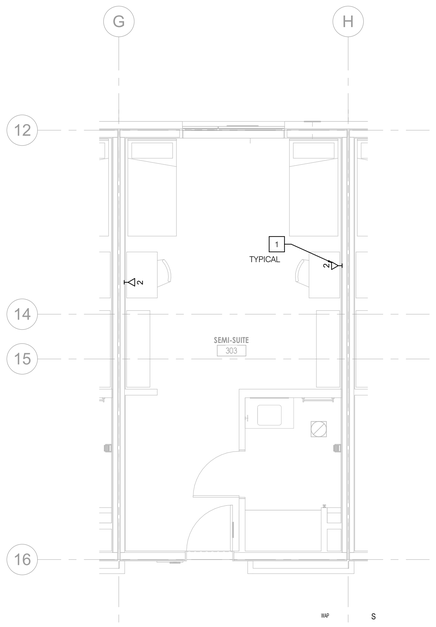

3 SEMI SUITE 301 TO 306 TYPICAL ENLARGED UNIT FLOOR PLAN

SCALE: 1/4" = 1'-0"

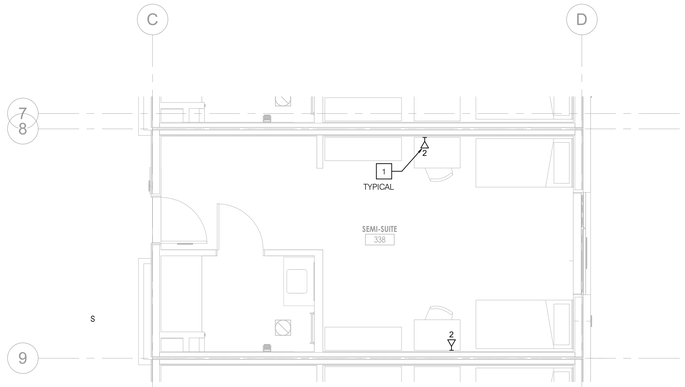

2 SEMI SUITE 331 TO 342 TYPICAL ENLARGED UNIT FLOOR PLAN

SCALE: 1/4" = 1'-0"

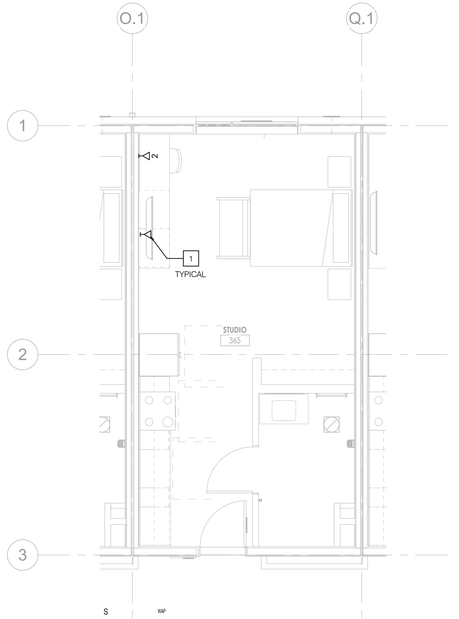

1 STUDIO M 351 TO 367 TYPICAL ENLARGED UNIT FLOOR PLAN

SCALE: 1/4" = 1'-0"

KEY PLAN

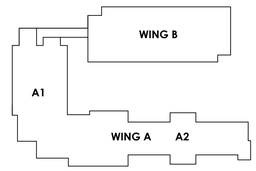

DSA STAMP

IDENTIFICATION STAMP
DIV. OF THE STATE ARCHITECT
APP: 03-123205 INC: 02
REVIEWED FOR
SS ☑ FLS ☑ ACS ☑
DATE: 02/01/2024

architecture
www.hpiarchitecture.com
115 22nd street
Newport Beach, CA
92663
o: 949.675.6442

SEAL

LICENSED ARCHITECT
AMMAR NAJI SARSAM
C-30902
12/31/2025
RENEWAL DATE
STATE OF CALIFORNIA

CONSULTANTS

P2S ENG
Long Beach // Irvine // Los Angeles
San Diego // San Jose // Seattle
p2sinc.com

REGISTERED PROFESSIONAL ENGINEER
No. E32229
Bryant Izaga
ELECTRICAL
STATE OF CALIFORNIA

PROJECT TITLE
COMPTON COLLEGE
STUDENT HOUSING
INCREMENT 2 OF 2 - BUILDING & ASSOCIATED SITE WORK
1111 E. ARTESIA BLVD, COMPTON, CA 90221

Compton College

ISSUED		
#	DATE	DESCRIPTION
	10/19/2023	DSA BACKCHECK SUBMITTAL

PROJECT IDENTIFICATION

THE DRAWINGS IN THE SHEET INDEX WERE ORIGINALLY CREATED IN AUTODESK REVIT V. 2018 UNLESS OTHERWISE NOTED.

THE ORIGINAL SIZE OF THIS SHEET IS 30" X 42".

THESE DRAWINGS AND SPECIFICATIONS ARE THE PROPERTY AND COPYRIGHT OF THE ARCHITECT AND SHALL NOT BE USED ON ANY OTHER PROJECT OR LOCATIONS EXCEPT AS DESCRIBED ON THE DRAWINGS, WITHOUT WRITTEN AGREEMENT WITH THE ARCHITECT.

© HPI ARCHITECTURE 2022

SHEET TITLE
TYPICAL UNIT THIRD FLOOR PLANS

SHEET NUMBER
T3.03

CONSTRUCTION DOCUMENTS

12/22/2023 8:35:44 AM Autodesk Docs://Compton College Student Housing/Compton College Student Housing_AV17.rvt



6 IDF-B11 RACK ELEVATION

SCALE: NONE

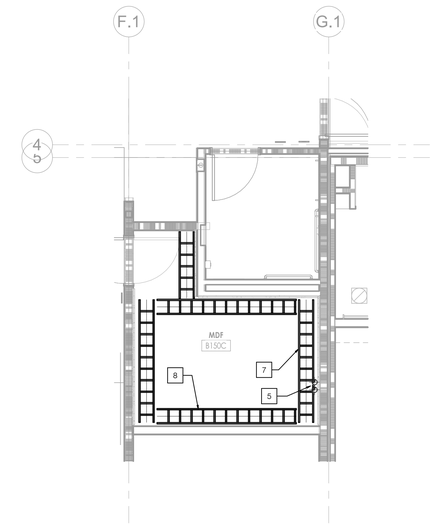

5 MDF B150C ENLARGED CABLE TRAY PLAN

SCALE: 1/4" = 1'-0"

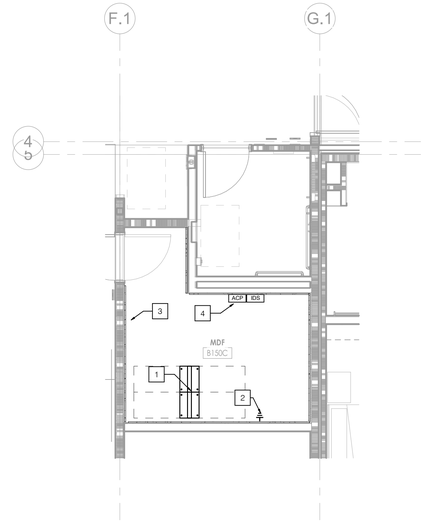

4 MDF B150C ENLARGED EQUIPMENT PLAN

SCALE: 1/4" = 1'-0"

NOTES

1. PROVIDE AND INSTALL 2 POST RACK WITH VERTICAL WIRE MANAGEMENT. SEE DETAIL 1/T6.02 FOR MOUNTING DETAIL.
2. PROVIDE AND INSTALL 4'W X 18'L TELECOMMUNICATIONS GROUNDING BUS.
3. PROVIDE AND INSTALL 3/4" FIRE RATED PLYWOOD BACKBOARD.
4. PROVIDE AND INSTALL ACCESS CONTROL PANEL.
5. PROVIDE AND INSTALL (2)4"C RISERS FROM CEILING TO FLOOR BETWEEN FLOORS 1 & 2. INSTALL FIRE STOPPING PER DETAIL 4/T6.01.
6. PROVE AND INSTALL (2)4"C PATHWAY FROM MDF ROOM VIA THE ELECTRICAL ROOM TO SECOND FLOOR TELECOM ROOM. INSTALL FIRE STOPPING PER DETAIL 4/T6.01.
7. PROVIDE AND INSTALL 12"X4" LADDER RACK. SEE DETAILS ON SHEET T6.01 FOR MOUNTING INFORMATION..
8. PROVIDE AND INSTALL 120V 20AMP RECEPTACLE ON LADDER RACK ABOVE THE 2 POST RACK

GENERAL NOTES

A. TELECOM ROOMS SHALL BE PROVIDE WITH FIRE RETARDANT 3/4 PLYWOOD. (2) COATS OF FIRE RETARDANT PAINT AND PRIMER SHALL BE APPLIED TO PLYWOOD.



3 MDF-A/B RACK ELEVATION

SCALE: NONE

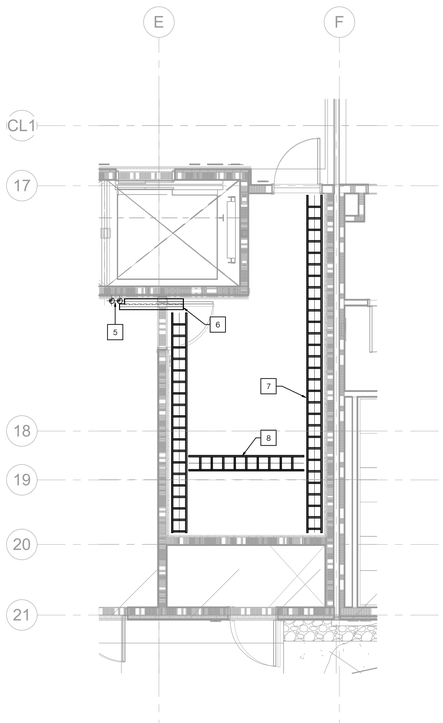

2 MDF A106A ENLARGED CABLE TRAY LAYOUT PLAN

SCALE: 1/4" = 1'-0"

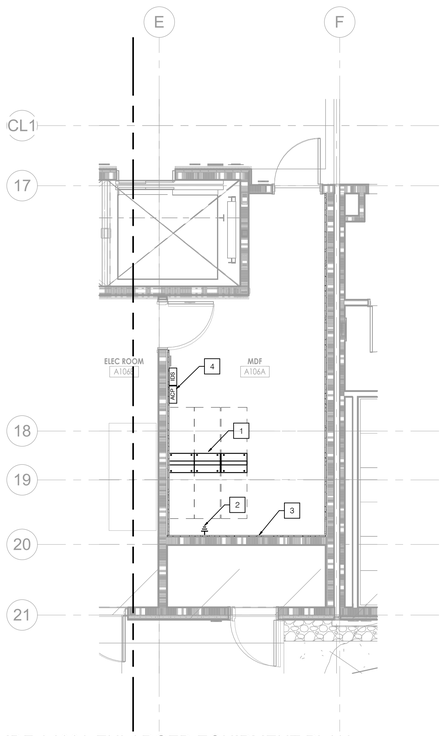

1 MDF A106A ENLARGED EQUIPMENT PLAN

SCALE: 1/4" = 1'-0"

DSA STAMP

IDENTIFICATION STAMP
DIV. OF THE STATE ARCHITECT
APP: 03-123205 INC: 02
REVIEWED FOR
SS ☑ FLS ☑ ACS ☑
DATE: 02/01/2024

HPI architecture
www.hpiarchitecture.com
115 22nd street
Newport Beach, CA
92663
o: 949.675.6442

SEAL

LICENSED ARCHITECT
AMMAR NAJI SARSAM
C-30902
12/31/2025
RENEWAL DATE
STATE OF CALIFORNIA

CONSULTANTS

P2S ENG
Long Beach // Irvine // Los Angeles
San Diego // San Jose // Seattle
p2sinc.com

REGISTERED PROFESSIONAL ENGINEER
No. E32222
Bryant Szeto
ELECTRICAL
STATE OF CALIFORNIA

PROJECT TITLE
COMPTON COLLEGE
STUDENT HOUSING
INCREMENT 2 OF 2 - BUILDING & ASSOCIATED SITE WORK
1111 E. ARTESIA BLVD, COMPTON, CA 90221

Compton College

ISSUED

#	DATE	DESCRIPTION
	10/19/2023	DSA BACKCHECK SUBMITTAL

PROJECT IDENTIFICATION

THE DRAWINGS IN THE SHEET INDEX WERE ORIGINALLY CREATED IN AUTODESK REVIT V. 2018 UNLESS OTHERWISE NOTED.

THE ORIGINAL SIZE OF THIS SHEET IS 30" X 42".

THESE DRAWINGS AND SPECIFICATIONS ARE THE PROPERTY AND COPYRIGHT OF THE ARCHITECT AND SHALL NOT BE USED ON ANY OTHER PROJECT OR LOCATIONS EXCEPT AS DESCRIBED ON THE DRAWINGS, WITHOUT WRITTEN AGREEMENT WITH THE ARCHITECT.

© HPI ARCHITECTURE 2022

SHEET TITLE
ENLARGED MDF ROOM
FIRST FLOOR PLANS

SHEET NUMBER

T4.01

CONSTRUCTION DOCUMENTS

12/22/2023 8:35:54 AM Autodesk Docs://Compton College Student Housing/Compton College Student Housing_AVITS.rvt



6 IDF-B21 RACK ELEVATION

SCALE: NONE

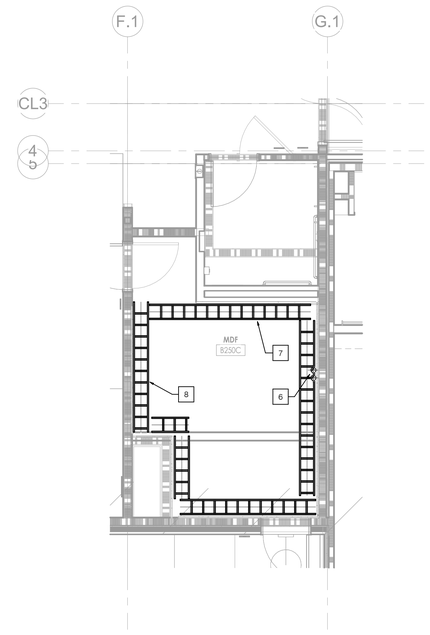

5 MDF B250C ENLARGED CABLE TRAY PLAN

SCALE: 1/4" = 1'-0"

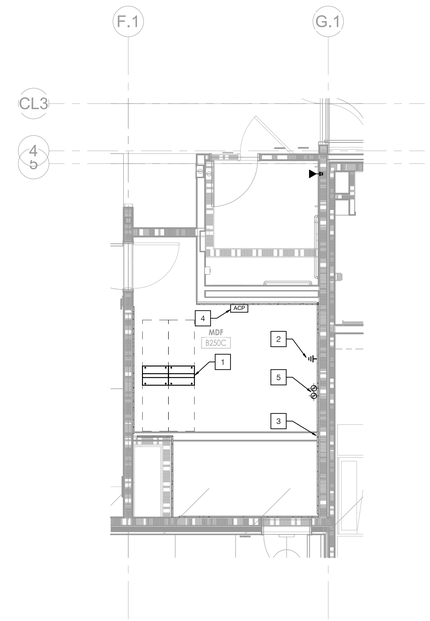

4 MDF B250C ENLARGED EQUIPMENT PLAN

SCALE: 1/4" = 1'-0"

NOTES

1. PROVIDE AND INSTALL 2 POST RACK WITH VERTICAL WIRE MANAGEMENT. SEE DETAIL 2/T6.02 FOR MOUNTING DETAIL.
2. PROVIDE AND INSTALL 4'W X 18'L TELECOMMUNICATIONS GROUNDING BUS.
3. PROVIDE AND INSTALL 3/4" FIRE RATED PLYWOOD BACKBOARD.
4. PROVIDE AND INSTALL ACCESS CONTROL PANEL.
5. PROVIDE AND INSTALL (2)4"C RISERS FROM CEILING TO FLOOR BETWEEN FLOORS 1 & 2. INSTALL FIRE STOPPING PER DETAIL 3/T6.01.
6. PROVIDE AND INSTALL (2)4"C RISERS FROM CEILING TO FLOOR BETWEEN FLOORS 2 & 3. INSTALL FIRE STOPPING PER DETAIL 3/T6.01.
7. PROVIDE AND INSTALL 12"X4" LADDER RACK. SEE DETAILS ON SHEET T6.01 FOR MOUNTING INFORMATION.
8. PROVIDE AND INSTALL 120V 20AMP RECEPTACLE ON LADDER RACK ABOVE THE 2 POST RACK

GENERAL NOTES

A. TELECOM ROOMS SHALL BE PROVIDE WITH FIRE RETARDANT 3/4 PLYWOOD. (2) COATS OF FIRE RETARDANT PAINT AND PRIMER SHALL BE APPLIED TO PLYWOOD.



3 IDF-A21 RACK ELEVATION

SCALE: NONE

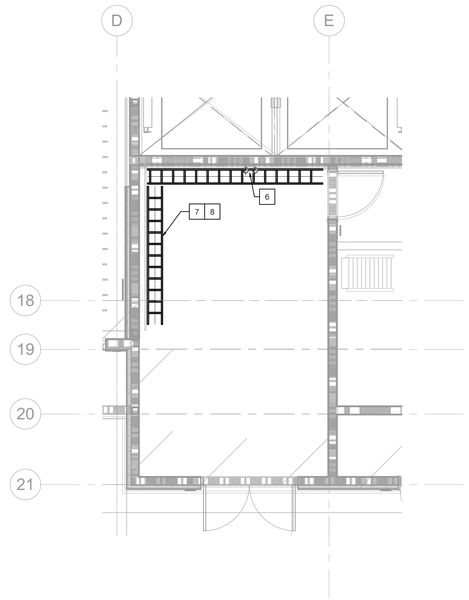

2 ELEC RM A 202C ENLARGED CABLE TRAY PLAN

SCALE: 1/4" = 1'-0"

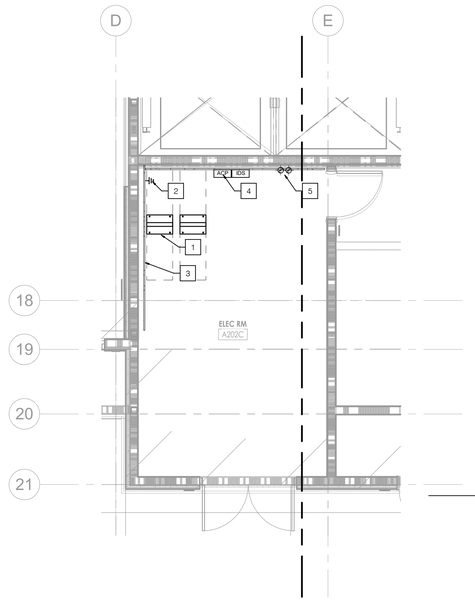

1 ELEC RM A 202C ENLARGED EQUIPMENT PLAN

SCALE: 1/4" = 1'-0"

KEY PLAN

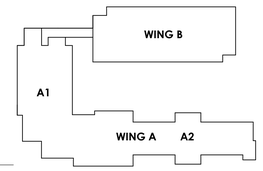

DSA STAMP

IDENTIFICATION STAMP
DIV. OF THE STATE ARCHITECT
APP: 03-123205 INC: 02
REVIEWED FOR
SS ☑ FLS ☑ ACS ☑
DATE: 02/01/2024

HPI architecture
www.hpiarchitecture.com
115 22nd street
Newport Beach, CA
92663
o: 949.675.6442

SEAL

LICENSED ARCHITECT
AMMAR NAJI SARSAM
C-30902
12/31/2025
RENEWAL DATE
STATE OF CALIFORNIA

CONSULTANTS

P2S ENG
Long Beach // Irvine // Los Angeles
San Diego // San Jose // Seattle
p2sinc.com

REGISTERED PROFESSIONAL ENGINEER
No. E32223
Bryant Izaga
ELECTRICAL
STATE OF CALIFORNIA

PROJECT TITLE
COMPTON COLLEGE
STUDENT HOUSING
INCREMENT 2 OF 2 - BUILDING & ASSOCIATED SITE WORK
1111 E. ARTESIA BLVD, COMPTON, CA 90221

Compton College

ISSUED

#	DATE	DESCRIPTION
	10/19/2023	DSA BACKCHECK SUBMITTAL

PROJECT IDENTIFICATION

THE DRAWINGS IN THE SHEET INDEX WERE ORIGINALLY CREATED IN AUTODESK REVIT V. 2018 UNLESS OTHERWISE NOTED.

THE ORIGINAL SIZE OF THIS SHEET IS 30" X 42".

THESE DRAWINGS AND SPECIFICATIONS ARE THE PROPERTY AND COPYRIGHT OF THE ARCHITECT AND SHALL NOT BE USED ON ANY OTHER PROJECT OR LOCATIONS EXCEPT AS DESCRIBED ON THE DRAWINGS, WITHOUT WRITTEN AGREEMENT WITH THE ARCHITECT.

© HPI ARCHITECTURE 2022

SHEET TITLE
ENLARGED IDF ROOM
SECOND FLOOR PLANS

SHEET NUMBER

T4.02

CONSTRUCTION DOCUMENTS

12/22/2023 8:36:03 AM Autodesk Docs://Compton College Student Housing/Compton College Student Housing_AVITS.rvt



6 IDF-B31 RACK ELEVATION

SCALE: NONE

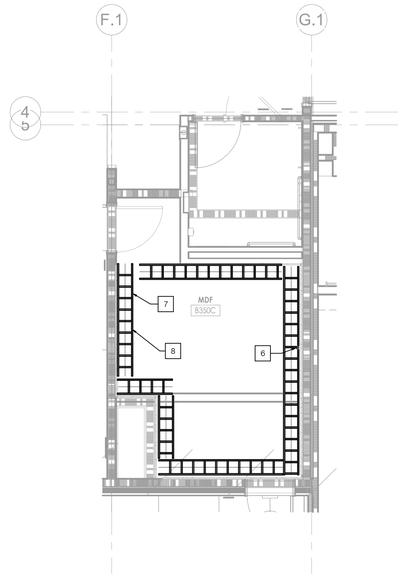

5 MDF B350C ENLARGED CABLE TRAY PLAN

SCALE: 1/4" = 1'-0"

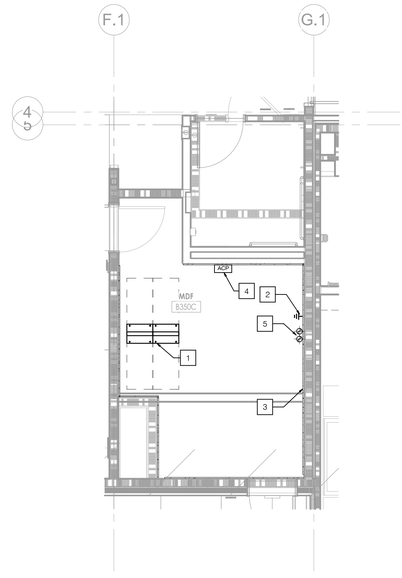

4 MDF B350C ENLARGED EQUIPMENT PLAN

SCALE: 1/4" = 1'-0"

NOTES

1. PROVIDE AND INSTALL 2 POST RACK WITH VERTICAL WIRE MANAGEMENT. SEE DETAIL 2/T6.02 FOR MOUNTING DETAIL.
2. PROVIDE AND INSTALL 4'W X 18'L TELECOMMUNICATIONS GROUNDING BUS.
3. PROVIDE AND INSTALL 3/4" FIRE RATED PLYWOOD BACKBOARD.
4. PROVIDE AND INSTALL ACCESS CONTROL PANEL.
5. PROVIDE AND INSTALL (2)4"C RISERS FROM CEILING TO FLOOR IN BETWEEN FLOORS 2 & 3. INSTALL FIRE STOPPING PER DETAIL 3/T6.01.
6. PROVE AND INSTALL (1)2"C CAPPED WITH PULL ROPE FROM CEILING TO ROOF.
7. PROVIDE AND INSTALL 12"X4" LADDER RACK. SEE DETAILS ON SHEET T6.01 FOR MOUNTING INFORMATION.
8. PROVIDE AND INSTALL 120V 20AMP RECEPTACLE ON LADDER RACK ABOVE THE 2 POST RACK

GENERAL NOTES

A. TELECOM ROOMS SHALL BE PROVIDE WITH FIRE RETARDANT 3/4 PLYWOOD. (2) COATS OF FIRE RETARDANT PAINT AND PRIMER SHALL BE APPLIED TO PLYWOOD.



3 IDF-A31 RACK ELEVATION

SCALE: NONE

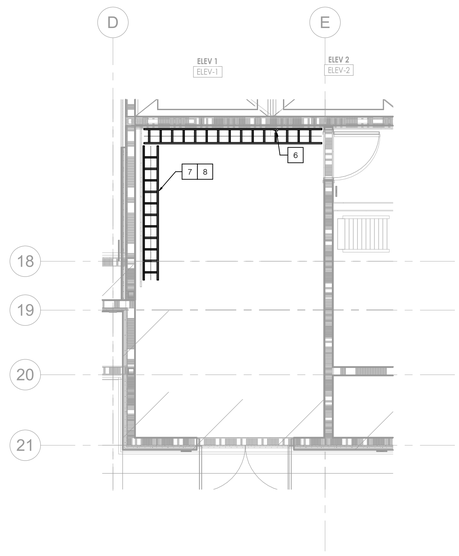

2 ELECTRICAL A302C ENLARGED CABLE TRAY PLAN

SCALE: 1/4" = 1'-0"

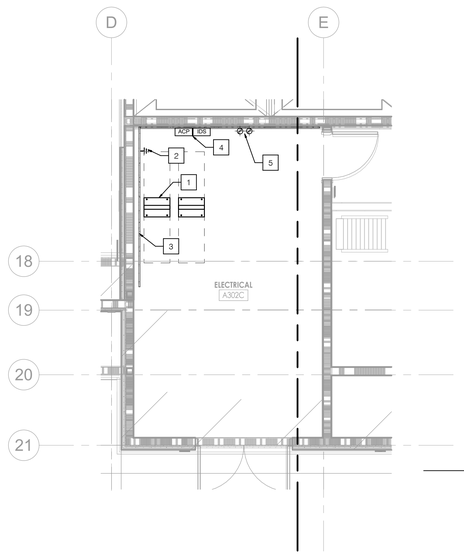

1 ELECTRICAL A302C ENLARGED EQUIPMENT PLAN

SCALE: 1/4" = 1'-0"

KEY PLAN

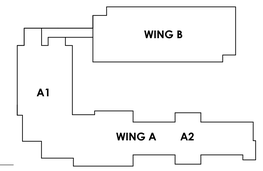

DSA STAMP

IDENTIFICATION STAMP
DIV. OF THE STATE ARCHITECT
APP: 03-123205 INC: 02
REVIEWED FOR
SS ☑ FLS ☑ ACS ☑
DATE: 02/01/2024

architecture
www.hpiarchitecture.com
115 22nd street
Newport Beach, CA
92663
o: 949.675.6442

SEAL

LICENSED ARCHITECT
AMMAR NAJI SARSAM
C-30902
12/31/2025
RENEWAL DATE
STATE OF CALIFORNIA

CONSULTANTS

P2S ENG
Long Beach // Irvine // Los Angeles
San Diego // San Jose // Seattle
p2sinc.com

REGISTERED PROFESSIONAL ENGINEER
No. E32223
Bryant Izaga
ELECTRICAL
STATE OF CALIFORNIA

PROJECT TITLE
COMPTON COLLEGE
STUDENT HOUSING
INCREMENT 2 OF 2 - BUILDING & ASSOCIATED SITE WORK
1111 E. ARTESIA BLVD, COMPTON, CA 90221

Compton College

ISSUED

#	DATE	DESCRIPTION
	10/19/2023	DSA BACKCHECK SUBMITTAL

PROJECT IDENTIFICATION

THE DRAWINGS IN THE SHEET INDEX WERE ORIGINALLY CREATED IN AUTODESK REVIT V. 2018 UNLESS OTHERWISE NOTED.

THE ORIGINAL SIZE OF THIS SHEET IS 30" X 42".

THESE DRAWINGS AND SPECIFICATIONS ARE THE PROPERTY AND COPYRIGHT OF THE ARCHITECT AND SHALL NOT BE USED ON ANY OTHER PROJECT OR LOCATIONS EXCEPT AS DESCRIBED ON THE DRAWINGS, WITHOUT WRITTEN AGREEMENT WITH THE ARCHITECT.

© HPI ARCHITECTURE 2022

SHEET TITLE
ENLARGED IDF ROOM
THIRD FLOOR PLANS

SHEET NUMBER

T4.03

CONSTRUCTION DOCUMENTS

12/22/2023 8:36:04 AM Autodesk Docs://Compton College Student Housing/Compton College Student Housing_AVITS.rvt

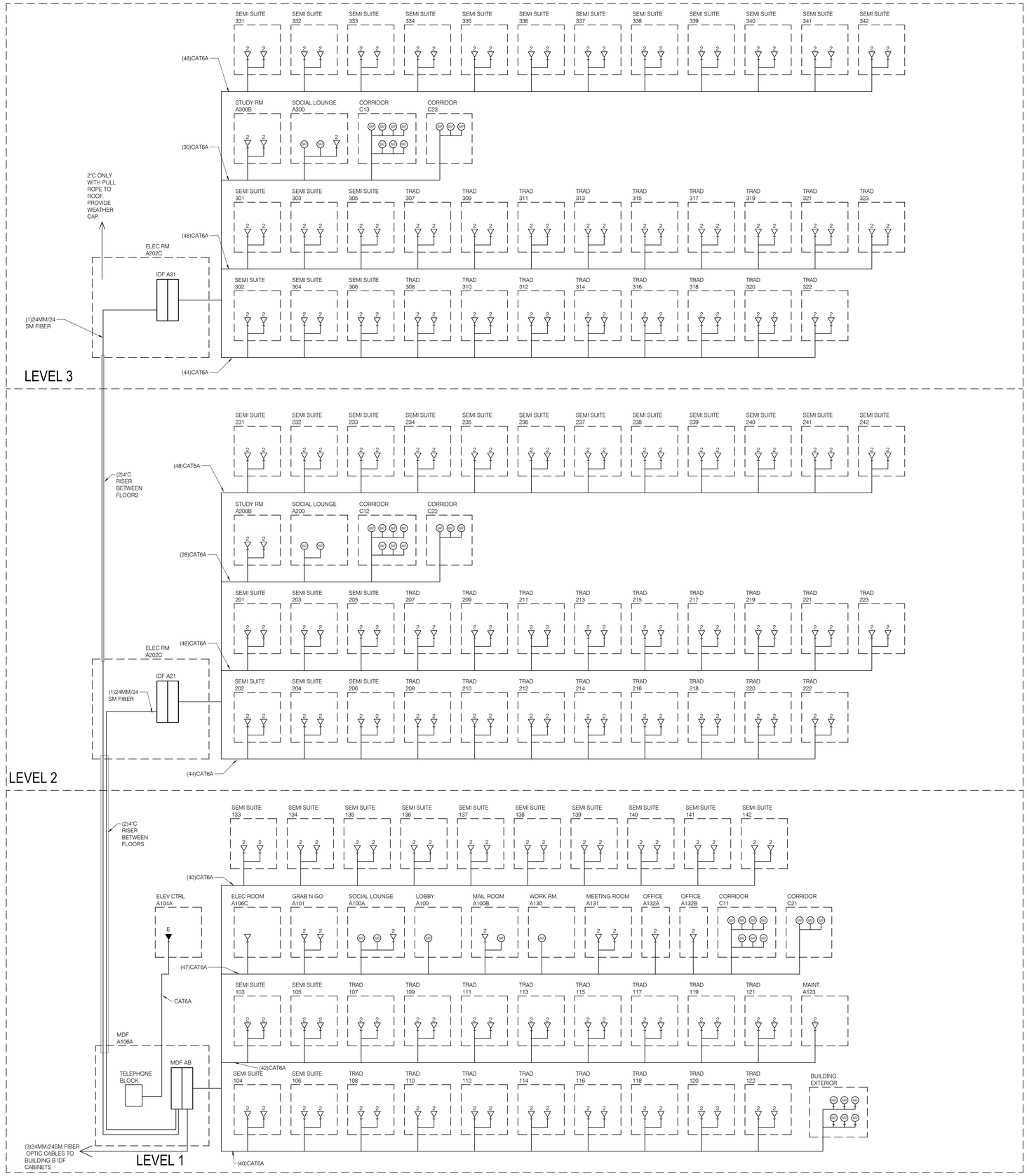

GENERAL NOTES

1. CATEGORY 6A CABLES SHALL BE HOMERUN FROM DEVICE TO THE DATA RACK. SPLICING IS NOT ALLOWED.

DSA STAMP

IDENTIFICATION STAMP
DIV. OF THE STATE ARCHITECT
APP: 03-123205 INC: 02
REVIEWED FOR
SS ☑ FLS ☑ ACS ☑
DATE: 02/01/2024

HPI architecture
www.hpiarchitecture.com
115 22nd street
Newport Beach, CA
92663
o: 949.675.6442

SEAL

LICENSED ARCHITECT
AMMAR NAJI SARSAM
C-30902
12/31/2025
RENEWAL DATE
STATE OF CALIFORNIA

CONSULTANTS

P2S ENG
Long Beach // Irvine // Los Angeles
San Diego // San Jose // Seattle
p2sinc.com

REGISTERED PROFESSIONAL ENGINEER
No. E32222
Bryant Izaga
ELECTRICAL
STATE OF CALIFORNIA

PROJECT TITLE
COMPTON COLLEGE STUDENT HOUSING
INCREMENT 2 OF 2 - BUILDING & ASSOCIATED SITE WORK
1111 E. ARTESIA BLVD, COMPTON, CA 90221

Compton College

ISSUED

#	DATE	DESCRIPTION
	10/19/2023	DSA BACKCHECK SUBMITTAL

PROJECT IDENTIFICATION

THE DRAWINGS IN THE SHEET INDEX WERE ORIGINALLY CREATED IN AUTODESK REVIT V. 2018 UNLESS OTHERWISE NOTED.

THE ORIGINAL SIZE OF THIS SHEET IS 30" X 42".

THESE DRAWINGS AND SPECIFICATIONS ARE THE PROPERTY AND COPYRIGHT OF THE ARCHITECT AND SHALL NOT BE USED ON ANY OTHER PROJECT OR LOCATIONS EXCEPT AS DESCRIBED ON THE DRAWINGS, WITHOUT WRITTEN AGREEMENT WITH THE ARCHITECT.

© HPI ARCHITECTURE 2022

SHEET TITLE
NETWORK RISER DIAGRAM WING A

SHEET NUMBER
T5.01

CONSTRUCTION DOCUMENTS

12/22/2023 8:36:05 AM Autodesk Docs://Compton College Student Housing/Compton College Student Housing_AVITS.rvt

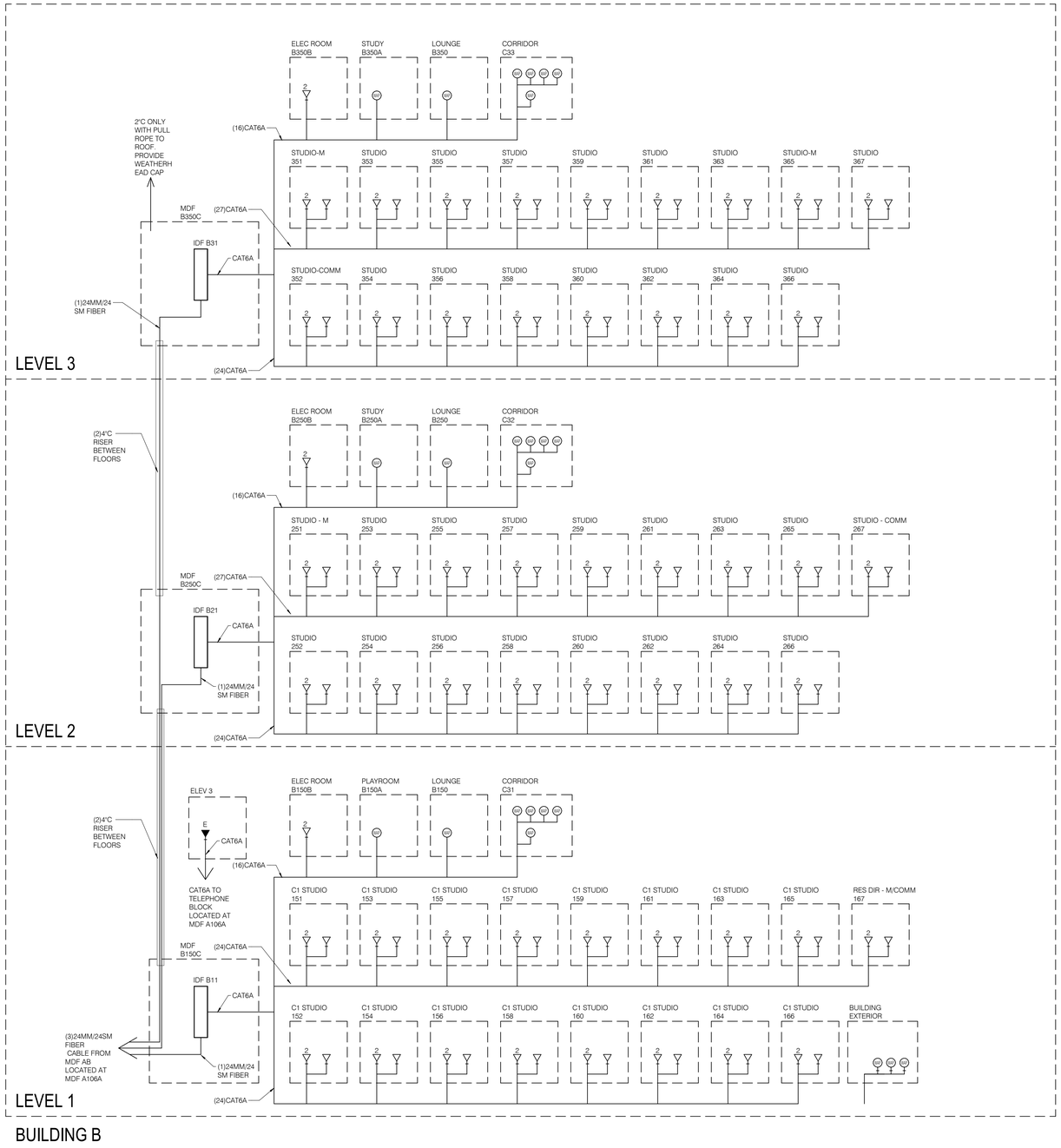

GENERAL NOTES

1. CATEGORY 6A CABLES SHALL BE HOMERUN FROM DEVICE TO THE DATA RACK, SPLICING IS NOT ALLOWED.

DSA STAMP

IDENTIFICATION STAMP
DIV. OF THE STATE ARCHITECT
APP: 03-123205 INC: 02
REVIEWED FOR
SS ☑ FLS ☑ ACS ☑
DATE: 02/01/2024

architecture
www.hpiarchitecture.com
115 22nd street
Newport Beach, CA
92663
o: 949.675.6442

SEAL

LICENSED ARCHITECT
AMMAR NAJI SARSAM
C-30902
12/31/2025
RENEWAL DATE
STATE OF CALIFORNIA

CONSULTANTS

P2S ENG
Long Beach // Irvine // Los Angeles
San Diego // San Jose // Seattle
p2sinc.com

REGISTERED PROFESSIONAL ENGINEER
No. E32222
Bryant Izaga
ELECTRICAL
STATE OF CALIFORNIA

PROJECT TITLE
COMPTON COLLEGE
STUDENT HOUSING
INCREMENT 2 OF 2 - BUILDING & ASSOCIATED SITE WORK
1111 E. ARTESIA BLVD, COMPTON, CA 90221

Compton College

ISSUED

#	DATE	DESCRIPTION
	10/19/2023	DSA BACKCHECK SUBMITTAL

PROJECT IDENTIFICATION

THE DRAWINGS IN THE SHEET INDEX WERE ORIGINALLY CREATED IN AUTODESK REVIT V. 2018 UNLESS OTHERWISE NOTED.

THE ORIGINAL SIZE OF THIS SHEET IS 30" X 42".

THESE DRAWINGS AND SPECIFICATIONS ARE THE PROPERTY AND COPYRIGHT OF THE ARCHITECT AND SHALL NOT BE USED ON ANY OTHER PROJECT OR LOCATIONS EXCEPT AS DESCRIBED ON THE DRAWINGS, WITHOUT WRITTEN AGREEMENT WITH THE ARCHITECT.

© HPI ARCHITECTURE 2022

SHEET TITLE
NETWORK RISER DIAGRAM WING B

SHEET NUMBER
T5.02

CONSTRUCTION DOCUMENTS

12/22/2023 8:36:06 AM Autodesk Docs://Compton College Student Housing/Compton College Student Housing_AVITS.rvt

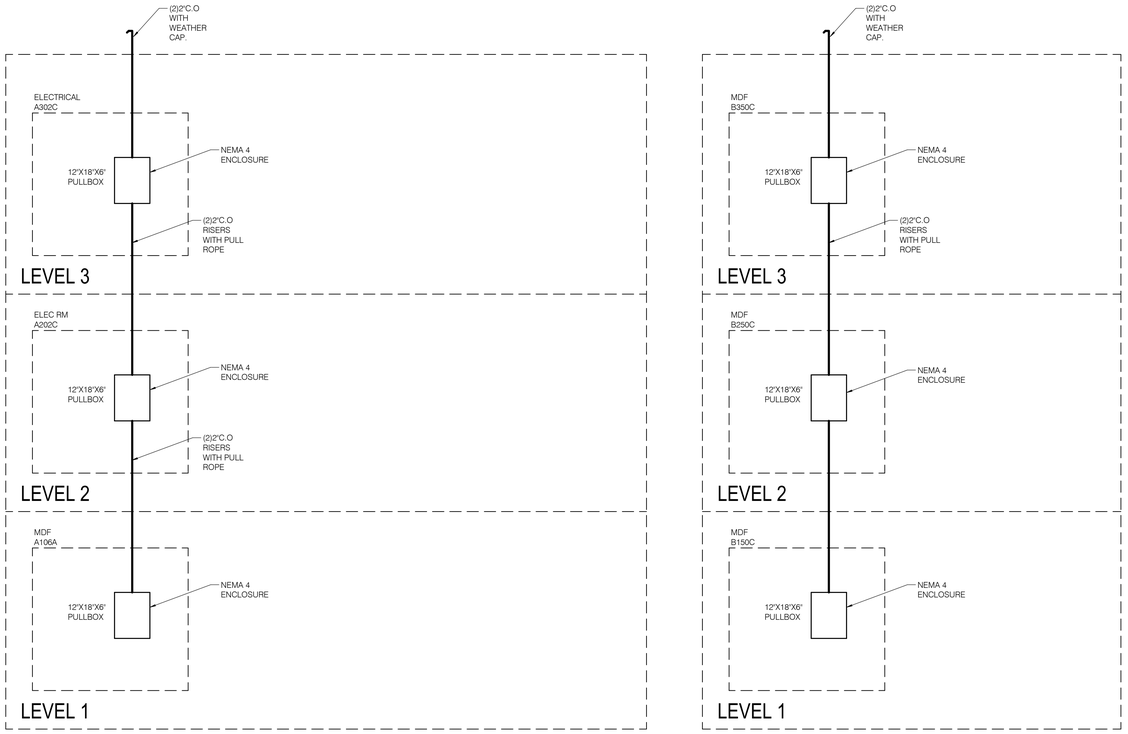

2 DAS CONDUIT RISER DIAGRAM

SCALE: NONE

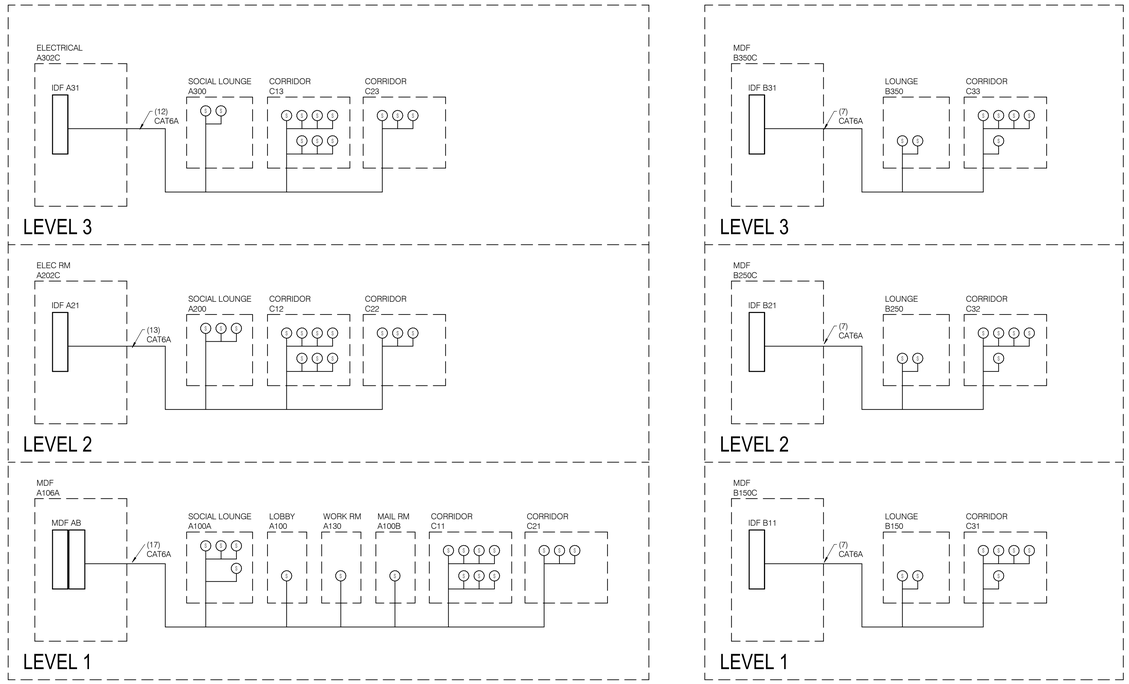

1 PA RISER DIAGRAM

SCALE: NONE

DSA STAMP

IDENTIFICATION STAMP
DIV. OF THE STATE ARCHITECT
APP: 03-123205 INC: 02
REVIEWED FOR
SS ☑ FLS ☑ ACS ☑
DATE: 02/01/2024

architecture
www.hpiarchitecture.com
115 22nd street
Newport Beach, CA
92663
o: 949.675.6442

SEAL

LICENSED ARCHITECT
AMMAR NAJI SARSAM
C-30902
12/31/2025
RENEWAL DATE
STATE OF CALIFORNIA

CONSULTANTS

P2S ENG
Long Beach // Irvine // Los Angeles
San Diego // San Jose // Seattle
p2sinc.com

REGISTERED PROFESSIONAL ENGINEER
No. E32222
Bryant Izaga
ELECTRICAL
STATE OF CALIFORNIA

PROJECT TITLE
COMPTON COLLEGE
STUDENT HOUSING
INCREMENT 2 OF 2 - BUILDING & ASSOCIATED SITE WORK
1111 E. ARTESIA BLVD, COMPTON, CA 90221

Compton College

ISSUED

#	DATE	DESCRIPTION
	10/19/2023	DSA BACKCHECK SUBMITTAL

PROJECT IDENTIFICATION

THE DRAWINGS IN THE SHEET INDEX WERE ORIGINALLY CREATED IN AUTODESK REVIT V. 2018 UNLESS OTHERWISE NOTED.

THE ORIGINAL SIZE OF THIS SHEET IS 30" X 42".

THESE DRAWINGS AND SPECIFICATIONS ARE THE PROPERTY AND COPYRIGHT OF THE ARCHITECT AND SHALL NOT BE USED ON ANY OTHER PROJECT OR LOCATIONS EXCEPT AS DESCRIBED ON THE DRAWINGS, WITHOUT WRITTEN AGREEMENT WITH THE ARCHITECT.

© HPI ARCHITECTURE 2022

SHEET TITLE
PA RISER DIAGRAM

SHEET NUMBER
T5.03

CONSTRUCTION DOCUMENTS

12/22/2023 8:36:08 AM Autodesk Docs://Compton College Student Housing/Compton College Student Housing_AVITS.rvt

ACCESS CONTROL SCHEDULE

READER #	BUILDING NAME	DOOR #	BASIS OF DESIGN	REF. SHEET #	CONTROLLED SPACE	DOOR CONFIGURATION	REFERENCED IDF	DETAIL REFERENCE	NOTES
LEVEL 1									
(SDC) SECURITY DOOR CONTACT									
DC-A101	BUILDING A	A123A|1	CARRIER - DC-107	T2.12	A123A - MAINT.	SINGLE LEAF	A106A - MDF	1/T6.04	
DC-B101A	BUILDING B	B120B|2	CARRIER - DC-107	T2.13	B150B	DOUBLE LEAF	B150C - MDF	6/T6.04	
DC-B101B	BUILDING B	B120B|2	CARRIER - DC-107	T2.13	B150B	DOUBLE LEAF	B150C - MDF	6/T6.04	
DC-A102	BUILDING A	S11|3	CARRIER - DC-107	T2.11	S11 - STAIR #1	SINGLE LEAF	A106A - MDF	5/T6.04	
DC-A103	BUILDING A	S31|2	CARRIER - DC-107	T2.12	S31 - STAIR #3	SINGLE LEAF	A106A - MDF	5/T6.04	
(SDC) SECURITY DOOR CONTACT: 5									
CREDENTIAL READER									
AC-A101	BUILDING A	U1	SARGENT - IN220 (PoE)	T2.12	103 - SEMI-SUIITE	SINGLE LEAF	A106A - MDF	1/T6.04	
AC-A102	BUILDING A	S31.8	SARGENT - IN220 (PoE)	T2.12	104 - SEMI-SUITE	SINGLE LEAF	A106A - MDF	1/T6.04	
AC-A103	BUILDING A	U1	SARGENT - IN220 (PoE)	T2.12	105 - SEMI-SUITE - COMM	SINGLE LEAF	A106A - MDF	1/T6.04	
AC-A104	BUILDING A	U1	SARGENT - IN220 (PoE)	T2.12	106 - SEMI-SUITE	SINGLE LEAF	A106A - MDF	1/T6.04	
AC-A105	BUILDING A	U1	SARGENT - IN220 (PoE)	T2.12	107 - TRAD. - M	SINGLE LEAF	A106A - MDF	1/T6.04	
AC-A106	BUILDING A	U1	SARGENT - IN220 (PoE)	T2.12	108 - TRAD.	SINGLE LEAF	A106A - MDF	1/T6.04	
AC-A107	BUILDING A	U1	SARGENT - IN220 (PoE)	T2.12	109 - TRAD.	SINGLE LEAF	A106A - MDF	1/T6.04	
AC-A108	BUILDING A	U1	SARGENT - IN220 (PoE)	T2.12	110 - TRAD.	SINGLE LEAF	A106A - MDF	1/T6.04	
AC-A109	BUILDING A	U1	SARGENT - IN220 (PoE)	T2.12	111 - TRAD.	SINGLE LEAF	A106A - MDF	1/T6.04	
AC-A110	BUILDING A	U1	SARGENT - IN220 (PoE)	T2.12	112 - TRAD.	SINGLE LEAF	A106A - MDF	1/T6.04	
AC-A111	BUILDING A	U1	SARGENT - IN220 (PoE)	T2.12	113 - TRAD.	SINGLE LEAF	A106A - MDF	1/T6.04	
AC-A112	BUILDING A	U1	SARGENT - IN220 (PoE)	T2.12	114 - TRAD.	SINGLE LEAF	A106A - MDF	1/T6.04	
AC-A113	BUILDING A	U1	SARGENT - IN220 (PoE)	T2.12	115 - TRAD.	SINGLE LEAF	A106A - MDF	1/T6.04	
AC-A114	BUILDING A	U1	SARGENT - IN220 (PoE)	T2.12	116 - TRAD.	SINGLE LEAF	A106A - MDF	1/T6.04	
AC-A115	BUILDING A	U1	SARGENT - IN220 (PoE)	T2.12	117 - TRAD.	SINGLE LEAF	A106A - MDF	1/T6.04	
AC-A116	BUILDING A	U1	SARGENT - IN220 (PoE)	T2.12	118 - TRAD.	SINGLE LEAF	A106A - MDF	1/T6.04	
AC-A117	BUILDING A	U1	SARGENT - IN220 (PoE)	T2.12	119 - TRAD.	SINGLE LEAF	A106A - MDF	1/T6.04	
AC-A118	BUILDING A	U1	SARGENT - IN220 (PoE)	T2.12	120 - TRAD.	SINGLE LEAF	A106A - MDF	1/T6.04	
AC-A119	BUILDING A	U1	SARGENT - IN220 (PoE)	T2.12	121 - TRAD.	SINGLE LEAF	A106A - MDF	1/T6.04	
AC-A120	BUILDING A	U1	SARGENT - IN220 (PoE)	T2.12	122 - TRAD.	SINGLE LEAF	A106A - MDF	1/T6.04	
AC-A121	BUILDING A	U1	SARGENT - IN220 (PoE)	T2.11	133 - SEMI-SUITE	SINGLE LEAF	A106A - MDF	1/T6.04	
AC-A122	BUILDING A	U1	SARGENT - IN220 (PoE)	T2.11	134 - SEMI-SUITE	SINGLE LEAF	A106A - MDF	1/T6.04	
AC-A123	BUILDING A	U1	SARGENT - IN220 (PoE)	T2.11	135 - SEMI-SUITE	SINGLE LEAF	A106A - MDF	1/T6.04	
AC-A124	BUILDING A	U1	SARGENT - IN220 (PoE)	T2.11	136 - SEMI-SUITE	SINGLE LEAF	A106A - MDF	1/T6.04	
AC-A125	BUILDING A	U1	SARGENT - IN220 (PoE)	T2.11	137 - SEMI-SUITE	SINGLE LEAF	A106A - MDF	1/T6.04	
AC-A126	BUILDING A	U1	SARGENT - IN220 (PoE)	T2.11	138 - SEMI-SUITE	SINGLE LEAF	A106A - MDF	1/T6.04	
AC-A127	BUILDING A	U1	SARGENT - IN220 (PoE)	T2.11	139 - SEMI-SUITE	SINGLE LEAF	A106A - MDF	1/T6.04	
AC-A128	BUILDING A	U1	SARGENT - IN220 (PoE)	T2.11	140 - SEMI-SUITE	SINGLE LEAF	A106A - MDF	1/T6.04	
AC-A129	BUILDING A	U1	SARGENT - IN220 (PoE)	T2.11	141 - SEMI-SUITE	SINGLE LEAF	A106A - MDF	1/T6.04	
AC-A130	BUILDING A	U1	SARGENT - IN220 (PoE)	T2.11	142 - SEMI-SUITE	SINGLE LEAF	A106A - MDF	1/T6.04	
AC-A131	BUILDING A	R11.5	HID - RP40	T2.11	A100 - LOBBY	DOUBLE LEAF	A106A - MDF		MOUNT CARD READER ON DOOR ACTUATOR BOLLARD
AC-A132	BUILDING A	A100A|1	HID - RP40	T2.12	A100A - SOCIAL LOUNGE	DOUBLE LEAF	A106A - MDF	4/T6.04	
AC-A134	BUILDING A	A102|1	SARGENT - IN220 (PoE)	T2.12	A102 - LAUNDRY	SINGLE LEAF	A106A - MDF	1/T6.04	
AC-A135	BUILDING A	A103|1	SARGENT - IN220 (PoE)	T2.12	A103 - JAN	SINGLE LEAF	A106A - MDF	1/T6.04	
AC-A136	BUILDING A	A106A|1	SARGENT - IN220 (PoE)	T2.12	A106A - MDF	SINGLE LEAF	A106A - MDF	1/T6.04	
AC-A137	BUILDING A	A106B|2	HID - RP40	T2.11	A106B - ELEC ROOM	DOUBLE LEAF	A106A - MDF	4/T6.04	
AC-A138	BUILDING A	A110|1	SARGENT - IN220 (PoE)	T2.12	A110 - STORAGE	SINGLE LEAF	A106A - MDF	1/T6.04	
AC-A139	BUILDING A	A123|1	SARGENT - IN220 (PoE)	T2.12	A123 - TRASH CLOSET	SINGLE LEAF	A106A - MDF	1/T6.04	
AC-A141	BUILDING A	A130|1	SARGENT - IN220 (PoE)	T2.11	A130 - WORK RM.	SINGLE LEAF	A106A - MDF	1/T6.04	
AC-A142	BUILDING A	A131|1	SARGENT - IN220 (PoE)	T2.11	A131 - MEETING ROOM	SINGLE LEAF	A106A - MDF	1/T6.04	
AC-A143	BUILDING A	A143|1	SARGENT - IN220 (PoE)	T2.11	A143 - TRASH RM.	SINGLE LEAF	A106A - MDF	1/T6.04	
AC-A144	BUILDING A	C11|3	HID - RP40	T2.12	C11 - CORRIDOR	SINGLE LEAF	A106A - MDF	3/T6.04	
AC-A145	BUILDING A	C21|2	SARGENT - IN120 (WiFi)	T2.11	C21 - CORRIDOR	SINGLE LEAF	A106A - MDF	1/T6.04	
AC-A146	BUILDING A	S21|1	SARGENT - IN220 (PoE)	T2.11	S21 - STAIR #2	SINGLE LEAF	A106A - MDF	1/T6.04	
AC-B101	BUILDING B	U1	SARGENT - IN220 (PoE)	T2.13	151 - C1 STUDIO - M	SINGLE LEAF	B150C - MDF	1/T6.04	
AC-B102	BUILDING B	U1	SARGENT - IN220 (PoE)	T2.13	152 - C1 STUDIO - COMM	SINGLE LEAF	B150C - MDF	1/T6.04	
AC-B103	BUILDING B	U1	SARGENT - IN220 (PoE)	T2.13	153 - C1 STUDIO	SINGLE LEAF	B150C - MDF	1/T6.04	
AC-B104	BUILDING B	U1	SARGENT - IN220 (PoE)	T2.13	154 - C1 STUDIO	SINGLE LEAF	B150C - MDF	1/T6.04	
AC-B105	BUILDING B	U1	SARGENT - IN220 (PoE)	T2.13	155 - C1 STUDIO	SINGLE LEAF	B150C - MDF	1/T6.04	
AC-B106	BUILDING B	U1	SARGENT - IN220 (PoE)	T2.13	156 - C1 STUDIO	SINGLE LEAF	B150C - MDF	1/T6.04	
AC-B107	BUILDING B	U1	SARGENT - IN220 (PoE)	T2.13	157 - C1 STUDIO	SINGLE LEAF	B150C - MDF	1/T6.04	
AC-B108	BUILDING B	U1	SARGENT - IN220 (PoE)	T2.13	158 - C1 STUDIO	SINGLE LEAF	B150C - MDF	1/T6.04	
AC-B109	BUILDING B	U1	SARGENT - IN220 (PoE)	T2.13	159 - C1 STUDIO	SINGLE LEAF	B150C - MDF	1/T6.04	
AC-B110	BUILDING B	U1	SARGENT - IN220 (PoE)	T2.13	160 - C1 STUDIO	SINGLE LEAF	B150C - MDF	1/T6.04	
AC-B111	BUILDING B	U1	SARGENT - IN220 (PoE)	T2.13	161 - C1 STUDIO	SINGLE LEAF	B150C - MDF	1/T6.04	
AC-B112	BUILDING B	U1	SARGENT - IN220 (PoE)	T2.13	162 - C1 STUDIO	SINGLE LEAF	B150C - MDF	1/T6.04	
AC-B113	BUILDING B	U7	SARGENT - IN220 (PoE)	T2.13	163 - C1 STUDIO	SINGLE LEAF	B150C - MDF	1/T6.04	
AC-B114	BUILDING B	B250D|2	SARGENT - IN220 (PoE)	T2.13	164 - C1 STUDIO	SINGLE LEAF	B150C - MDF	1/T6.04	
AC-B115	BUILDING B	R11|26	SARGENT - IN220 (PoE)	T2.13	165 - C1 STUDIO	SINGLE LEAF	B150C - MDF	1/T6.04	
AC-B116	BUILDING B	R11|25	SARGENT - IN220 (PoE)	T2.13	166 - C1 STUDIO	SINGLE LEAF	B150C - MDF	1/T6.04	
AC-B117	BUILDING B	1340	SARGENT - IN220 (PoE)	T2.13	167 - RES DIR - M/COMM	SINGLE LEAF	B150C - MDF	1/T6.04	
AC-B118	BUILDING B	B150|1	HID - RP40	T2.13	B150 - LOUNGE	DOUBLE LEAF	B150C - MDF		MOUNT CARD READER ON DOOR ACTUATOR BOLLARD
AC-B119	BUILDING B	B150A|1	SARGENT - IN220 (PoE)	T2.13	B150A - PLAY ROOM	SINGLE LEAF	B150C - MDF	1/T6.04	
AC-B120	BUILDING B	A130|10	SARGENT - IN220 (PoE)	T2.13	B150C - MDF	SINGLE LEAF	B150C - MDF	1/T6.04	
AC-B121	BUILDING B	C31|2	HID - RP40	T2.13	C31 - CORRIDOR	SINGLE LEAF	B150C - MDF	3/T6.04	
AC-B122	BUILDING B		HID - RP40	T2.11	PASSAGEWAY GATE	DOUBLE LEAF	B150C - MDF	4/T6.04	
CREDENTIAL READER: 66									
INTERCOM									
IC-A101	BUILDING A	R11.5	AIPHONE - IX-DVF	T2.11	A100 - LOBBY	DOUBLE LEAF	A106A - MDF		
IC-A102	BUILDING A		AIPHONE - IX-MV7	T2.11	A100 - LOBBY (SECURITY DESK)	DOUBLE LEAF	A106A - MDF		
INTERCOM: 2									
LEVEL 2									
CREDENTIAL READER									
AC-A201	BUILDING A	U1	SARGENT - IN220 (PoE)	T2.22	20 - TRAD. - M	SINGLE LEAF	A202C - ELEC RM	1/T6.04	
AC-A202	BUILDING A	U1	SARGENT - IN220 (PoE)	T2.22	201 - SEMI-SUITE	SINGLE LEAF	A202C - ELEC RM	1/T6.04	
AC-A203	BUILDING A	S31.19	SARGENT - IN220 (PoE)	T2.22	202 - SEMI-SUITE	SINGLE LEAF	A202C - ELEC RM	1/T6.04	
AC-A204	BUILDING A	U1	SARGENT - IN220 (PoE)	T2.22	203 - SEMI-SUITE	SINGLE LEAF	A202C - ELEC RM	1/T6.04	
AC-A205	BUILDING A	A31.18	SARGENT - IN220 (PoE)	T2.22	204 - SEMI-SUITE	SINGLE LEAF	A202C - ELEC RM	1/T6.04	
AC-A206	BUILDING A	U1	SARGENT - IN220 (PoE)	T2.22	205 - SEMI-SUITE - COMM	SINGLE LEAF	A202C - ELEC RM	1/T6.04	
AC-A207	BUILDING A	A31.7	SARGENT - IN220 (PoE)	T2.22	206 - SEMI-SUITE	SINGLE LEAF	A202C - ELEC RM	1/T6.04	
AC-A208	BUILDING A	U1	SARGENT - IN220 (PoE)	T2.22	208 - TRAD. - COMM	SINGLE LEAF	A202C - ELEC RM	1/T6.04	
AC-A209	BUILDING A	U1	SARGENT - IN220 (PoE)	T2.22	209 - + TRAD.	SINGLE LEAF	A202C - ELEC RM	1/T6.04	
AC-A210	BUILDING A	U1	SARGENT - IN220 (PoE)	T2.22	210 - TRAD.	SINGLE LEAF	A202C - ELEC RM	1/T6.04	
AC-A211	BUILDING A	U1	SARGENT - IN220 (PoE)	T2.22	211 - TRAD.	SINGLE LEAF	A202C - ELEC RM	1/T6.04	
AC-A212	BUILDING A	U1	SARGENT - IN220 (PoE)	T2.22	212 - TRAD.	SINGLE LEAF	A202C - ELEC RM	1/T6.04	
AC-A213	BUILDING A	U1	SARGENT - IN220 (PoE)	T2.22	213 - TRAD.	SINGLE LEAF	A202C - ELEC RM	1/T6.04	
AC-A214	BUILDING A	U1	SARGENT - IN220 (PoE)	T2.22	214 - TRAD.	SINGLE LEAF	A202C - ELEC RM	1/T6.04	
AC-A215	BUILDING A	U1	SARGENT - IN220 (PoE)	T2.22	215 - TRAD.	SINGLE LEAF	A202C - ELEC RM	1/T6.04	
AC-A216	BUILDING A	U1	SARGENT - IN220 (PoE)	T2.22	216 - TRAD.	SINGLE LEAF	A202C - ELEC RM	1/T6.04	
AC-A217	BUILDING A	U1	SARGENT - IN220 (PoE)	T2.22	217 - TRAD.	SINGLE LEAF	A202C - ELEC RM	1/T6.04	
AC-A218	BUILDING A	U1	SARGENT - IN220 (PoE)	T2.22	218 - TRAD.	SINGLE LEAF	A202C - ELEC RM	1/T6.04	
AC-A219	BUILDING A	U1	SARGENT - IN220 (PoE)	T2.22	219 - TRAD.	SINGLE LEAF	A202C - ELEC RM	1/T6.04	
AC-A220	BUILDING A	U1	SARGENT - IN220 (PoE)	T2.22	220 - TRAD.	SINGLE LEAF	A202C - ELEC RM	1/T6.04	
AC-A221	BUILDING A	U1	SARGENT - IN220 (PoE)	T2.22	221 - TRAD.	SINGLE LEAF	A202C - ELEC RM	1/T6.04	
AC-A222	BUILDING A	U1	SARGENT - IN220 (PoE)	T2.22	222 - TRAD.	SINGLE LEAF	A202C - ELEC RM	1/T6.04	
AC-A223	BUILDING A	U1	SARGENT - IN220 (PoE)	T2.22	223 - TRAD. - COMM	SINGLE LEAF	A202C - ELEC RM	1/T6.04	
AC-A224	BUILDING A	U1	SARGENT - IN220 (PoE)	T2.21	231 - SEMI-SUITE - M	SINGLE LEAF	A202C - ELEC RM	1/T6.04	
AC-A225	BUILDING A	S31.16	SARGENT - IN220 (PoE)	T2.21	232 - SEMI-SUITE - COMM	SINGLE LEAF	A202C - ELEC RM	1/T6.04	
AC-A226	BUILDING A	U1	SARGENT - IN220 (PoE)	T2.21	233 - SEMI-SUITE	SINGLE LEAF	A202C - ELEC RM	1/T6.04	
AC-A227	BUILDING A	S31.21	SARGENT - IN220 (PoE)	T2.21	234 - SEMI-SUITE	SINGLE LEAF	A202C - ELEC RM	1/T6.04	
AC-A228	BUILDING A	U1	SARGENT - IN220 (PoE)	T2.21	235 - SEMI-SUITE	SINGLE LEAF	A202C - ELEC RM	1/T6.04	
AC-A229	BUILDING A	S31.22	SARGENT - IN220 (PoE)	T2.21	236 - SEMI-SUITE	SINGLE LEAF	A202C - ELEC RM	1/T6.04	
AC-A230	BUILDING A	U1	SARGENT - IN220 (PoE)	T2.21	237 - SEMI-SUITE	SINGLE LEAF	A202C - ELEC RM	1/T6.04	
AC-A231	BUILDING A	S31.23	SARGENT - IN220 (PoE)	T2.21	238 - SEMI-SUITE	SINGLE LEAF	A202C - ELEC RM	1/T6.04	
AC-A232	BUILDING A	U1	SARGENT - IN220 (PoE)	T2.21	239 - SEMI-SUITE	SINGLE LEAF	A202C - ELEC RM	1/T6.04	
AC-A233	BUILDING A	S31.24	SARGENT - IN220 (PoE)	T2.21	240 - SEMI-SUITE	SINGLE LEAF	A202C - ELEC RM	1/T6.04	
AC-A234	BUILDING A	U1	SARGENT - IN220 (PoE)	T2.21	241 - SEMI-SUITE	SINGLE LEAF	A202C - ELEC RM	1/T6.04	
AC-A235	BUILDING A	S31.30	SARGENT - IN220 (PoE)	T2.21	242 - SEMI-SUITE	SINGLE LEAF	A202C - ELEC RM	1/T6.04	
AC-A236	BUILDING A	A200A|1	SARGENT - IN220 (PoE)	T2.21	A200A - COMMON KITCHEN	SINGLE LEAF	A202C - ELEC RM	1/T6.04	
AC-A237	BUILDING A	A200B|1	SARGENT - IN220 (PoE)	T2.22	A200B - STUDY RM	SINGLE LEAF	A202C - ELEC RM	1/T6.04	
AC-A238	BUILDING A	A243|1	SARGENT - IN220 (PoE)	T2.21	A243 - TRASH VESTIBULE	SINGLE LEAF	A202C - ELEC RM	1/T6.04	
AC-A239	BUILDING A	A244|1	SARGENT - IN220 (PoE)	T2.21	A244 - LAUNDRY	SINGLE LEAF	A202C - ELEC RM	1/T6.04	
AC-A240	BUILDING A	U16	HID - RPK40	T2.21	C22 - CORRIDOR	SINGLE LEAF	A202C - ELEC RM	3/T6.04	
AC-B201	BUILDING B	U1	SARGENT - IN220 (PoE)	T2.23	251 - STUDIO - M	SINGLE LEAF	B250C - MDF	1/T6.04	
AC-B202	BUILDING B	U1	SARGENT - IN220 (PoE)	T2.23	252 - STUIDO - COMM	SINGLE LEAF	B250C - MDF	1/T6.04	
AC-B203	BUILDING B	U1	SARGENT - IN220 (PoE)	T2.23	253 - STUDIO	SINGLE LEAF	B250C - MDF	1/T6.04	
AC-B204	BUILDING B	U1	SARGENT - IN220 (PoE)	T2.23	254 - STUDIO	SINGLE LEAF	B250C - MDF	1/T6.04	
AC-B205	BUILDING B	S31.130	SARGENT - IN220 (PoE)	T2.23	255 - STUDIO	SINGLE LEAF	B250C - MDF	1/T6.04	
AC-B206	BUILDING B	U1	SARGENT - IN220 (PoE)	T2.23	256 - STUDIO	SINGLE LEAF	B250C - MDF	1/T6.04	
AC-B207	BUILDING B	S31-128	SARGENT - IN220 (PoE)	T2.23	257 - STUDIO	SINGLE LEAF	B250C - MDF	1/T6.04	
AC-B208	BUILDING B	U1	SARGENT - IN220 (PoE)	T2.23	258 - STUDIO	SINGLE LEAF	B250C - MDF	1/T6.04	
AC-B209	BUILDING B	S31.132	SARGENT - IN220 (PoE)	T2.23	259 - STUDIO	SINGLE LEAF	B250C - MDF	1/T6.04	
AC-B210	BUILDING B	U1	SARGENT - IN220 (PoE)	T2.23	260 - STUDIO	SINGLE LEAF	B250C - MDF	1/T6.04	
AC-B211	BUILDING B	S31.134	SARGENT - IN220 (PoE)	T2.23	261 - STUDIO	SINGLE LEAF	B250C - MDF	1/T6.04	
AC-B212	BUILDING B	U1	SARGENT - IN220 (PoE)	T2.23	262 - STUDIO	SINGLE LEAF	B250C - MDF	1/T6.04	
AC-B213	BUILDING B	S31.136	SARGENT - IN220 (PoE)	T2.23	263 - STUDIO	SINGLE LEAF	B250C - MDF	1/T6.04	
AC-B214	BUILDING B	U1	SARGENT - IN220 (PoE)	T2.23	264 - STUDIO	SINGLE LEAF	B250C - MDF	1/T6.04	
AC-B215	BUILDING B	S31.138	SARGENT - IN220 (PoE)	T2.23	265 - STUDIO	SINGLE LEAF	B250C - MDF	1/T6.04	
AC-B216	BUILDING B	U1	SARGENT - IN220 (PoE)	T2.23	266 - STUDIO	SINGLE LEAF	B250C - MDF	1/T6.04	

ACCESS CONTROL SCHEDULE

READER #	BUILDING NAME	DOOR #	BASIS OF DESIGN	REF. SHEET #	CONTROLLED SPACE	DOOR CONFIGURATION	REFERENCED IDF	DETAIL REFERENCE	NOTES
AC-B217	BUILDING B	U1	SARGENT - IN220 (PoE)	T2.23	267 - STUDIO - COMM	SINGLE LEAF	B250C - MDF	1/T6.04	
AC-B218	BUILDING B	B250|1	HID - RPK40	T2.23	B250 - LOUNGE	SINGLE LEAF	B250C - MDF	3/T6.04	
AC-B219	BUILDING B	B250A|1	SARGENT - IN220 (PoE)	T2.23	B250A - STUDY	SINGLE LEAF	B250C - MDF	1/T6.04	
AC-B220	BUILDING B	B250C|1	SARGENT - IN220 (PoE)	T2.23	B250C - MDF	SINGLE LEAF	B250C - MDF	1/T6.04	
CREDENTIAL READER: 60									
LEVEL 3									
(SDC) SECURITY DOOR CONTACT									
DC-301	BUILDING ABUILDING A	A300|1	CARRIER - DC-148	T2.31	A300 - SOCIAL LOUNGE	SINGLE LEAF - NANA WALL	A302C - ELECTRICAL		COORDINATE INSTALLATION WITH NANA WALL CONTRACTOR.
(SDC) SECURITY DOOR CONTACT: 1									
CREDENTIAL READER									
AC-A301	BUILDING A	U1	SARGENT - IN220 (PoE)	T2.32	301 - SEMI-SUITE	SINGLE LEAF	A302C - ELECTRICAL	1/T6.04	
AC-A302	BUILDING A	S31.17	SARGENT - IN220 (PoE)	T2.32	302 - SEMI-SUITE	SINGLE LEAF	A302C - ELECTRICAL	1/T6.04	
AC-A303	BUILDING A	U1	SARGENT - IN220 (PoE)	T2.32	303 - SEMI-SUITE	SINGLE LEAF	A302C - ELECTRICAL	1/T6.04	
AC-A304	BUILDING A	S31.10	SARGENT - IN220 (PoE)	T2.32	304 - SEMI-SUITE	SINGLE LEAF	A302C - ELECTRICAL	1/T6.04	
AC-A305	BUILDING A	U1	SARGENT - IN220 (PoE)	T2.32	305 - SEMI-SUITE COMM	SINGLE LEAF	A302C - ELECTRICAL	1/T6.04	
AC-A306	BUILDING A	S31-111	SARGENT - IN220 (PoE)	T2.32	306 - SEMI-SUITE	SINGLE LEAF	A302C - ELECTRICAL	1/T6.04	
AC-A307	BUILDING A	U1	SARGENT - IN220 (PoE)	T2.32	307 - TRAD. M/COMM	SINGLE LEAF	A302C - ELECTRICAL	1/T6.04	
AC-A308	BUILDING A	U1	SARGENT - IN220 (PoE)	T2.32	308 - TRAD. COMM	SINGLE LEAF	A302C - ELECTRICAL	1/T6.04	
AC-A309	BUILDING A	U1	SARGENT - IN220 (PoE)	T2.32	309 - TRAD.	SINGLE LEAF	A302C - ELECTRICAL	1/T6.04	
AC-A310	BUILDING A	U1	SARGENT - IN220 (PoE)	T2.32	310 - TRAD.	SINGLE LEAF	A302C - ELECTRICAL	1/T6.04	
AC-A311	BUILDING A	U1	SARGENT - IN220 (PoE)	T2.32	311 - TRAD.	SINGLE LEAF	A302C - ELECTRICAL	1/T6.04	
AC-A312	BUILDING A	U1	SARGENT - IN220 (PoE)	T2.32	312 -TRAD.	SINGLE LEAF	A302C - ELECTRICAL	1/T6.04	
AC-A313	BUILDING A	U1	SARGENT - IN220 (PoE)	T2.32	313 - TRAD.	SINGLE LEAF	A302C - ELECTRICAL	1/T6.04	
AC-A314	BUILDING A	U1	SARGENT - IN220 (PoE)	T2.32	314 - TRAD.	SINGLE LEAF	A302C - ELECTRICAL	1/T6.04	
AC-A315	BUILDING A	U1	SARGENT - IN220 (PoE)	T2.32	315 - TRAD.	SINGLE LEAF	A302C - ELECTRICAL	1/T6.04	
AC-A316	BUILDING A	U1	SARGENT - IN220 (PoE)	T2.32	316 - TRAD.	SINGLE LEAF	A302C - ELECTRICAL	1/T6.04	
AC-A317	BUILDING A	U1	SARGENT - IN220 (PoE)	T2.32	317 - TRAD.	SINGLE LEAF	A302C - ELECTRICAL	1/T6.04	
AC-A318	BUILDING A	U1	SARGENT - IN220 (PoE)	T2.32	318 - TRAD.	SINGLE LEAF	A302C - ELECTRICAL	1/T6.04	
AC-A319	BUILDING A	U1	SARGENT - IN220 (PoE)	T2.32	319 - TRAD.	SINGLE LEAF	A302C - ELECTRICAL	1/T6.04	
AC-A320	BUILDING A	U1	SARGENT - IN220 (PoE)	T2.32	320 - TRAD.	SINGLE LEAF	A302C - ELECTRICAL	1/T6.04	
AC-A321	BUILDING A	U1	SARGENT - IN220 (PoE)	T2.32	321 - TRAD.	SINGLE LEAF	A302C - ELECTRICAL	1/T6.04	
AC-A322	BUILDING A	U1	SARGENT - IN220 (PoE)	T2.32	322 - TRAD.	SINGLE LEAF	A302C - ELECTRICAL	1/T6.04	
AC-A323	BUILDING A	S31.15	SARGENT - IN220 (PoE)	T2.32	323 - TRAD.	SINGLE LEAF	A302C - ELECTRICAL	1/T6.04	
AC-A324	BUILDING A	U7	SARGENT - IN220 (PoE)	T2.31	331 - SEMI-SUITE - M	SINGLE LEAF	A302C - ELECTRICAL	1/T6.04	
AC-A325	BUILDING A	S31.20	SARGENT - IN220 (PoE)	T2.31	332 - SEMI-SUITE - COMM	SINGLE LEAF	A302C - ELECTRICAL	1/T6.04	
AC-A326	BUILDING A	U1	SARGENT - IN220 (PoE)	T2.31	333 - SEMI-SUITE	SINGLE LEAF	A302C - ELECTRICAL	1/T6.04	
AC-A327	BUILDING A	S31.12	SARGENT - IN220 (PoE)	T2.31	334 - SEMI-SUITE	SINGLE LEAF	A302C - ELECTRICAL	1/T6.04	
AC-A328	BUILDING A	U1	SARGENT - IN220 (PoE)	T2.31	335 - SEMI-SUITE	SINGLE LEAF	A302C - ELECTRICAL	1/T6.04	
AC-A329	BUILDING A	S31.13	SARGENT - IN220 (PoE)	T2.31	336 - SEMI-SUITE	SINGLE LEAF	A302C - ELECTRICAL	1/T6.04	
AC-A330	BUILDING A	U1	SARGENT - IN220 (PoE)	T2.31	337 - SEMI-SUITE	SINGLE LEAF	A302C - ELECTRICAL	1/T6.04	
AC-A331	BUILDING A	S31.14	SARGENT - IN220 (PoE)	T2.31	338 - SEMI-SUITE	SINGLE LEAF	A302C - ELECTRICAL	1/T6.04	
AC-A332	BUILDING A	U1	SARGENT - IN220 (PoE)	T2.31	339 - SEMI-SUITE	SINGLE LEAF	A302C - ELECTRICAL	1/T6.04	
AC-A333	BUILDING A	S31.15	SARGENT - IN220 (PoE)	T2.31	340 - SEMI-SUITE	SINGLE LEAF	A302C - ELECTRICAL	1/T6.04	
AC-A334	BUILDING A	U1	SARGENT - IN220 (PoE)	T2.31	341 - SEMI-SUITE	SINGLE LEAF	A302C - ELECTRICAL	1/T6.04	
AC-A335	BUILDING A	S31.31	SARGENT - IN220 (PoE)	T2.31	342 - SEMI-SUITE	SINGLE LEAF	A302C - ELECTRICAL	1/T6.04	
AC-A336	BUILDING A	A300A|1	SARGENT - IN220 (PoE)	T2.31	A300A - COMMON KITCHEN	SINGLE LEAF	A302C - ELECTRICAL	1/T6.04	
AC-A337	BUILDING A	A300B|1	SARGENT - IN220 (PoE)	T2.32	A300B - STUDY RM	SINGLE LEAF	A302C - ELECTRICAL	1/T6.04	
AC-A338	BUILDING A	A110|5	SARGENT - IN220 (PoE)	T2.31	A343 - TRASH VESTIBULE	SINGLE LEAF	A302C - ELECTRICAL	1/T6.04	
AC-A339	BUILDING A	A346|1	HID - RPK40	T2.31	C23 - CORRIDOR	SINGLE LEAF	A302C - ELECTRICAL	3/T6.04	
AC-B301	BUILDING B	U17	SARGENT - IN220 (PoE)	T2.33	351 - STUDIO - M	SINGLE LEAF	B350C - MDF	1/T6.04	
AC-B302	BUILDING B	U1	SARGENT - IN220 (PoE)	T2.33	352 - STUDIO - COMM	SINGLE LEAF	B350C - MDF	1/T6.04	
AC-B303	BUILDING B	U1	SARGENT - IN220 (PoE)	T2.33	353 - STUDIO	SINGLE LEAF	B350C - MDF	1/T6.04	
AC-B304	BUILDING B	U1	SARGENT - IN220 (PoE)	T2.33	354 - STUDIO	SINGLE LEAF	B350C - MDF	1/T6.04	
AC-B305	BUILDING B	U1	SARGENT - IN220 (PoE)	T2.33	355 - STUDIO	SINGLE LEAF	B350C - MDF	1/T6.04	
AC-B306	BUILDING B	U1	SARGENT - IN220 (PoE)	T2.33	356 - STUDIO	SINGLE LEAF	B350C - MDF	1/T6.04	
AC-B307	BUILDING B	U1	SARGENT - IN220 (PoE)	T2.33	357 - STUDIO	SINGLE LEAF	B350C - MDF	1/T6.04	
AC-B308	BUILDING B	U1	SARGENT - IN220 (PoE)	T2.33	358 - STUDIO	S

12/22/2023 8:36:11 AM Autodesk Docs://Compton College Student Housing/Compton College Student Housing_AVITS.rvt

SECURITY CAMERA SCHEDULE

CAMERA #	BASIS OF DESIGN	REF. SHEET #	MOUNTING TYPE	ROOM # - ROOM NAME	REF. BDF/MDF/IDF ROOM #	DETAIL REFERENCE	NOTES
LEVEL 1							
SC-A101	ILLUSTRA - IFS16-M10-OIA4	T2.11	CEILING SURFACE	A100 - LOBBY	A106A - MDF	3/T6.06	DUAL SENSOR CAMERA
SC-A102	ILLUSTRA - IFS04-D12-ITA4	T2.11	CEILING SURFACE	A100 - SOCIAL LOUNGE	A106A - MDF	3/T6.06	
SC-A103	ILLUSTRA - IFS04-D12-ITA4	T2.12	CEILING SURFACE	A100A - SOCIAL LOUNGE	A106A - MDF	3/T6.06	
SC-A104	ILLUSTRA - IFS04-D12-ITA4	T2.11	CEILING SURFACE	A100B - MAIL RM.	A106A - MDF	3/T6.06	
SC-A105	ILLUSTRA - IFS04-D12-ITA4	T2.11	CEILING SURFACE	A100C - PACKAGES	A106A - MDF	3/T6.06	
SC-A106	ILLUSTRA - IFS04-D12-ITA4	T2.12	CEILING SURFACE	A101 - GRAB N GO	A106A - MDF	3/T6.06	
SC-A107	ILLUSTRA - IFS04-D12-ITA4	T2.12	CEILING SURFACE	A102 - LAUNDRY	A106A - MDF	3/T6.06	
SC-A108	ILLUSTRA - IFS04-D12-ITA4	T2.13	CEILING PENDANT	A106A - MDF	A106A - MDF	5/T6.06	
SC-A109	ILLUSTRA - IFS04-D12-ITA4	T2.12	CEILING SURFACE	C11 - CORRIDOR	A106A - MDF	3/T6.06	
SC-A110	ILLUSTRA - IFS16-M10-OIA4	T2.12	CEILING SURFACE	C11 - CORRIDOR	A106A - MDF	3/T6.06	DUAL SENSOR CAMERA
SC-A111	ILLUSTRA - IFS04-D12-ITA4	T2.12	CEILING SURFACE	C11 - CORRIDOR	A106A - MDF	3/T6.06	
SC-A112	ILLUSTRA - IFS16-M10-OIA4	T2.11	CEILING SURFACE	C21 - CORRIDOR	A106A - MDF	3/T6.06	DUAL SENSOR CAMERA
SC-A113	ILLUSTRA - IFS04-D12-ITA4	T2.12	CEILING SURFACE	ELEV-1	A106A - MDF	3/T6.06	COORDINATE TRAVELING CABLE REQUIREMENTS WITH ELEVATOR PROVIDER
SC-A114	ILLUSTRA - IFS04-D12-ITA4	T2.12	CEILING SURFACE	ELEV-2	A106A - MDF	3/T6.06	COORDINATE TRAVELING CABLE REQUIREMENTS WITH ELEVATOR PROVIDER
SC-A115	ILLUSTRA - IPS32-M13-OIA4	T2.11	WALL PENDANT	EXTERIOR	A106A - MDF	1/T6.06	270° MULTISENSOR CAMERA
SC-A116	ILLUSTRA - IPS32-M13-OIA4	T2.11	WALL PENDANT	EXTERIOR	A106A - MDF	1/T6.06	270° MULTISENSOR CAMERA
SC-A117	ILLUSTRA - IPS32-M13-OIA4	T2.11	WALL PENDANT	EXTERIOR	A106A - MDF	1/T6.06	180° MULTISENSOR CAMERA
SC-A118	ILLUSTRA - IPS32-M13-OIA4	T2.11	WALL PENDANT	EXTERIOR	A106A - MDF	1/T6.06	180° MULTISENSOR CAMERA
SC-A119	ILLUSTRA - IFS08- D13-OIA4	T2.11	WALL SURFACE	EXTERIOR	A106A - MDF	2/T6.06	
SC-A120	ILLUSTRA - IPS32-M13-OIA4	T2.12	WALL PENDANT	EXTERIOR	A106A - MDF	1/T6.06	270° MULTISENSOR CAMERA
SC-A121	ILLUSTRA - IPS32-M13-OIA4	T2.12	WALL PENDANT	EXTERIOR	A106A - MDF	1/T6.06	270° MULTISENSOR CAMERA
SC-A122	ILLUSTRA - IFS08- D13-OIA4	T2.11	WALL SURFACE	EXTERIOR	A106A - MDF	2/T6.06	
SC-A123	ILLUSTRA - IPS32-M13-OIA4	T2.12	WALL PENDANT	EXTERIOR	A106A - MDF	1/T6.06	180° MULTISENSOR CAMERA
SC-A124	ILLUSTRA - IFS08- D13-OIA4	T2.11	WALL SURFACE	EXTERIOR	A106A - MDF	2/T6.06	
SC-A125	ILLUSTRA - IFS04-D12-ITA4	T2.11	CEILING SURFACE	NORTHWEST EXTERIOR	A106A - MDF	3/T6.06	
SC-A126	ILLUSTRA - IFS04-D12-ITA4	T2.11	CEILING SURFACE	S11 - STAIR #1	A106A - MDF	3/T6.06	
SC-A127	ILLUSTRA - IFS08- D13-OIA4	T2.11	WALL SURFACE	S21 - STAIR #2	A106A - MDF	2/T6.06	
SC-A128	ILLUSTRA - IFS08- D13-OIA4	T2.12	WALL SURFACE	S31 - STAIR #3	A106A - MDF	2/T6.06	
SC-B101	ILLUSTRA - IFS08- D13-OIA4	T2.13	WALL SURFACE	S41 - STAIR #4	B150C - MDF	2/T6.06	
SC-B102	ILLUSTRA - IFS04-D12-ITA4	T2.13	CEILING SURFACE	B150 - LOUNGE	B150C - MDF	3/T6.06	
SC-B103	ILLUSTRA - IFS04-D12-ITA4	T2.13	CEILING SURFACE	B150 - LOUNGE	B150C - MDF	3/T6.06	
SC-B104	ILLUSTRA - IFS04-D12-ITA4	T2.13	CEILING PENDANT	B150A - PLAY ROOM	B150C - MDF	5/T6.06	
SC-B105	ILLUSTRA - IFS04-D12-ITA4	T2.13	CEILING PENDANT	B150C - MDF	B150C - MDF	5/T6.06	
SC-B106	ILLUSTRA - IFS04-D12-ITA4	T2.13	CEILING SURFACE	C21 - CORRIDOR	B150C - MDF	3/T6.06	
SC-B107	ILLUSTRA - IFS16-M10-OIA4	T2.13	CEILING SURFACE	C21 - CORRIDOR	B150C - MDF	3/T6.06	DUAL SENSOR CAMERA
SC-B108	ILLUSTRA - IFS04-D12-ITA4	T2.13	CEILING SURFACE	C21 - CORRIDOR	B150C - MDF	3/T6.06	
SC-B109	ILLUSTRA - IFS04-D12-ITA4	T2.13	CEILING SURFACE	ELEV-3	B150C - MDF	3/T6.06	
SC-B110	ILLUSTRA - IPS32-M13-OIA4	T2.12	WALL PENDANT	EXTERIOR	B150C - MDF	1/T6.06	180° MULTISENSOR CAMERA
SC-B111	ILLUSTRA - IPS32-M13-OIA4	T2.12	WALL PENDANT	EXTERIOR	B150C - MDF	1/T6.06	270° MULTISENSOR CAMERA
SC-B112	ILLUSTRA - IPS32-M13-OIA4	T2.12	WALL PENDANT	EXTERIOR	B150C - MDF	1/T6.06	180° MULTISENSOR CAMERA
SC-B113	ILLUSTRA - IFS08- D13-OIA4	T2.12	WALL SURFACE	EXTERIOR	B150C - MDF	2/T6.06	
SC-B114	ILLUSTRA - IFS08- D13-OIA4	T2.12	WALL SURFACE	EXTERIOR	B150C - MDF	2/T6.06	
SC-B115	ILLUSTRA - IPS32-M13-OIA4	T2.12	WALL PENDANT	EXTERIOR	B150C - MDF	1/T6.06	270° MULTISENSOR CAMERA
SC-B116	ILLUSTRA - IFS04-D12-ITA4	T2.13	CEILING SURFACE	NORTH EXTERIOR	B150C - MDF	3/T6.06	
LEVEL 1: 44							
LEVEL 2							
SC-A201	ILLUSTRA - IFS04-D12-ITA4	T2.21	CEILING SURFACE	A200 - SOCIAL LOUNGE	A202C - ELEC RM	3/T6.06	
SC-A202	ILLUSTRA - IFS04-D12-ITA4	T2.21	CEILING SURFACE	A200 - SOCIAL LOUNGE	A202C - ELEC RM	3/T6.06	
SC-A203	ILLUSTRA - IFS04-D12-ITA4	T2.22	CEILING SURFACE	A200 - SOCIAL LOUNGE	A202C - ELEC RM	3/T6.06	
SC-A204	ILLUSTRA - IFS04-D12-ITA4	T2.21	CEILING SURFACE	A200A - COMMON KITCHEN	A202C - ELEC RM	3/T6.06	
SC-A205	ILLUSTRA - IFS04-D12-ITA4	T2.22	CEILING SURFACE	A200B - STUDY RM	A202C - ELEC RM	3/T6.06	
SC-A206	ILLUSTRA - IFS04-D12-ITA4	T2.21	CEILING SURFACE	A244 - LAUNDRY	A202C - ELEC RM	3/T6.06	
SC-A207	ILLUSTRA - IFS04-D12-ITA4	T2.21	CEILING SURFACE	BRIDGE	A202C - ELEC RM	3/T6.06	
SC-A208	ILLUSTRA - IFS16-M10-OIA4	T2.22	CEILING SURFACE	C12 - CORRIDOR	A202C - ELEC RM	3/T6.06	DUAL SENSOR CAMERA
SC-A209	ILLUSTRA - IFS04-D12-ITA4	T2.22	CEILING SURFACE	C12 - CORRIDOR	A202C - ELEC RM	3/T6.06	
SC-A210	ILLUSTRA - IFS04-D12-ITA4	T2.22	CEILING SURFACE	C12 - CORRIDOR	A202C - ELEC RM	3/T6.06	
SC-A211	ILLUSTRA - IFS16-M10-OIA4	T2.21	CEILING SURFACE	C22 - CORRIDOR	A202C - ELEC RM	3/T6.06	DUAL SENSOR CAMERA
SC-A212	ILLUSTRA - IFS04-D12-ITA4	T2.21	CEILING SURFACE	S12 - STAIR #1	A202C - ELEC RM	3/T6.06	
SC-A213	ILLUSTRA - IFS04-D12-ITA4	T2.21	CEILING PENDANT	S22 - STAIR #2	A202C - ELEC RM	5/T6.06	
SC-A214	ILLUSTRA - IFS08- D13-OIA4	T2.22	WALL SURFACE	S32 - STAIR #3	A202C - ELEC RM	2/T6.06	
SC-B201	ILLUSTRA - IFS04-D12-ITA4	T2.23	CEILING SURFACE	B250 - LOUNGE	B250C - MDF	3/T6.06	
SC-B202	ILLUSTRA - IFS04-D12-ITA4	T2.23	CEILING SURFACE	B250 - LOUNGE	B250C - MDF	3/T6.06	
SC-B203	ILLUSTRA - IFS04-D12-ITA4	T2.23	CEILING SURFACE	B250 - LOUNGE	B250C - MDF	3/T6.06	
SC-B204	ILLUSTRA - IFS04-D12-ITA4	T2.23	CEILING PENDANT	B250A - STUDY	B250C - MDF	5/T6.06	
SC-B205	ILLUSTRA - IFS04-D12-ITA4	T2.13	CEILING PENDANT	B250C - MDF	B250C - MDF	5/T6.06	
SC-B206	ILLUSTRA - IFS04-D12-ITA4	T2.22	CEILING SURFACE	BRIDGE	B250C - MDF	3/T6.06	
SC-B207	ILLUSTRA - IFS16-M10-OIA4	T2.23	CEILING SURFACE	C32 - CORRIDOR	B250C - MDF	3/T6.06	DUAL SENSOR CAMERA
SC-B208	ILLUSTRA - IFS04-D12-ITA4	T2.23	CEILING SURFACE	C32 - CORRIDOR	B250C - MDF	3/T6.06	
SC-B209	ILLUSTRA - IFS04-D12-ITA4	T2.23	CEILING SURFACE	C32 - CORRIDOR	B250C - MDF	3/T6.06	
SC-B210	ILLUSTRA - IFS08- D13-OIA4	T2.23	WALL SURFACE	S42 - STAIR #4	B250C - MDF	2/T6.06	
LEVEL 2: 24							
LEVEL 3							
SC-A301	ILLUSTRA - IFS04-D12-ITA4	T2.31	CEILING SURFACE	2210 - BRIDGE	A302C - ELECTRICAL	3/T6.06	
SC-A302	ILLUSTRA - IFS04-D12-ITA4	T2.31	CEILING SURFACE	A300 - SOCIAL LOUNGE	A302C - ELECTRICAL	3/T6.06	
SC-A303	ILLUSTRA - IFS04-D12-ITA4	T2.31	CEILING SURFACE	A300 - SOCIAL LOUNGE	A302C - ELECTRICAL	3/T6.06	
SC-A304	ILLUSTRA - IFS04-D12-ITA4	T2.32	CEILING SURFACE	A300 - SOCIAL LOUNGE	A302C - ELECTRICAL	3/T6.06	
SC-A305	ILLUSTRA - IFS04-D12-ITA4	T2.31	CEILING SURFACE	A300A - COMMON KITCHEN	A302C - ELECTRICAL	3/T6.06	
SC-A306	ILLUSTRA - IFS04-D12-ITA4	T2.32	CEILING SURFACE	A300B - STUDY RM	A302C - ELECTRICAL	3/T6.06	
SC-A307	ILLUSTRA - IFS04-D12-ITA4	T2.31	CEILING SURFACE	A351 - SOCIAL BALCONY	A302C - ELECTRICAL	3/T6.06	
SC-A308	ILLUSTRA - IFS16-M10-OIA4	T2.32	CEILING SURFACE	C13 - CORRIDOR	A302C - ELECTRICAL	3/T6.06	DUAL SENSOR CAMERA
SC-A309	ILLUSTRA - IFS04-D12-ITA4	T2.32	CEILING SURFACE	C13 - CORRIDOR	A302C - ELECTRICAL	3/T6.06	
SC-A310	ILLUSTRA - IFS04-D12-ITA4	T2.32	CEILING SURFACE	C13 - CORRIDOR	A302C - ELECTRICAL	3/T6.06	
SC-A311	ILLUSTRA - IFS16-M10-OIA4	T2.31	CEILING SURFACE	C23 - CORRIDOR	A302C - ELECTRICAL	3/T6.06	DUAL SENSOR CAMERA
SC-A312	ILLUSTRA - IFS04-D12-ITA4	T2.31	CEILING SURFACE	S13 - STAIR #1	A302C - ELECTRICAL	3/T6.06	
SC-A313	ILLUSTRA - IFS04-D12-ITA4	T2.31	CEILING SURFACE	S23 - STAIR #2	A302C - ELECTRICAL	3/T6.06	
SC-A314	ILLUSTRA - IFS04-D12-ITA4	T2.32	CEILING SURFACE	S33 - STAIR #3	A302C - ELECTRICAL	3/T6.06	
SC-B301	ILLUSTRA - IFS04-D12-ITA4	T2.33	CEILING SURFACE	2210 - BRIDGE	B350C - MDF	3/T6.06	
SC-B302	ILLUSTRA - IFS04-D12-ITA4	T2.33	CEILING SURFACE	B350 - LOUNGE	B350C - MDF	3/T6.06	
SC-B303	ILLUSTRA - IFS04-D12-ITA4	T2.33	CEILING SURFACE	B350 - LOUNGE	B350C - MDF	3/T6.06	
SC-B304	ILLUSTRA - IFS04-D12-ITA4	T2.33	CEILING SURFACE	B350 - LOUNGE	B350C - MDF	3/T6.06	
SC-B305	ILLUSTRA - IFS04-D12-ITA4	T2.33	CEILING SURFACE	B350A - STUDY	B350C - MDF	3/T6.06	
SC-B306	ILLUSTRA - IFS04-D12-ITA4	T2.33	CEILING PENDANT	B350C - MDF	B350C - MDF	5/T6.06	
SC-B307	ILLUSTRA - IFS04-D12-ITA4	T2.13	CEILING SURFACE	C33 - CORRIDOR	B350C - MDF	3/T6.06	
SC-B308	ILLUSTRA - IFS16-M10-OIA4	T2.13	CEILING SURFACE	C33 - CORRIDOR	B350C - MDF	3/T6.06	DUAL SENSOR CAMERA
SC-B309	ILLUSTRA - IFS04-D12-ITA4	T2.13	CEILING SURFACE	C33 - CORRIDOR	B350C - MDF	3/T6.06	
SC-B310	ILLUSTRA - IFS04-D12-ITA4	T2.33	CEILING SURFACE	S43 - STAIR #4	B350C - MDF	3/T6.06	
LEVEL 3: 24							

INTRUSION DETECTION SCHEDULE

CAMERA #	BASIS OF DESIGN	REF. SHEET #	MOUNTING INFO	ROOM # - ROOM NAME	CONTROLLER LOCATION	DETAIL REFERENCE	NOTES
LEVEL 1							
(SDC) SECURITY DOOR CONTACT							
DC-A101	CARRIER - DC-107	T2.12	DOOR	A123A - MAINT.	A106A - MDF	1/T6.04	
DC-A102	CARRIER - DC-107	T2.11	DOOR	S11 - STAIR #1	A106A - MDF	5/T6.04	
DC-A103	CARRIER - DC-107	T2.12	DOOR	S31 - STAIR #3	A106A - MDF	5/T6.04	
DC-B101A	CARRIER - DC-107	T2.13	DOOR	B150B - ELECTRICAL	B150C - MDF	6/T6.04	
DC-B101B	CARRIER - DC-107	T2.13	DOOR	B150B - ELECTRICAL	B150C - MDF	6/T6.04	
IDS ARMING KEYPAD							
KP-A101	IDMP - 7060	T2.11	WALL	A100A - SOCIAL LOUNGE	A106A - MDF	6/T6.06	
MOTION DETECTOR							
MD-A101	BOSCH - ISC-PPR1-WA16G	T2.12	WALL	A123 - TRASH CLOSET	A106A - MDF	4/T6.05	
MD-A102	BOSCH - DS9370	T2.11	CEILING	A131 - MEETING ROOM	A106A - MDF	3/T6.05	
MD-A103	BOSCH - DS9370	T2.11	CEILING	A143 - TRASH RM.	A106A - MDF	3/T6.05	
MD-A104	BOSCH - DS9370	T2.12	CEILING	R11 - MEN'S RESTROOM	A106A - MDF	3/T6.05	
MD-A105	BOSCH - DS9370	T2.12	CEILING	R11 - MEN'S RESTROOM	A106A - MDF	3/T6.05	
MD-A106	BOSCH - DS9370	T2.12	CEILING	R21 - WOMEN'S RESTROOM	A106A - MDF	3/T6.05	
MD-A107	BOSCH - DS9370	T2.12	CEILING	R21 - WOMEN'S RESTROOM	A106A - MDF	3/T6.05	
MD-B101	BOSCH - ISC-PPR1-WA16G	T2.13	WALL	B150B - ELECTRICAL	B150C - MDF	4/T6.05	
MD-B102	BOSCH - ISC-PPR1-WA16G	T2.13	WALL	B150D - ALL GENDER	B150C - MDF	4/T6.05	
LEVEL 1: 15							
LEVEL 2							
MOTION DETECTOR							
MD-A201	BOSCH - DS9370	T2.22	CEILING	A200C - ALL GENDER	A202C - ELEC RM	3/T6.05	
MD-A202	BOSCH - DS9370	T2.21	CEILING	A243 - TRASH VESTIBULE	A202C - ELEC RM	3/T6.05	
MD-A203	BOSCH - DS9370	T2.22	CEILING	R12 - MEN'S RESTROOM	A202C - ELEC RM	3/T6.05	
MD-A204	BOSCH - DS9370	T2.22	CEILING	R12 - MEN'S RESTROOM	A202C - ELEC RM	3/T6.05	
MD-A205	BOSCH - DS9370	T2.22	CEILING	R22 - WOMEN'S RESTROOM	A202C - ELEC RM	3/T6.05	
MD-A206	BOSCH - DS9370	T2.22	CEILING	R22 - WOMEN'S RESTROOM	A202C - ELEC RM	3/T6.05	
LEVEL 2: 6							
LEVEL 3							
(SDC) SECURITY DOOR CONTACT							
DC-301	CARRIER - DC-148	T2.31		A300 - SOCIAL LOUNGE	A302C - ELECTRICAL		COORDINATE INSTALLATION WITH NANA WALL CONTRACTOR.
MOTION DETECTOR							
MD-A301	BOSCH - DS9370	T2.31	CEILING	A243 - TRASH VESTIBULE	A302C - ELECTRICAL	3/T6.05	
MD-A302	BOSCH - DS9370	T2.22	CEILING	A300C - ALL GENDER	A302C - ELECTRICAL	3/T6.05	
MD-A303	BOSCH - DS9370	T2.32	CEILING	R13 - MEN'S RESTROOM	A302C - ELECTRICAL	3/T6.05	
MD-A304	BOSCH - DS9370	T2.32	CEILING	R13 - MEN'S RESTROOM	A302C - ELECTRICAL	3/T6.05	
MD-A305	BOSCH - DS9370	T2.32	CEILING	R23 - WOMEN'S RESTROOM	A302C - ELECTRICAL	3/T6.05	
MD-A306	BOSCH - DS9370	T2.32	CEILING	R23 - WOMEN'S RESTROOM	A302C - ELECTRICAL	3/T6.05	
LEVEL 3: 7							
T.O. ROOF							
(SDC) SECURITY DOOR CONTACT							
DC-AR01	CARRIER - DC-108	T2.40	ROOF HATCH	ROOF	A320C - ELECTRICAL	6/T6.05	
DC-BR01	CARRIER - DC-108	T2.40	ROOF HATCH	ROOF	B350C - MDF	6/T6.05	
T.O. ROOF: 2							

DSA STAMP

IDENTIFICATION STAMP
DIV. OF THE STATE ARCHITECT
APP: 03-123205 INC: 02
REVIEWED FOR
SS ☑ FLS ☑ ACS ☑
DATE: 02/01/2024

hpi architecture
www.hpiarchitecture.com
115 22nd street
Newport Beach, CA
92663
o: 949.675.6442

SEAL

LICENSED ARCHITECT
AMMAR NAJI SARSAM
C-30902
12/31/2025
RENEWAL DATE
STATE OF CALIFORNIA

CONSULTANTS

P2S ENG
Long Beach // Irvine // Los Angeles
San Diego // San Jose // Seattle
p2sinc.com

ELECTRONIC PROFESSIONAL ENGINEER SEAL
No. E32229
Bryant Szabo
ELECTRICAL
STATE OF CALIFORNIA

PROJECT TITLE
COMPTON COLLEGE
STUDENT HOUSING
INCREMENT 2 OF 2 - BUILDING & ASSOCIATED SITE WORK
1111 E. ARTESIA BLVD, COMPTON, CA 90221

Compton College

ISSUED

#	DATE	DESCRIPTION
	10/19/2023	DSA BACKCHECK SUBMITTAL

PROJECT IDENTIFICATION

THE DRAWINGS IN THE SHEET INDEX WERE ORIGINALLY CREATED IN AUTODESK REVIT V. 2018 UNLESS OTHERWISE NOTED.

THE ORIGINAL SIZE OF THIS SHEET IS 30" X 42".

THESE DRAWINGS AND SPECIFICATIONS ARE THE PROPERTY AND COPYRIGHT OF THE ARCHITECT AND SHALL NOT BE USED ON ANY OTHER PROJECT OR LOCATIONS EXCEPT AS DESCRIBED ON THE DRAWINGS, WITHOUT WRITTEN AGREEMENT WITH THE ARCHITECT.

© HPI ARCHITECTURE 2022

SHEET TITLE
SECURITY SCHEDULES

SHEET NUMBER
T5.05

CONSTRUCTION DOCUMENTS

12/22/2023 8:36:11 AM Autodesk Docs://Compton College Student Housing/Compton College Student Housing_AVITS.rvt

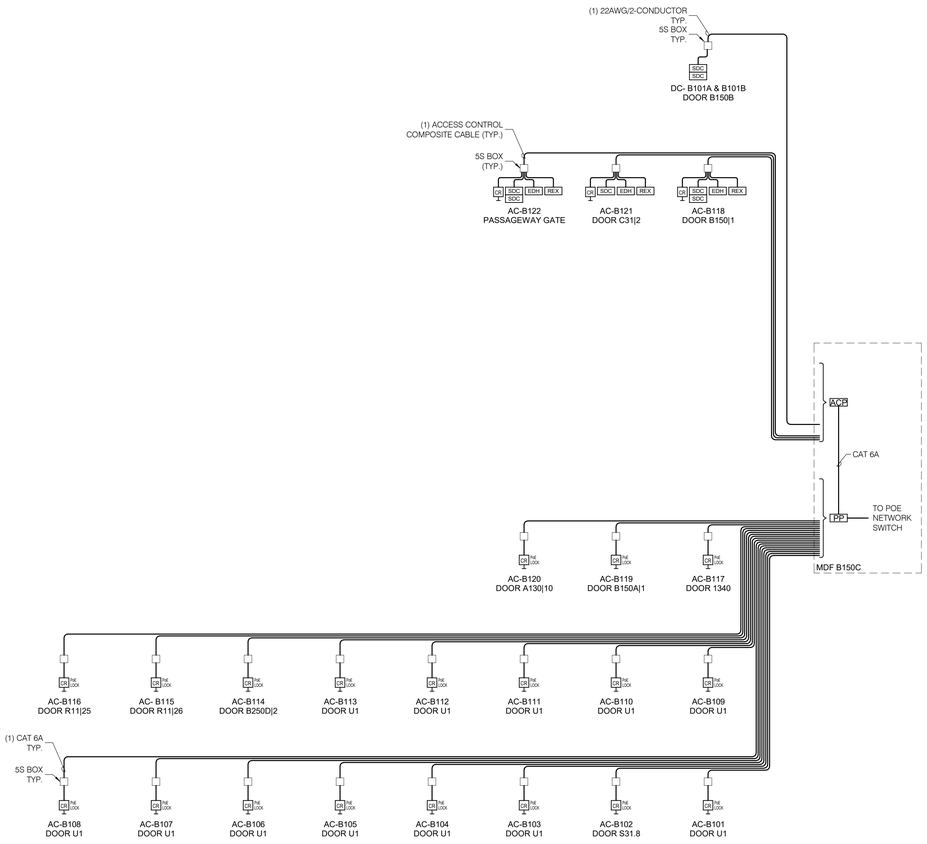

2 ACCESS CONTROL SINGLE LINE - BUILDING B LEVEL 1

SCALE: NONE

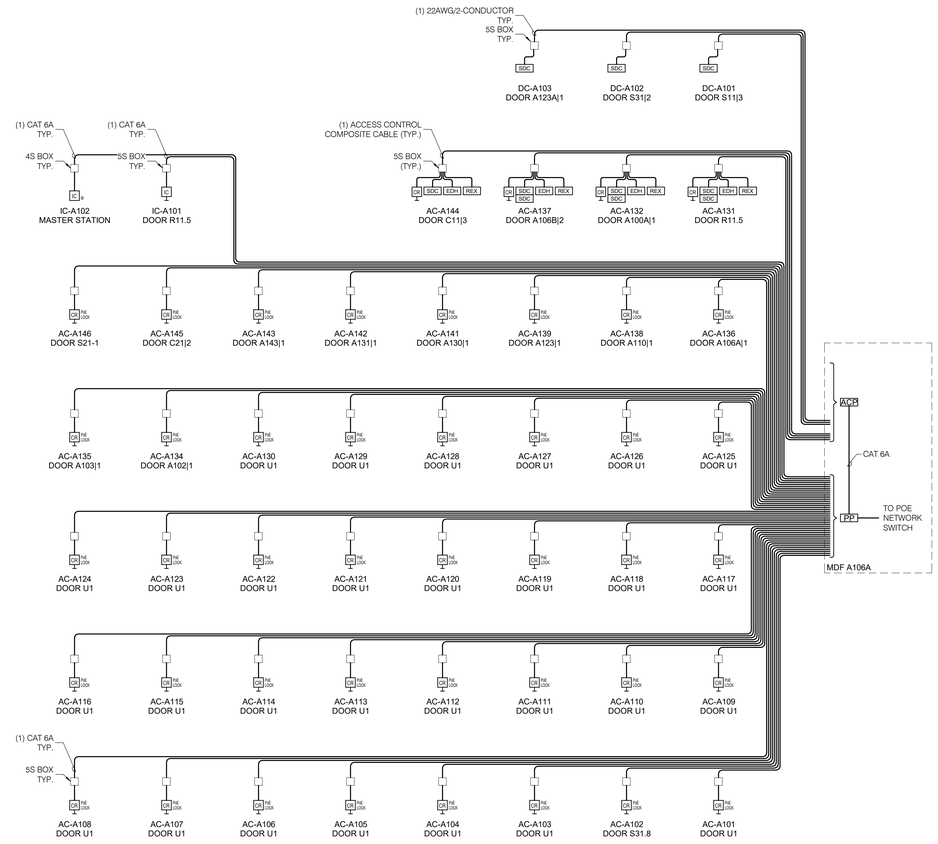

1 ACCESS CONTROL SINGLE LINE - BUILDING A LEVEL 1

SCALE: NONE

DSA STAMP

IDENTIFICATION STAMP
DIV. OF THE STATE ARCHITECT
APP: 03-123205 INC: 02
REVIEWED FOR
SS ☑ FLS ☑ ACS ☑
DATE: 02/01/2024

architecture
www.hpiarchitecture.com
115 22nd street
Newport Beach, CA
92663
o: 949.675.6442

SEAL

LICENSED ARCHITECT
AMMAR NAJI SARSAM
C-30902
12/31/2025
RENEWAL DATE
STATE OF CALIFORNIA

CONSULTANTS

P2S ENG
Long Beach // Irvine // Los Angeles
San Diego // San Jose // Seattle
p2sinc.com

REGISTERED PROFESSIONAL ENGINEER
No. E22224
Bryant Irago
ELECTRICAL
STATE OF CALIFORNIA

PROJECT TITLE
COMPTON COLLEGE
STUDENT HOUSING
INCREMENT 2 OF 2 - BUILDING & ASSOCIATED SITE WORK
1111 E. ARTESIA BLVD, COMPTON, CA 90221

Compton College

ISSUED

#	DATE	DESCRIPTION
	10/19/2023	DSA BACKCHECK SUBMITTAL

PROJECT IDENTIFICATION

THE DRAWINGS IN THE SHEET INDEX WERE ORIGINALLY CREATED IN AUTODESK REVIT V. 2018 UNLESS OTHERWISE NOTED.

THE ORIGINAL SIZE OF THIS SHEET IS 30" X 42".

THESE DRAWINGS AND SPECIFICATIONS ARE THE PROPERTY AND COPYRIGHT OF THE ARCHITECT AND SHALL NOT BE USED ON ANY OTHER PROJECT OR LOCATIONS EXCEPT AS DESCRIBED ON THE DRAWINGS, WITHOUT WRITTEN AGREEMENT WITH THE ARCHITECT.

© HPI ARCHITECTURE 2022

SHEET TITLE
ACCESS CONTROL
SINGLE LINE - LEVEL 1

SHEET NUMBER

T5.06

CONSTRUCTION DOCUMENTS

12/22/2023 8:36:12 AM Autodesk Docs://Compton College Student Housing/Compton College Student Housing_AVITS.rvt

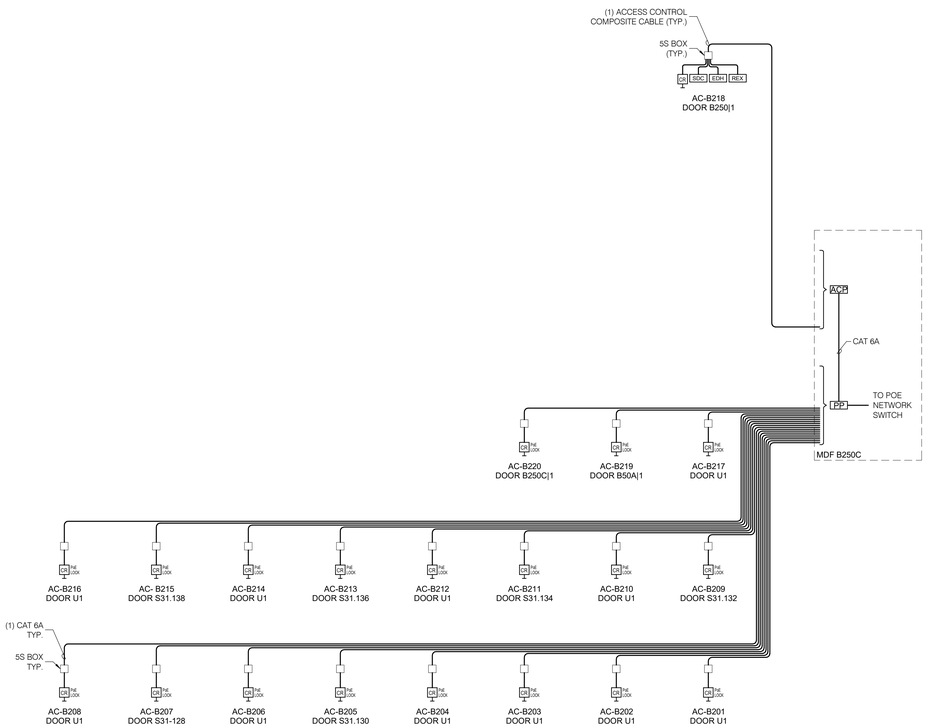

2 ACCESS CONTROL SINGLE LINE - BUILDING B LEVEL 2

SCALE: NONE

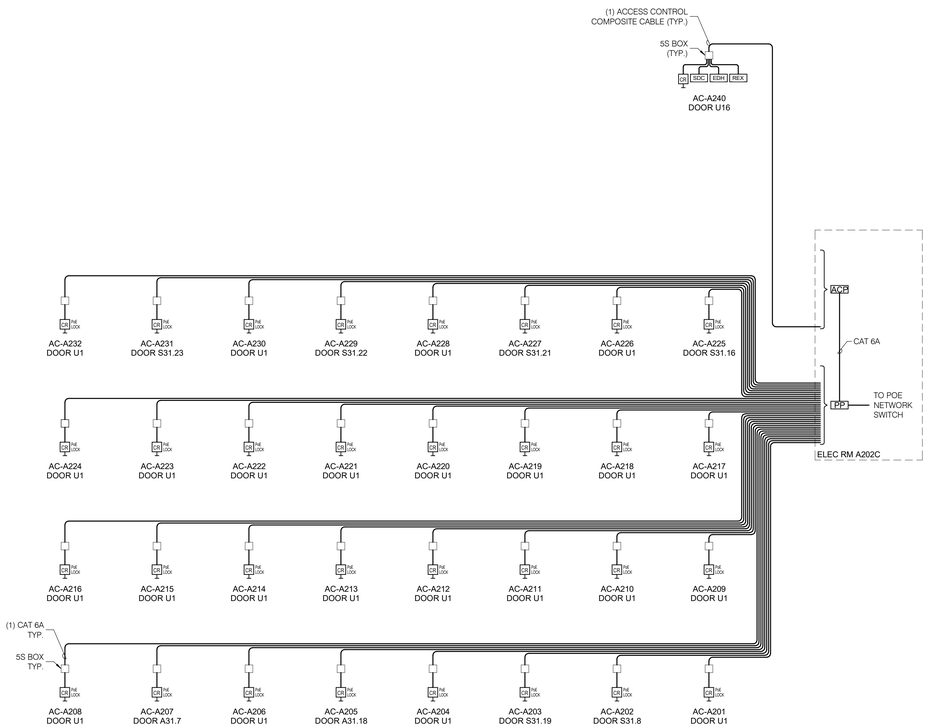

1 ACCESS CONTROL SINGLE LINE - BUILDING A LEVEL 2

SCALE: NONE

DSA STAMP

IDENTIFICATION STAMP
DIV. OF THE STATE ARCHITECT
APP: 03-123205 INC: 02
REVIEWED FOR
SS ☑ FLS ☑ ACS ☑
DATE: 02/01/2024

architecture
www.hpiarchitecture.com
115 22nd street
Newport Beach, CA
92663
o: 949.675.6442

SEAL

LICENSED ARCHITECT
AMMAR NAJI SARSAM
C-30902
12/31/2025
RENEWAL DATE
STATE OF CALIFORNIA

CONSULTANTS

P2S ENG
Long Beach // Irvine // Los Angeles
San Diego // San Jose // Seattle
p2sinc.com

REGISTERED PROFESSIONAL ENGINEER
No. E32222
Bryant Izagu
ELECTRICAL
STATE OF CALIFORNIA

PROJECT TITLE
COMPTON COLLEGE
STUDENT HOUSING
INCREMENT 2 OF 2 - BUILDING & ASSOCIATED SITE WORK
1111 E. ARTESIA BLVD, COMPTON, CA 90221

Compton College

ISSUED		
#	DATE	DESCRIPTION
	10/19/2023	DSA BACKCHECK SUBMITTAL

PROJECT IDENTIFICATION

THE DRAWINGS IN THE SHEET INDEX WERE ORIGINALLY CREATED IN AUTODESK REVIT V. 2018 UNLESS OTHERWISE NOTED.

THE ORIGINAL SIZE OF THIS SHEET IS 30" X 42".

THESE DRAWINGS AND SPECIFICATIONS ARE THE PROPERTY AND COPYRIGHT OF THE ARCHITECT AND SHALL NOT BE USED ON ANY OTHER PROJECT OR LOCATIONS EXCEPT AS DESCRIBED ON THE DRAWINGS, WITHOUT WRITTEN AGREEMENT WITH THE ARCHITECT.

© HPI ARCHITECTURE 2022

SHEET TITLE
ACCESS CONTROL
SINGLE LINE - LEVEL 2

SHEET NUMBER
T5.07

CONSTRUCTION DOCUMENTS

12/22/2023 8:36:13 AM Autodesk Docs://Compton College Student Housing/Compton College Student Housing_AVITS.rvt

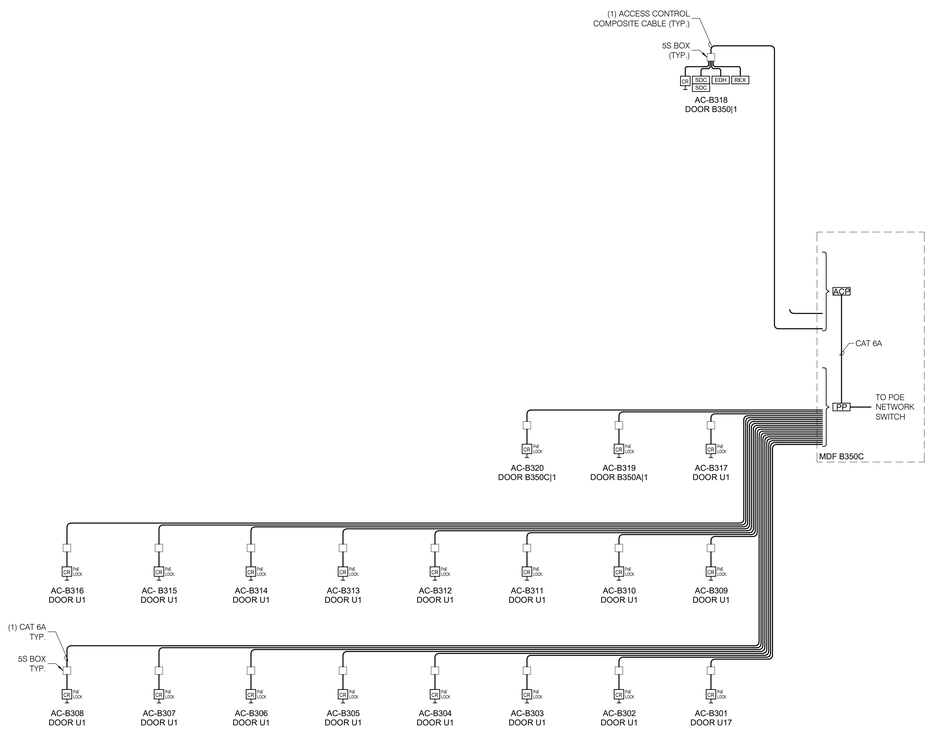

2 ACCESS CONTROL SINGLE LINE - BUILDING B LEVEL 3

SCALE: NONE

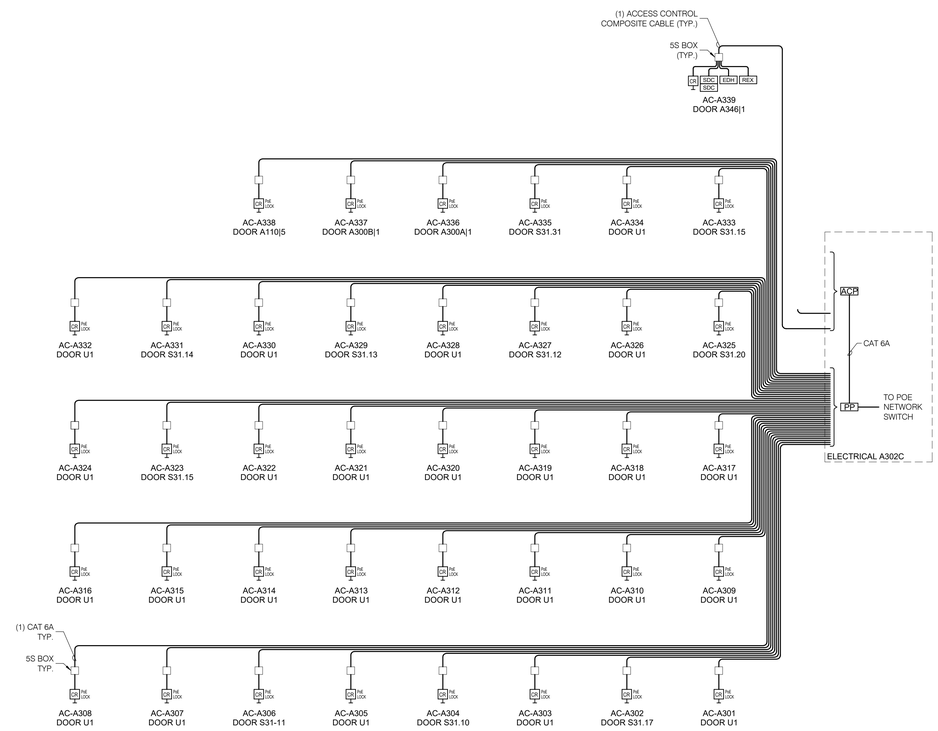

1 ACCESS CONTROL SINGLE LINE - BUILDING A LEVEL 3

SCALE: NONE

DSA STAMP

IDENTIFICATION STAMP
DIV. OF THE STATE ARCHITECT
APP: 03-123205 INC: 02
REVIEWED FOR
SS ☑ FLS ☑ ACS ☑
DATE: 02/01/2024

architecture
www.hpiarchitecture.com
115 22nd street
Newport Beach, CA
92663
o: 949.675.6442

SEAL

LICENSED ARCHITECT
AMMAR NAJI SARSAM
C-30902
12/31/2025
RENEWAL DATE
STATE OF CALIFORNIA

CONSULTANTS

P2S ENG
Long Beach // Irvine // Los Angeles
San Diego // San Jose // Seattle
p2sinc.com

REGISTERED PROFESSIONAL ENGINEER
No. E32229
Bryant Izagu
ELECTRICAL
STATE OF CALIFORNIA

PROJECT TITLE
COMPTON COLLEGE
STUDENT HOUSING
INCREMENT 2 OF 2 - BUILDING & ASSOCIATED SITE WORK
1111 E. ARTESIA BLVD, COMPTON, CA 90221

Compton College

ISSUED

#	DATE	DESCRIPTION
	10/19/2023	DSA BACKCHECK SUBMITTAL

PROJECT IDENTIFICATION
THE DRAWINGS IN THE SHEET INDEX WERE ORIGINALLY CREATED IN AUTODESK REVIT V. 2018 UNLESS OTHERWISE NOTED.

THE ORIGINAL SIZE OF THIS SHEET IS 30" X 42".

THESE DRAWINGS AND SPECIFICATIONS ARE THE PROPERTY AND COPYRIGHT OF THE ARCHITECT AND SHALL NOT BE USED ON ANY OTHER PROJECT OR LOCATIONS EXCEPT AS DESCRIBED ON THE DRAWINGS, WITHOUT WRITTEN AGREEMENT WITH THE ARCHITECT.

© HPI ARCHITECTURE 2022

SHEET TITLE
ACCESS CONTROL
SINGLE LINE - LEVEL 3

SHEET NUMBER
T5.08

CONSTRUCTION DOCUMENTS

12/22/2023 8:36:13 AM Autodesk Docs://Compton College Student Housing/Compton College Student Housing_AVITS.rvt

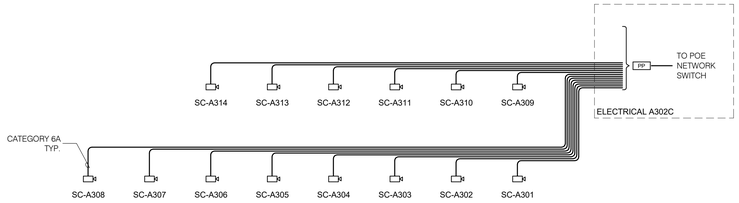

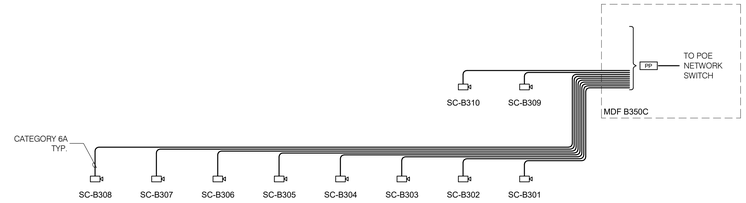

LEVEL 3

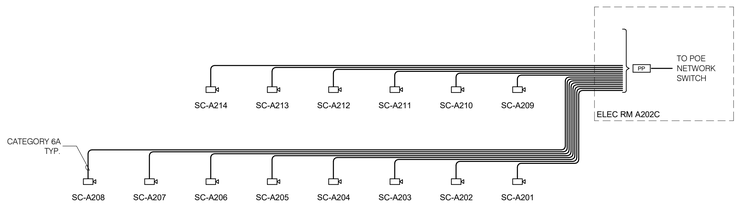

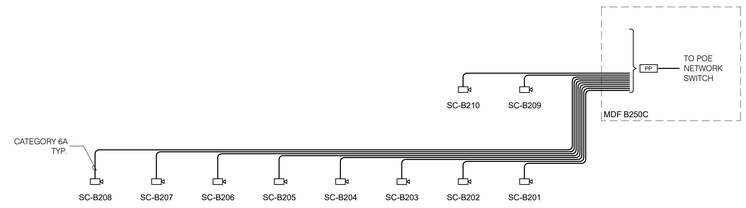

LEVEL 2

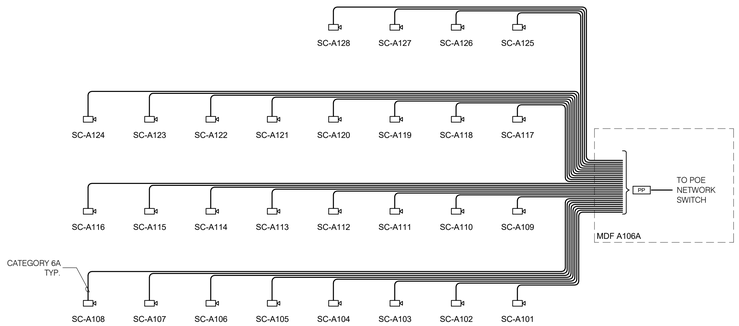

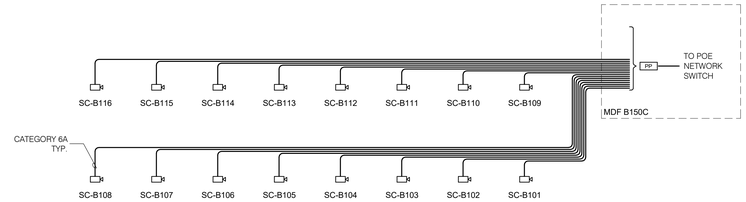

LEVEL 1

1 VIDEO SURVEILLANCE SINGLE LINE

SCALE: NONE

DSA STAMP

IDENTIFICATION STAMP
DIV. OF THE STATE ARCHITECT
APP: 03-123205 INC: 02
REVIEWED FOR
SS ☑ FLS ☑ ACS ☑
DATE: 02/01/2024

architecture
www.hpiarchitecture.com
115 22nd street
Newport Beach, CA
92663
o: 949.675.6442

SEAL

LICENSED ARCHITECT
AMMAR NAJI SARSAM
C-30902
12/31/2025
RENEWAL DATE
STATE OF CALIFORNIA

CONSULTANTS

P2S ENG
Long Beach // Irvine // Los Angeles
San Diego // San Jose // Seattle
p2sinc.com

REGISTERED PROFESSIONAL ENGINEER
No. E32222
Bryant Izagirre
ELECTRICAL
STATE OF CALIFORNIA

PROJECT TITLE
COMPTON COLLEGE
STUDENT HOUSING
INCREMENT 2 OF 2 - BUILDING & ASSOCIATED SITE WORK
1111 E. ARTESIA BLVD, COMPTON, CA 90221

Compton College

ISSUED

#	DATE	DESCRIPTION
	10/19/2023	DSA BACKCHECK SUBMITTAL

PROJECT IDENTIFICATION

THE DRAWINGS IN THE SHEET INDEX WERE ORIGINALLY CREATED IN AUTODESK REVIT V. 2018 UNLESS OTHERWISE NOTED.

THE ORIGINAL SIZE OF THIS SHEET IS 30" X 42".

THESE DRAWINGS AND SPECIFICATIONS ARE THE PROPERTY AND COPYRIGHT OF THE ARCHITECT AND SHALL NOT BE USED ON ANY OTHER PROJECT OR LOCATIONS EXCEPT AS DESCRIBED ON THE DRAWINGS, WITHOUT WRITTEN AGREEMENT WITH THE ARCHITECT.

© HPI ARCHITECTURE 2022

SHEET TITLE
VIDEO SURVEILLANCE SINGLE LINE

SHEET NUMBER
T5.09

CONSTRUCTION DOCUMENTS

12/22/2023 8:36:14 AM Autodesk Docs://Compton College Student Housing/Compton College Student Housing_AVITS.rvt

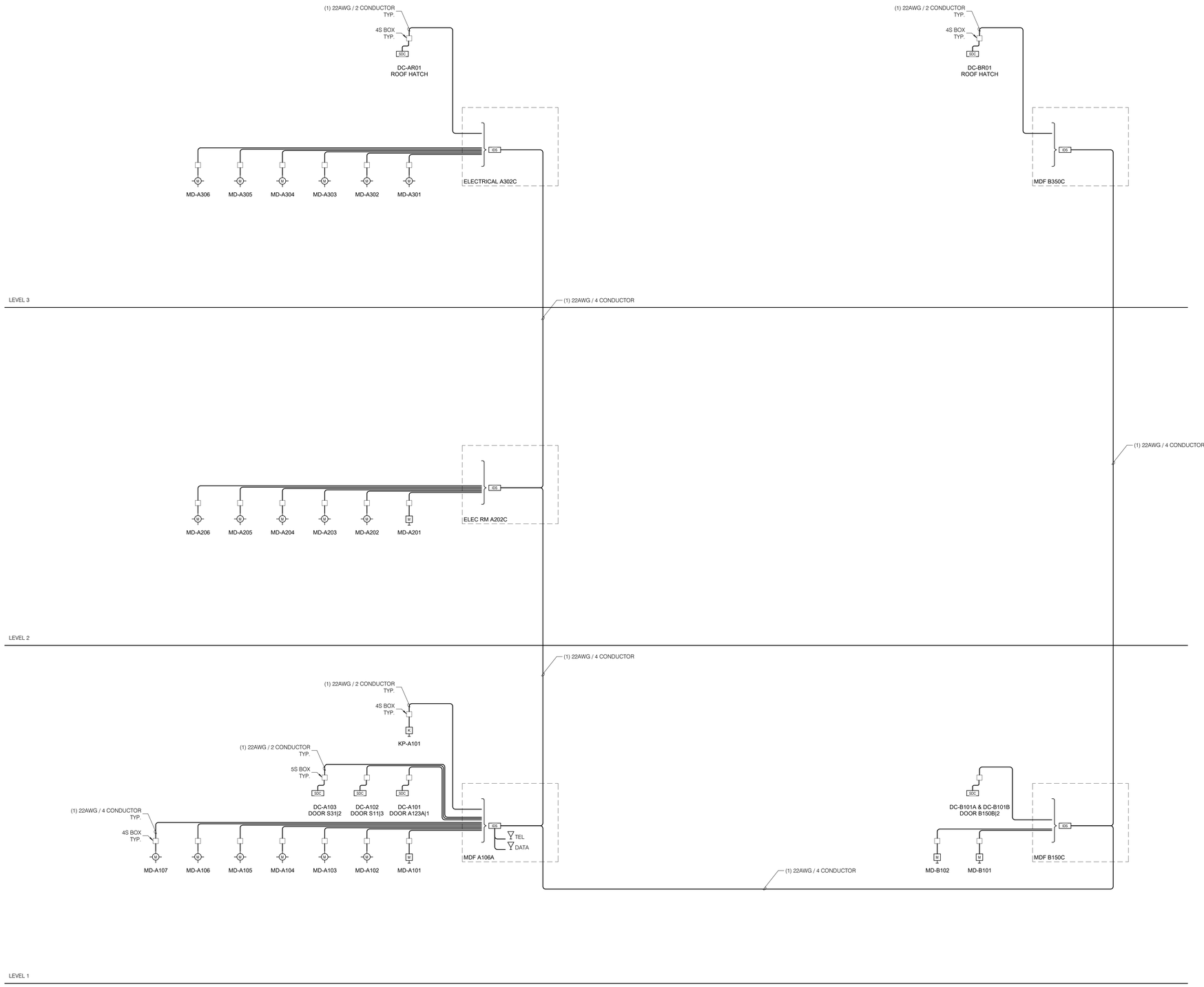

1 INTRUSION DETECTION SINGLE LINE

SCALE: NONE

DSA STAMP

IDENTIFICATION STAMP
DIV. OF THE STATE ARCHITECT
APP: 03-123205 INC: 02
REVIEWED FOR
SS ☑ FLS ☑ ACS ☑
DATE: 02/01/2024

architecture
www.hpiarchitecture.com
115 22nd street
Newport Beach, CA
92663
o: 949.675.6442

SEAL

LICENSED ARCHITECT
AMMAR NAJI SARSAM
C-30902
12/31/2025
RENEWAL DATE
STATE OF CALIFORNIA

CONSULTANTS

P2S ENG

Long Beach // Irvine // Los Angeles
San Diego // San Jose // Seattle

p2sinc.com

REGISTERED PROFESSIONAL ENGINEER
No. E32229
Bryant Izagirre
ELECTRICAL
STATE OF CALIFORNIA

PROJECT TITLE
COMPTON COLLEGE
STUDENT HOUSING
INCREMENT 2 OF 2 - BUILDING & ASSOCIATED SITE WORK
1111 E. ARTESIA BLVD, COMPTON, CA 90221

Compton College

ISSUED

#	DATE	DESCRIPTION
	10/19/2023	DSA BACKCHECK SUBMITTAL

PROJECT IDENTIFICATION

THE DRAWINGS IN THE SHEET INDEX WERE ORIGINALLY CREATED IN AUTODESK REVIT V. 2018 UNLESS OTHERWISE NOTED.

THE ORIGINAL SIZE OF THIS SHEET IS 30" X 42".

THESE DRAWINGS AND SPECIFICATIONS ARE THE PROPERTY AND COPYRIGHT OF THE ARCHITECT AND SHALL NOT BE USED ON ANY OTHER PROJECT OR LOCATIONS EXCEPT AS DESCRIBED ON THE DRAWINGS, WITHOUT WRITTEN AGREEMENT WITH THE ARCHITECT.

© HPI ARCHITECTURE 2022

SHEET TITLE
INTRUSION DETECTION
SYSTEM SINGLE LINE

SHEET NUMBER

T5.10

CONSTRUCTION DOCUMENTS

12/22/2023 8:36:14 AM Autodesk Docs://Compton College Student Housing/Compton College Student Housing_AVITS.rvt

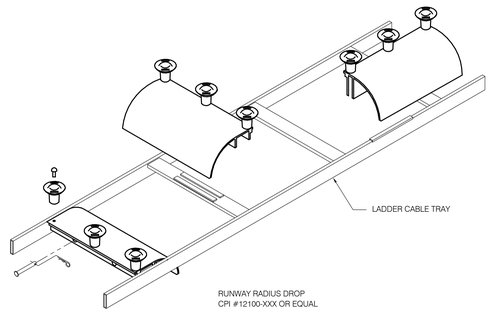

8 LADDER RACK RUNWAY RADIUS DROP
NO SCALE

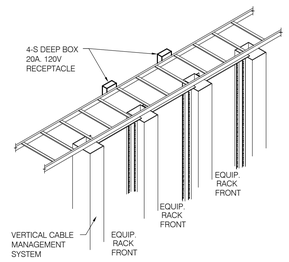

7 POWER OUTLET MOUNTED ON SIDE OF RUNWAY
NO SCALE

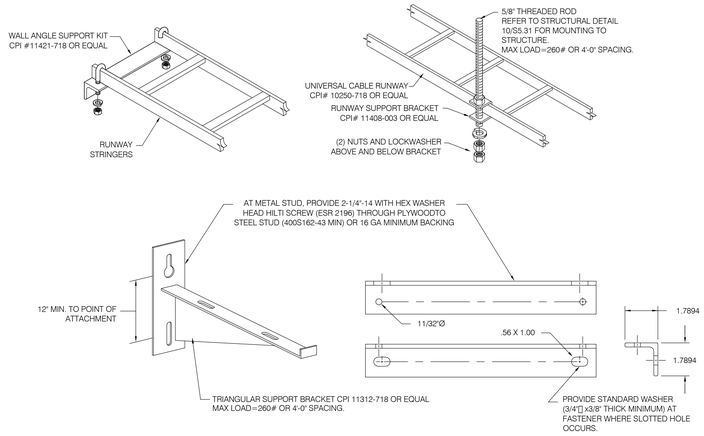

6 RUNWAY WALL/CEILING SUPPORT KIT
NO SCALE

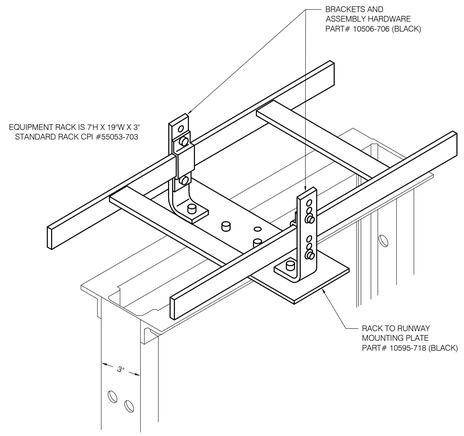

5 RUNWAY ELEVATION KIT
NO SCALE

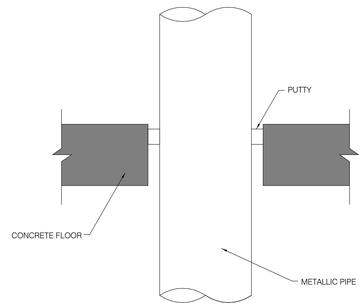

UL SYSTEM NO. C-AJ-1090
F RATING - 2HR - T RATING - 0 HR
STEEL OR IRON PIPE: 6", EMT 4"
ANNULUS: NOMINAL 11/16"
PUTTY DEPTH: 1"
FORMING MATERIAL: OPTIONAL

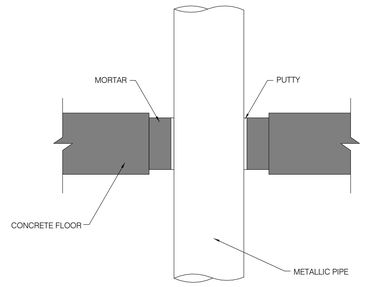

UL SYSTEM NO. C-AJ-8055
F RATING - 2HR - T RATING - 0 HR
STEEL OR IRON PIPE: 6", EMT 4"
ANNULUS: 1" TO 6 1/2"
SPECSEAL MORTAR DEPTH: 3 1/2"
SPECSEAL PUTTY PAD: 1 LAYER ENCIRCLING

4 (FIRESTOP) METALLIC PIPE PENETRATIONS - CONCRETE/MASONRY FLOOR
NO SCALE

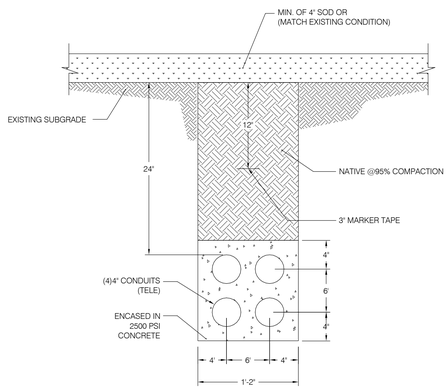

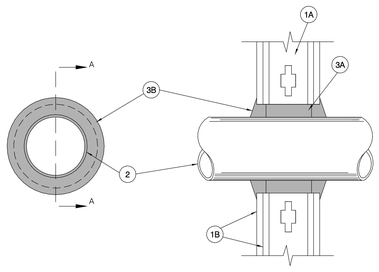

SECTION A-A

System No. W-L-1009
F Rating — 2 Hr
T Rating — 0 Hr
L Rating At Ambient — Less Than 1 CFM/sq ft
L Rating At 400 F — Less Than 1 CFM/sq ft

NOTES FOR THIS DETAIL

1. **WALL ASSEMBLY** — THE FIRE RATED GYPSUM WALLBOARD/STUD WALL ASSEMBLY SHALL BE CONSTRUCTED OF THE MATERIALS AND IN THE MANNER SPECIFIED IN THE INDIVIDUAL U300 OR U400 SERIES WALL AND PARTITION DESIGNS IN THE UL FIRE RESISTANCE DIRECTORY AND SHALL INCLUDE THE FOLLOWING CONSTRUCTION FEATURES:
   - A. **STUDS** — WALL FRAMING MAY CONSIST OF EITHER WOOD STUDS OR STEEL CHANNEL STUDS. WOOD STUDS TO CONSIST OF NOM 2 BY 4 IN. (51 BY 104 MM) LUMBER SPACED 16 IN. (406 MM) OC. STEEL STUDS TO BE MIN 2-1/2 IN. (64 MM) WIDE AND SPACED MAX 24 IN. (610 MM) OC.
   - B. **GYPSUM BOARD*** — TWO LAYERS OF NOM 5/8 IN. (16 MM) THICK GYPSUM WALLBOARD, AS SPECIFIED IN THE INDIVIDUAL WALL AND PARTITION DESIGN. MAX DIAM OF OPENING IS 14-1/4 IN. (362 MM).
2. **THROUGH PENETRANTS** — ONE METALLIC PIPE, CONDUIT OR TUBING TO BE CENTERED WITHIN THE FIRESTOP SYSTEM. PIPE, CONDUIT OR TUBING TO BE RIGIDLY SUPPORTED ON BOTH SIDES OF WALL ASSEMBLY. THE FOLLOWING TYPES AND SIZES OF METALLIC PIPES, CONDUITS OR TUBING MAY BE USED:
   - A. **STEEL PIPE** — NOM 12 IN. (305 MM) DIAM (OR SMALLER) SCHEDULE 10 (OR HEAVIER) STEEL PIPE. A NOM ANNULAR SPACE OF 3/4 IN. (19 MM) IS REQUIRED WITHIN THE FIRESTOP SYSTEM.
   - B. **STEEL PIPE** — NOM 4 IN. (102 MM) DIAM (OR SMALLER) SCHEDULE 5 (OR HEAVIER) STEEL PIPE. A NOM ANNULAR SPACE OF 3/4 IN. (19 MM) IS REQUIRED WITHIN THE FIRESTOP SYSTEM.
   - C. **CONDUIT** — NOM 4 IN. (102 MM) DIAM (OR SMALLER) STEEL ELECTRICAL METALLIC TUBING OR STEEL CONDUIT. A NOM ANNULAR SPACE OF 3/4 IN. (19 MM) IS REQUIRED WITH THE FIRESTOP SYSTEM.
   - D. **COPPER TUBING** — NOM 2 IN. (51 MM) DIAM (OR SMALLER) TYPE L (OR HEAVIER) COPPER TUBING. A NOM ANNULAR SPACE OF 3/4 IN. (19 MM) IS REQUIRED WITHIN THE FIRESTOP SYSTEM.
3. **FIRESTOP SYSTEM** — THE FIRESTOP SYSTEM SHALL CONSIST OF THE FOLLOWING:
   - A. **PACKING MATERIAL** — MIN 3 IN. (76 MM) THICKNESS OF MIN 4 PCF (64 KG/M3) MINERAL WOOL BATT INSULATION FIRMLY PACKED INTO OPENING AS A PERMANENT FORM. PACKING MATERIAL TO BE RECESSED FROM BOTH SURFACES OF WALL AS REQUIRED TO ACCOMMODATE THE REQUIRED THICKNESS OF FILL.
   - B. **FILL/VOID OR CAVITY MATERIAL*** — **SEALANT** — MIN 1 IN (25 MM) THICKNESS OF FILL MATERIAL APPLIED WITHIN THE ANNULUS ON BOTH SURFACES OF WALL. ADDITIONAL FILL MATERIAL TO BE INSTALLED SUCH THAT A MIN 1/4 IN. (6 MM) CROWN IS FORMED AROUND THE PENETRATING ITEM.

3M COMPANY — TYPES FB-1000 NS, FB-2000 OR FB-2000+.
*BEARING THE UL CLASSIFICATION MARK

3 TYPICAL 1-HOUR/2-HOUR WALL FIRE STOPPING (GYPSUM)
NO SCALE

GENERAL NOTES	
1.	ALL PAVEMENT THICKNESSES ARE APPROXIMATE. CONTRACTOR SHALL MATCH EXISTING THICKNESS OR DIMENSIONS SHOWN, WHICHEVER IS GREATER.
2.	APPLY TACK COAT PER SPECS. PROVIDE SMOOTH TRANSITION BETWEEN NEW AND EXISTING PAVEMENT SURFACES.

2 TRENCH - (4) 4" CONDUIT
NO SCALE

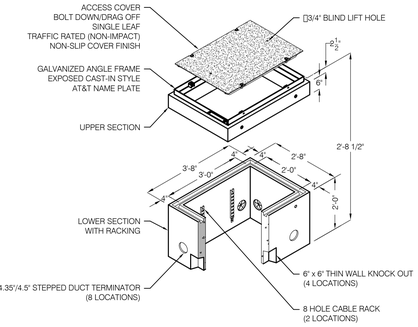

1 2' x 3' PULLBOX
NO SCALE

DSA STAMP

IDENTIFICATION STAMP
DIV. OF THE STATE ARCHITECT
APP: 03-123205 INC: 02
REVIEWED FOR
SS ☑ FLS ☑ ACS ☑
DATE: 02/01/2024

HPI architecture
www.hpiarchitecture.com
115 22nd street
Newport Beach, CA
92663
o: 949.675.6442

SEAL

LICENSED ARCHITECT
AMMAR NAJI SARSAM
C-30902
12/31/2025
RENEWAL DATE
STATE OF CALIFORNIA

CONSULTANTS

P2S ENG
Long Beach // Irvine // Los Angeles
San Diego // San Jose // Seattle
p2sinc.com

REGISTERED PROFESSIONAL ENGINEER
No. E32222
Bryant Szabo
ELECTRICAL
STATE OF CALIFORNIA

PROJECT TITLE
COMPTON COLLEGE STUDENT HOUSING
INCREMENT 2 OF 2 - BUILDING & ASSOCIATED SITE WORK
1111 E. ARTESIA BLVD, COMPTON, CA 90221

Compton College

ISSUED		
#	DATE	DESCRIPTION
	10/19/2023	DSA BACKCHECK SUBMITTAL

PROJECT IDENTIFICATION
THE DRAWINGS IN THE SHEET INDEX WERE ORIGINALLY CREATED IN AUTODESK REVIT V. 2018 UNLESS OTHERWISE NOTED.
THE ORIGINAL SIZE OF THIS SHEET IS 30" X 42".

THESE DRAWINGS AND SPECIFICATIONS ARE THE PROPERTY AND COPYRIGHT OF THE ARCHITECT AND SHALL NOT BE USED ON ANY OTHER PROJECT OR LOCATIONS EXCEPT AS DESCRIBED ON THE DRAWINGS, WITHOUT WRITTEN AGREEMENT WITH THE ARCHITECT.
© HPI ARCHITECTURE 2022

SHEET TITLE
DETAILS

SHEET NUMBER
T6.01

CONSTRUCTION DOCUMENTS

12/22/2023 8:36:20 AM Autodesk Docs://Compton College Student Housing/Compton College Student Housing_AVITS.rvt

EASE EQUIPMENT ANCHORAGE & SEISMIC ENGINEERING
5877 Pine Ave, Ste. 210
Chino Hills, CA. 91709
Phn: (909) 606-7622

Office of Statewide Health Planning and Development

PREAPPROVAL OF MANUFACTURER'S CERTIFICATION
OPM-0261-13

THIS PREAPPROVAL CONFORMS TO THE 2013 CALIFORNIA BUILDING CODE

MANUFACTURER: **CHATWORTH PRODUCTS INC.** Sheet: 1 of 15
EQUIPMENT NAME: **STANDARD & UNIVERSAL RACKS** Date: 3/23/16

GENERAL NOTES

1. THIS OSHPD PREAPPROVAL OF MANUFACTURER'S CERTIFICATION (OPM) IS BASED ON THE 2013 CBC. THE DEMANDS (DESIGN FORCES) FOR USE WITH THIS OPM SHALL BE BASED ON THE 2013 CBC.
2. THIS DOCUMENT MAY ONLY BE USED WITH THE EXPRESS WRITTEN CONSENT OF THE MANUFACTURER LISTED ABOVE FOR THE SPECIFIC PROJECT SITE AND INSTALLATION LOCATION. THIS DOCUMENT IS INVALID WITHOUT SUCH CONSENT.
3. THIS PREAPPROVAL CONFORMS TO THE 2013 CALIFORNIA BUILDING CODE WHERE S_{DS} IS NOT GREATER THAN 1.55, 1.90 & 2.20. SEE DETAIL FOR APPLICABILITY
4. FORCES PER ASCE 7-10 SECTION 13.3.1, EQUATIONS 13.3-1, 13.3-2 & 13.3-3,
   WHERE S_{DS} = 1.55, a_p = 2.5, I_p = 1.5, R_P/ = 2.5, z/h = 0 AT CONCRETE SLAB. SEE FOLLOWING SHEETS FOR Ω_o
   WHERE S_{DS} = 1.90, a_p = 2.5, I_p = 1.5, R_P/ = 2.5, z/h = 0 AT CONCRETE SLAB. SEE FOLLOWING SHEETS FOR Ω_o
   WHERE S_{DS} = 2.20, a_p = 2.5, I_p = 1.5, R_P/ = 2.5, z/h = 1 AT CONCRETE SLAB ON METAL DECK. SEE FOLLOWING SHEETS FOR Ω_o
5. THIS PREAPPROVAL COVERS ONLY THE SUPPORTS AND ATTACHMENTS OF THE EQUIPMENT TO THE STRUCTURE.
6. ALL DESIGN FORCES SHOWN ON THE DRAWINGS ARE FACTORED LOADS THAT SHALL BE USED FOR STRENGTH DESIGN.
7. CONCRETE SLAB ON METAL DECK DETAIL VALID FOR DEMANDS SHOWN AT ANY ELEVATION IN THE BUILDING. (i.e. z/h ≤ 1)
8. CONCRETE SLAB ON GRADE DETAIL VALID FOR DEMANDS SHOWN AT ANY ELEVATION BELOW GRADE. (i.e. z/h = 0)
9. **RESPONSIBILITIES OF THE STRUCTURAL ENGINEER OF RECORD OF THE BUILDING**
   A. PROVIDE SUPPORTING STRUCTURE TO SUPPORT WEIGHTS AND FORCES SHOWN IN ADDITION TO ALL OTHER LOADS.
   B. VERIFY THAT THE INSTALLATION IS IN CONFORMANCE WITH THE 2013 CBC AND WITH THE DETAILS, MATERIAL AND GAGE OF THE UNIT WHERE ATTACHMENTS ARE MADE AGREE WITH THE INFORMATION SHOWN ON THE PREAPPROVAL DOCUMENTS.
   C. VERIFY THAT PROJECT SPECIFIC VALUES OF S_{DS} & z/h RESULT IN SEISMIC FORCES (E_h, E_v) THAT DO NOT EXCEED THE VALUES ON THE DETAILS.
   D. VERIFY THAT THE CONCRETE SLAB TO WHICH THE EQUIPMENT IS ANCHORED MEETS THE REQUIREMENTS OF THE APPLICABLE ICC ESR.
   E. VERIFY THAT THE ANCHORS ARE AN ADEQUATE DISTANCE FROM ANY SLAB EDGES OR OPENINGS. (SEE TYPICAL DETAIL ON SHEET 2).
   F. VERIFY THAT ALL NEW OR EXISTING ANCHORS ARE AN ADEQUATE DISTANCE FROM THE UNIT ATTACHMENTS AND CHECK FOR INTERACTION WHERE OTHER ANCHORS ARE WITHIN 18" OR 6hef FROM THIS UNIT'S ANCHORS.

William T. Graesch No. 4197 EXP. 6-30-2016 STRUCTURAL ENGINEER STATE OF CALIFORNIA

EASE EQUIPMENT ANCHORAGE & SEISMIC ENGINEERING www.EquipmentAnchorage.com

CHATWORTH PRODUCTS INC. | DES. J. ROBERSON | SHEET 3
STANDARD & UNIVERSAL RACKS | JOB NO. 11-1453 | DATE 3/23/16 | OF 15 SHEETS

SEISMIC SUPPORTS & ATTACHMENTS — CONCRETE SLAB

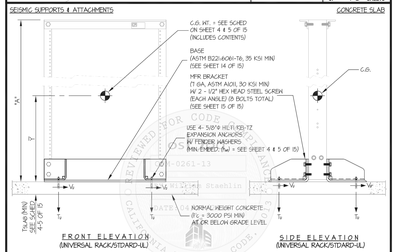

NOTES:
1. **FORCES ARE DETERMINED PER 2013 CALIFORNIA BUILDING CODE AND ASCE 7-10.**
   STRENGTH DESIGN IS USED. (S_{DS} = 2.5, I_P = 1.5, R_P = 6.0, Ω_o = 2.5, z/h = 0)
2. CENTER OF GRAVITY (CG) AND WEIGHT ARE THE GOVERNING PARAMETERS FOR DESIGN. THESE CALCULATIONS ENCOMPASS ALL WEIGHTS UP TO THE MAXIMUM WEIGHT SHOWN.
3. STRUCTURAL ENGINEER OF RECORD FOR THE BUILDING SHALL PROVIDE SUPPORT STRUCTURE DESIGNED TO SUPPORT WEIGHTS AND FORCES SHOWN IN COMBINATION WITH ALL OTHER LOADS THAT MAY BE PRESENT.
4. SEE GENERAL NOTES: SHEET 1 AND 2.

William T. Graesch No. 4197 EXP. 6-30-2016 STRUCTURAL ENGINEER STATE OF CALIFORNIA

EASE EQUIPMENT ANCHORAGE & SEISMIC ENGINEERING www.EquipmentAnchorage.com

CHATWORTH PRODUCTS INC. | DES. J. ROBERSON | SHEET 4
STANDARD & UNIVERSAL RACKS | JOB NO. 11-1453 | DATE 3/23/16 | OF 15 SHEETS

SEISMIC SUPPORTS & ATTACHMENTS — MAX S_{DS} ≤ 1.55 — CONCRETE SLAB

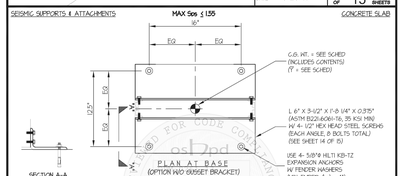

SECTION A-A

MODEL NUMBER (UNIVERSAL RACK)	TOTAL WEIGHT (lb)	EQUIP. WEIGHT (lb)	"A" (in)	Y (in)	BOLT DIA (in)	BOLT QTY	EFF. EMBED (in)	SLAB THK (in)	* Tu (lb)	* Vu (lb)
46353-X03 / 48353-X03	164	36	84	44	5/8	4	4	6	2745	71
46353-X05 / 48353-X05	144	32	90	47	5/8	4	4	6	2589	63
46353-X15 / 48353-X15	124	39	96	50	5/8	4	4	6	2383	54

* (VALUES INCLUDE Ω)

William T. Graesch No. 4197 EXP. 6-30-2016 STRUCTURAL ENGINEER STATE OF CALIFORNIA

EASE EQUIPMENT ANCHORAGE & SEISMIC ENGINEERING www.EquipmentAnchorage.com

CHATWORTH PRODUCTS INC. | DES. J. ROBERSON | SHEET 6
STANDARD & UNIVERSAL RACKS | JOB NO. 11-1453 | DATE 3/23/16 | OF 15 SHEETS

SEISMIC SUPPORTS & ATTACHMENTS — CONCRETE SLAB

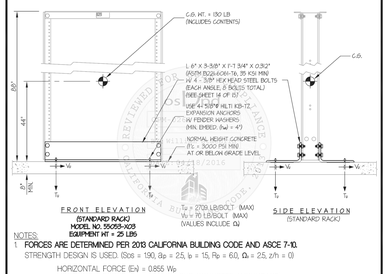

NOTES:
1. **FORCES ARE DETERMINED PER 2013 CALIFORNIA BUILDING CODE AND ASCE 7-10.**
   STRENGTH DESIGN IS USED. (S_{DS} = 1.90, a_p = 2.5, I_P = 1.5, R_P = 6.0, Ω_o = 2.5, z/h = 0)
   HORIZONTAL FORCE (E_h) = 0.855 W_P
   HORIZONTAL FORCE (E_{mh}) = 2.14 W_P (FOR CONCRETE ANCHORAGE)
   VERTICAL FORCE (E_v) = 0.38 W_P
2. CENTER OF GRAVITY (C.G.) AND WEIGHT ARE THE GOVERNING PARAMETERS FOR DESIGN. THIS PREAPPROVAL ENCOMPASSES ALL WEIGHTS UP TO THE MAXIMUM WEIGHT SHOWN.
3. STRUCTURAL ENGINEER OF RECORD FOR THE BUILDING SHALL PROVIDE SUPPORT STRUCTURE DESIGNED TO SUPPORT WEIGHTS AND FORCES SHOWN IN COMBINATION WITH ALL OTHER LOADS THAT MAY BE PRESENT.
4. SEE GENERAL NOTES: SHEET 1 AND 2.

William T. Graesch No. 4197 EXP. 6-30-2016 STRUCTURAL ENGINEER STATE OF CALIFORNIA

EASE EQUIPMENT ANCHORAGE & SEISMIC ENGINEERING www.EquipmentAnchorage.com

CHATWORTH PRODUCTS INC. | DES. J. ROBERSON | SHEET 7
STANDARD & UNIVERSAL RACKS | JOB NO. 11-1453 | DATE 3/23/16 | OF 15 SHEETS

SEISMIC SUPPORTS & ATTACHMENTS — MAX S_{DS} ≤ 1.90 — CONCRETE SLAB

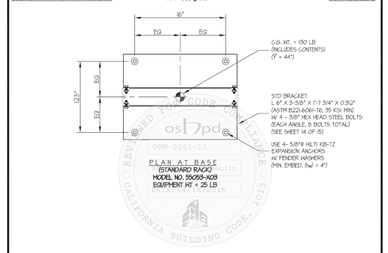

William T. Graesch No. 4197 EXP. 6-30-2016 STRUCTURAL ENGINEER STATE OF CALIFORNIA

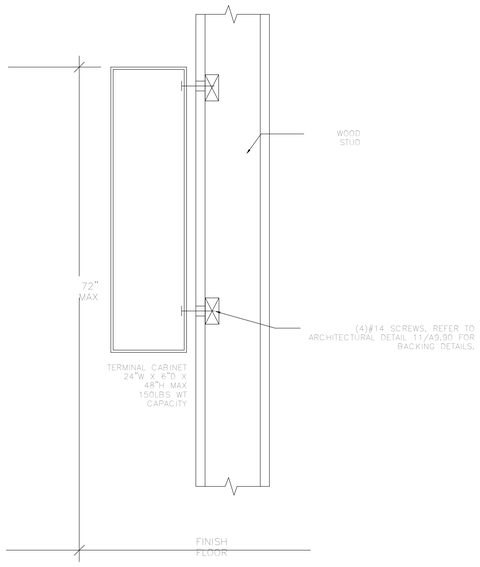

3 TYPICAL TERMINAL CABINET
NO SCALE

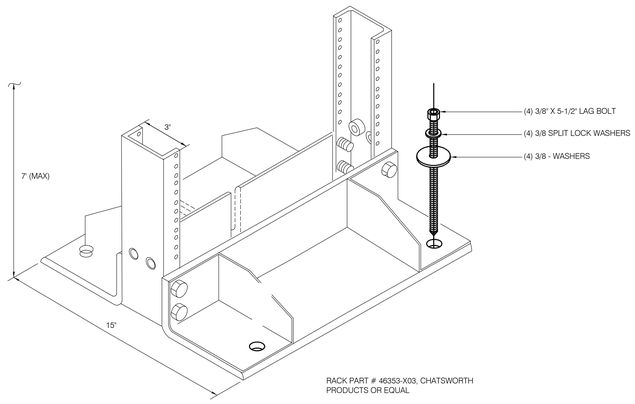

RACK PART # 46353-X03, CHATSWORTH PRODUCTS OR EQUAL

MAX. WEIGHT = 350 # (LEVEL 2 AND 3: WOOD FLOOR)

2 WOOD FLOOR MOUNTED RACK (2-POST)
NO SCALE

4 CHATSWORTH PRODUCT 2 POST #46353-X03 OPM-0261-13
NO SCALE

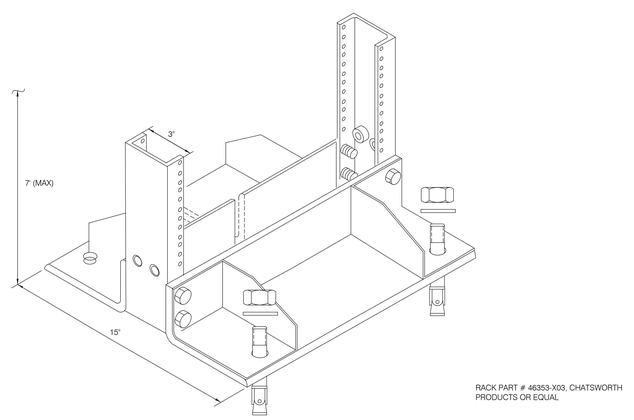

RACK PART # 46353-X03, CHATSWORTH PRODUCTS OR EQUAL

MAX. WEIGHT = 600 # (SLAB ON GRADE)

1 CONCRETE FLOOR MOUNTED RACK (2-POST)
NO SCALE

DSA STAMP

IDENTIFICATION STAMP
DIV. OF THE STATE ARCHITECT
APP: 03-123205 INC: 02
REVIEWED FOR
SS ☑ FLS ☑ ACS ☑
DATE: 02/01/2024

HPI architecture
www.hpiarchitecture.com
115 22nd street
Newport Beach, CA
92663
o: 949.675.6442

SEAL

LICENSED ARCHITECT AMMAR NAJI SARSAM C-30902 12/31/2025 RENEWAL DATE STATE OF CALIFORNIA

CONSULTANTS

P2S ENG
Long Beach // Irvine // Los Angeles
San Diego // San Jose // Seattle
p2sinc.com

No. E23223 Bryant Scags ELECTRICAL REGISTERED PROFESSIONAL ENGINEER STATE OF CALIFORNIA

PROJECT TITLE
COMPTON COLLEGE
STUDENT HOUSING
INCREMENT 2 OF 2 - BUILDING & ASSOCIATED SITE WORK
1111 E. ARTESIA BLVD, COMPTON, CA 90221

Compton College

ISSUED

#	DATE	DESCRIPTION
	10/19/2023	DSA BACKCHECK SUBMITTAL

PROJECT IDENTIFICATION

THE DRAWINGS IN THE SHEET INDEX WERE ORIGINALLY CREATED IN AUTODESK REVIT V. 2018 UNLESS OTHERWISE NOTED.

THE ORIGINAL SIZE OF THIS SHEET IS 30" X 42".

THESE DRAWINGS AND SPECIFICATIONS ARE THE PROPERTY AND COPYRIGHT OF THE ARCHITECT AND SHALL NOT BE USED ON ANY OTHER PROJECT OR LOCATIONS EXCEPT AS DESCRIBED ON THE DRAWINGS, WITHOUT WRITTEN AGREEMENT WITH THE ARCHITECT.

© HPI ARCHITECTURE 2022

SHEET TITLE
DETAILS

SHEET NUMBER
T6.02

CONSTRUCTION DOCUMENTS

12/22/2023 8:36:21 AM Autodesk Docs://Compton College Student Housing/Compton College Student Housing_AVITS.rvt

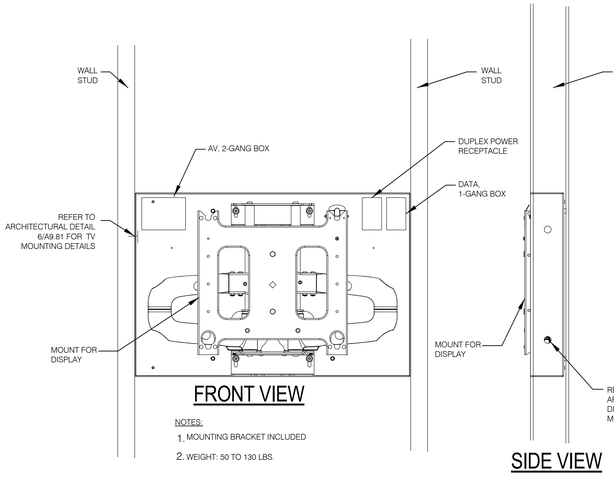

TYPICAL LCD/LED SMART TV RECESSED MOUNTING, (CHIEF PNRIWUB) SWING ARM TYPE FOR MEETING ROOM A131, STUDY ROOMS A200B AND A300B, PLAYROOM B150A, STUDY ROOMS B250A AND B350A

6 NO SCALE

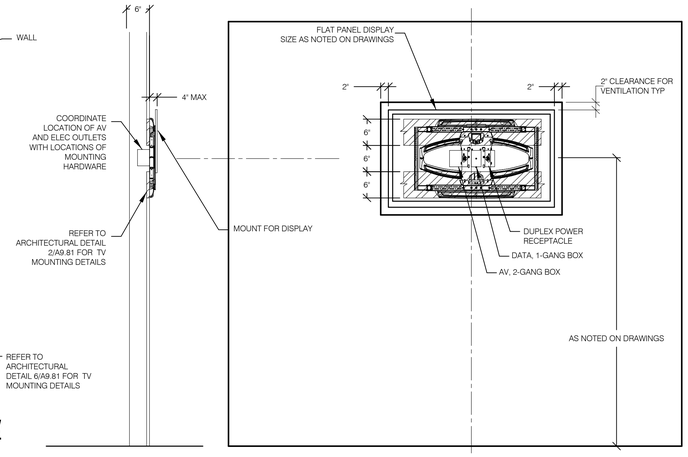

TYPICAL LCD/LED SMART TV MOUNTING, SWING ARM TYPE.

5 NO SCALE

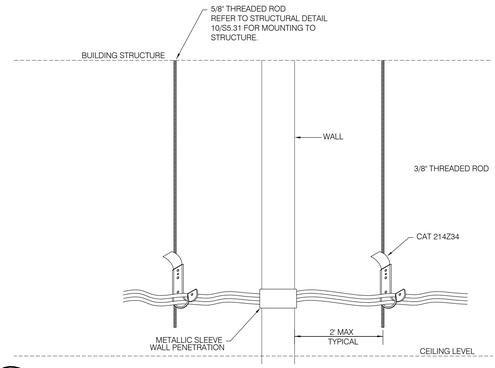

TYPICAL J-HOOK INSTALLATION

4 NO SCALE

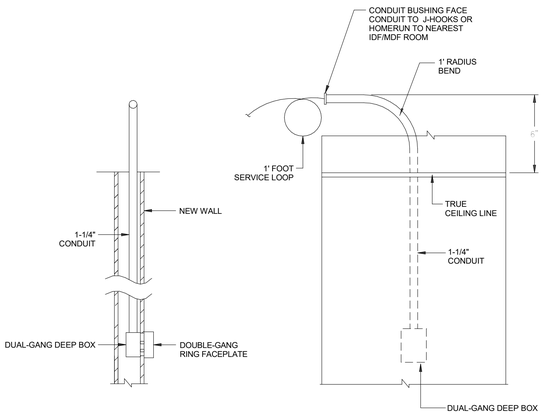

TYPICAL OUTLET CONCEALED CONDUIT

3 NO SCALE

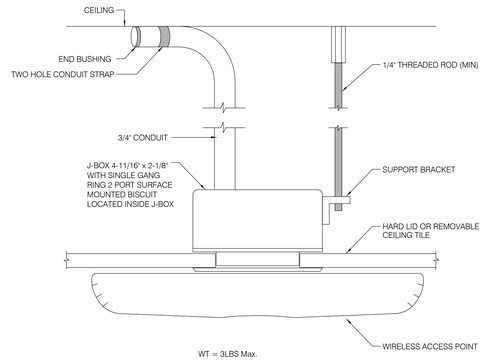

CEILING MOUNTED WIRELESS ACCESS POINT

2 NO SCALE

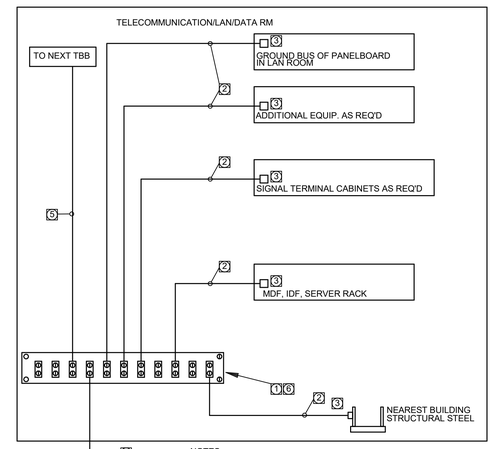

TELECOMMUNICATIONS/DATA GROUNDING DETAIL

1 NOT TO SCALE

DSA STAMP

IDENTIFICATION STAMP
DIV. OF THE STATE ARCHITECT
APP: 03-123205 INC: 02
REVIEWED FOR
SS ☑ FLS ☑ ACS ☑
DATE: 02/01/2024

HPI architecture
www.hpiarchitecture.com
115 22nd street
Newport Beach, CA
92663
o: 949.675.6442

SEAL

LICENSED ARCHITECT AMMAR NAJI SARSAM C-30902 12/31/2025 RENEWAL DATE STATE OF CALIFORNIA

CONSULTANTS

P2S ENG
Long Beach // Irvine // Los Angeles
San Diego // San Jose // Seattle
p2sinc.com

STRUCTURAL PROFESSIONAL ENGINEER No. 632229 Bryant Szabo ELECTRICAL STATE OF CALIFORNIA

PROJECT TITLE
COMPTON COLLEGE
STUDENT HOUSING
INCREMENT 2 OF 2 - BUILDING & ASSOCIATED SITE WORK
1111 E. ARTESIA BLVD, COMPTON, CA 90221

Compton College

ISSUED

#	DATE	DESCRIPTION
	10/19/2023	DSA BACKCHECK SUBMITTAL

PROJECT IDENTIFICATION

THE DRAWINGS IN THE SHEET INDEX WERE ORIGINALLY CREATED IN AUTODESK REVIT V. 2018 UNLESS OTHERWISE NOTED.

THE ORIGINAL SIZE OF THIS SHEET IS 30" X 42".

THESE DRAWINGS AND SPECIFICATIONS ARE THE PROPERTY AND COPYRIGHT OF THE ARCHITECT AND SHALL NOT BE USED ON ANY OTHER PROJECT OR LOCATIONS EXCEPT AS DESCRIBED ON THE DRAWINGS, WITHOUT WRITTEN AGREEMENT WITH THE ARCHITECT.

© HPI ARCHITECTURE 2022

SHEET TITLE
DETAILS

SHEET NUMBER
T6.03

CONSTRUCTION DOCUMENTS

12/22/2023 8:36:21 AM Autodesk Docs://Compton College Student Housing/Compton College Student Housing_AVITS.rvt

GENERAL NOTES:

1. COORDINATE LOCKING HARDWARE WITH HARDWARE PROVIDER UNDER OTHER SPECIFIC SECTIONS.
2. VIEW IS SHOWN FROM SECURED SIDE OF PORTAL. ELECTRICAL CONDUIT, BOXES AND EQUIPMENT SHALL BE MOUNTED ON SECURED SIDE OF PORTAL, UNLESS OTHERWISE NOTED.
3. DETAILS ARE FOR REFERENCE ONLY. SEE FLOOR PLANS FOR LEFT OR RIGHT HAND PLACEMENT OF DEVICES.
4. PROVIDE E.O.L. RESISTOR AS REQUIRED OF SUPERVISED CIRCUIT.
5. CONTRACTOR PROVIDE CONDUIT WITH PULL STRING TO EVERY DEVICE LOCATION FROM SECURITY JUNCTION BOX.

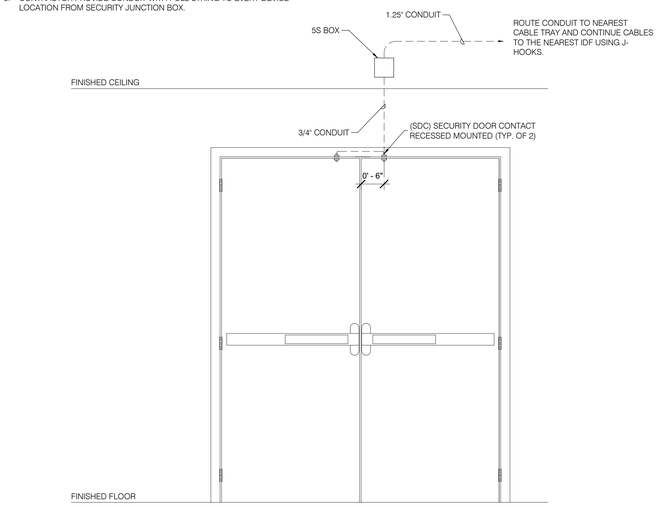

6 TYP. DOUBLE DOOR WITH DOOR CONTACTS

SCALE: NONE

GENERAL NOTES:

1. COORDINATE LOCKING HARDWARE WITH HARDWARE PROVIDER UNDER OTHER SPECIFIC SECTIONS.
2. VIEW IS SHOWN FROM SECURED SIDE OF PORTAL. ELECTRICAL CONDUIT, BOXES AND EQUIPMENT SHALL BE MOUNTED ON SECURED SIDE OF PORTAL, UNLESS OTHERWISE NOTED.
3. DETAILS ARE FOR REFERENCE ONLY. SEE FLOOR PLANS FOR LEFT OR RIGHT HAND PLACEMENT OF DEVICES.
4. PROVIDE E.O.L. RESISTOR AS REQUIRED OF SUPERVISED CIRCUIT.
5. CONTRACTOR PROVIDE CONDUIT WITH PULL STRING TO EVERY DEVICE LOCATION FROM SECURITY JUNCTION BOX.

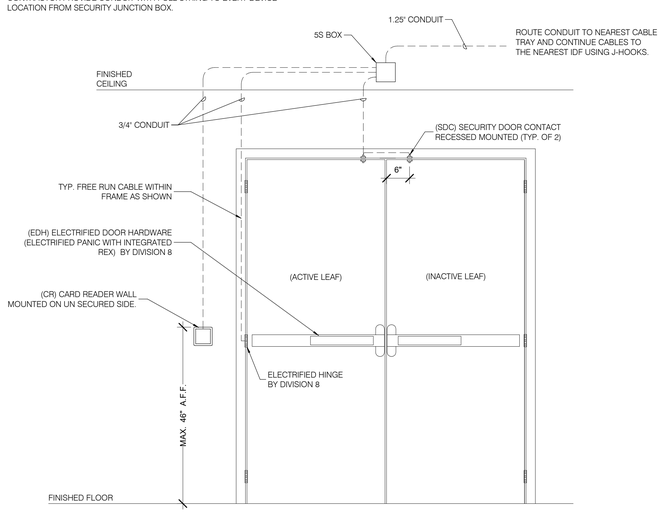

4 TYP. ACCESS CONTROLLED DOUBLE DOOR - WALL MOUNT READER

SCALE: NONE

GENERAL NOTES:

1. COORDINATE LOCKING HARDWARE WITH HARDWARE PROVIDER UNDER OTHER SPECIFIC SECTIONS.
2. VIEW IS SHOWN FROM SECURED SIDE OF PORTAL. ELECTRICAL CONDUIT, BOXES AND EQUIPMENT SHALL BE MOUNTED ON SECURED SIDE OF PORTAL, UNLESS OTHERWISE NOTED.
3. DETAILS ARE FOR REFERENCE ONLY. SEE FLOOR PLANS FOR LEFT OR RIGHT HAND PLACEMENT OF DEVICES.
4. PROVIDE E.O.L. RESISTOR AS REQUIRED OF SUPERVISED CIRCUIT.
5. CONTRACTOR PROVIDE CONDUIT WITH PULL STRING TO EVERY DEVICE LOCATION FROM SECURITY JUNCTION BOX.

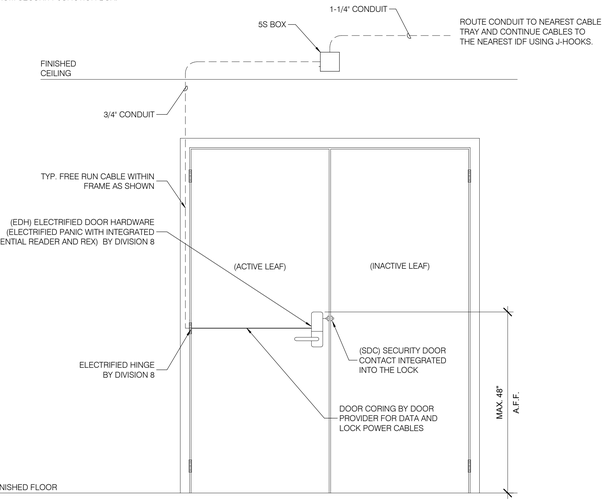

2 TYP. ELEC. LOCK W/ INTEGRATED READER - DOUBLE DOOR

SCALE: NONE

GENERAL NOTES:

1. COORDINATE LOCKING HARDWARE WITH HARDWARE PROVIDER UNDER OTHER SPECIFIC SECTIONS.
2. VIEW IS SHOWN FROM SECURED SIDE OF PORTAL. ELECTRICAL CONDUIT, BOXES AND EQUIPMENT SHALL BE MOUNTED ON SECURED SIDE OF PORTAL, UNLESS OTHERWISE NOTED.
3. DETAILS ARE FOR REFERENCE ONLY. SEE FLOOR PLANS FOR LEFT OR RIGHT HAND PLACEMENT OF DEVICES.
4. PROVIDE E.O.L. RESISTOR AS REQUIRED OF SUPERVISED CIRCUIT.
5. CONTRACTOR PROVIDE CONDUIT WITH PULL STRING TO EVERY DEVICE LOCATION FROM SECURITY JUNCTION BOX.

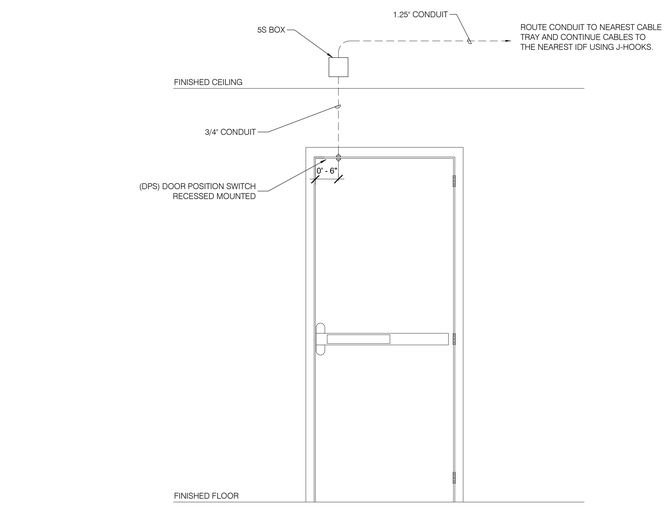

5 TYP. SINGLE DOOR WITH DOOR CONTACT

SCALE: NONE

GENERAL NOTES:

1. COORDINATE LOCKING HARDWARE WITH HARDWARE PROVIDER UNDER OTHER SPECIFIC SECTIONS.
2. VIEW IS SHOWN FROM SECURED SIDE OF PORTAL. ELECTRICAL CONDUIT, BOXES AND EQUIPMENT SHALL BE MOUNTED ON SECURED SIDE OF PORTAL, UNLESS OTHERWISE NOTED.
3. DETAILS ARE FOR REFERENCE ONLY. SEE FLOOR PLANS FOR LEFT OR RIGHT HAND PLACEMENT OF DEVICES.
4. PROVIDE E.O.L. RESISTOR AS REQUIRED OF SUPERVISED CIRCUIT.
5. CONTRACTOR PROVIDE CONDUIT WITH PULL STRING TO EVERY DEVICE LOCATION FROM SECURITY JUNCTION BOX.

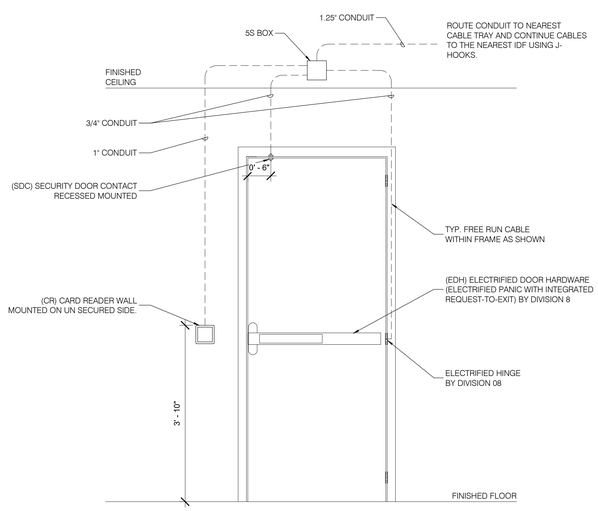

3 TYP. ACCESS CONTROLLED SINGLE DOOR - WALL MOUNT READER

SCALE: NONE

GENERAL NOTES:

1. COORDINATE LOCKING HARDWARE WITH HARDWARE PROVIDER UNDER OTHER SPECIFIC SECTIONS.
2. VIEW IS SHOWN FROM SECURED SIDE OF PORTAL. ELECTRICAL CONDUIT, BOXES AND EQUIPMENT SHALL BE MOUNTED ON SECURED SIDE OF PORTAL, UNLESS OTHERWISE NOTED.
3. DETAILS ARE FOR REFERENCE ONLY. SEE FLOOR PLANS FOR LEFT OR RIGHT HAND PLACEMENT OF DEVICES.
4. PROVIDE E.O.L. RESISTOR AS REQUIRED OF SUPERVISED CIRCUIT.
5. CONTRACTOR PROVIDE CONDUIT WITH PULL STRING TO EVERY DEVICE LOCATION FROM SECURITY JUNCTION BOX.

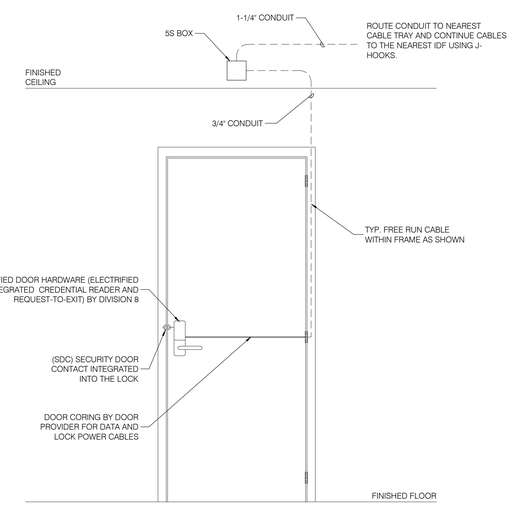

1 TYP. ELEC. LOCK W/ INTEGRATED READER - SINGLE DOOR

SCALE: NONE

DSA STAMP

IDENTIFICATION STAMP
DIV. OF THE STATE ARCHITECT
APP: 03-123205 INC: 02
REVIEWED FOR
SS ☑ FLS ☑ ACS ☑
DATE: 02/01/2024

HPI architecture
www.hpiarchitecture.com
115 22nd street
Newport Beach, CA
92663
o: 949.675.6442

SEAL

LICENSED ARCHITECT
AMMAR NAJI SARSAM
C-30902
12/31/2025
RENEWAL DATE
STATE OF CALIFORNIA

CONSULTANTS

P2S ENG
Long Beach // Irvine // Los Angeles
San Diego // San Jose // Seattle
p2sinc.com

REGISTERED PROFESSIONAL ENGINEER
No. E32223
Bryant Szeto
ELECTRICAL
STATE OF CALIFORNIA

PROJECT TITLE
COMPTON COLLEGE
STUDENT HOUSING
INCREMENT 2 OF 2 - BUILDING & ASSOCIATED SITE WORK
1111 E. ARTESIA BLVD, COMPTON, CA 90221

Compton College

ISSUED

#	DATE	DESCRIPTION
	10/19/2023	DSA BACKCHECK SUBMITTAL

PROJECT IDENTIFICATION

THE DRAWINGS IN THE SHEET INDEX WERE ORIGINALLY CREATED IN AUTODESK REVIT V. 2018 UNLESS OTHERWISE NOTED.

THE ORIGINAL SIZE OF THIS SHEET IS 30" X 42".

THESE DRAWINGS AND SPECIFICATIONS ARE THE PROPERTY AND COPYRIGHT OF THE ARCHITECT AND SHALL NOT BE USED ON ANY OTHER PROJECT OR LOCATIONS EXCEPT AS DESCRIBED ON THE DRAWINGS, WITHOUT WRITTEN AGREEMENT WITH THE ARCHITECT.

© HPI ARCHITECTURE 2022

SHEET TITLE
DETAILS

SHEET NUMBER
T6.04

CONSTRUCTION DOCUMENTS

12/22/2023 8:36:22 AM Autodesk Docs://Compton College Student Housing/Compton College Student Housing_AVITS.rvt

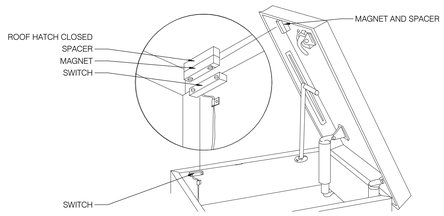

6 TYP. SECURITY CONTACT FOR ROOF HATCH

SCALE: NONE

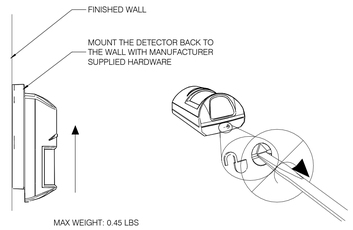

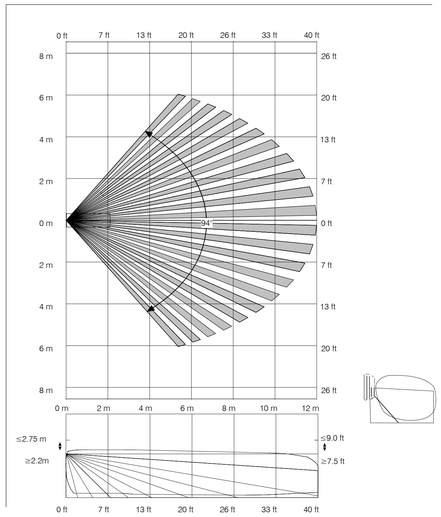

4 TYP. WALL MOUNTED MOTION DETECTOR (ISC-PPR1-W16)

SCALE: NONE

GENERAL NOTES:

1. COORDINATE LOCKING HARDWARE WITH HARDWARE PROVIDER UNDER OTHER SPECIFIC SECTIONS.
2. VIEW IS SHOWN FROM SECURED SIDE OF PORTAL. ELECTRICAL CONDUIT, BOXES AND EQUIPMENT SHALL BE MOUNTED ON SECURED SIDE OF PORTAL, UNLESS OTHERWISE NOTED.
3. DETAILS ARE FOR REFERENCE ONLY. SEE FLOOR PLANS FOR LEFT OR RIGHT HAND PLACEMENT OF DEVICES.
4. PROVIDE E.O.L. RESISTOR AS REQUIRED OF SUPERVISED CIRCUIT.
5. CONTRACTOR PROVIDE CONDUIT WITH PULL STRING TO EVERY DEVICE LOCATION FROM SECURITY JUNCTION BOX.

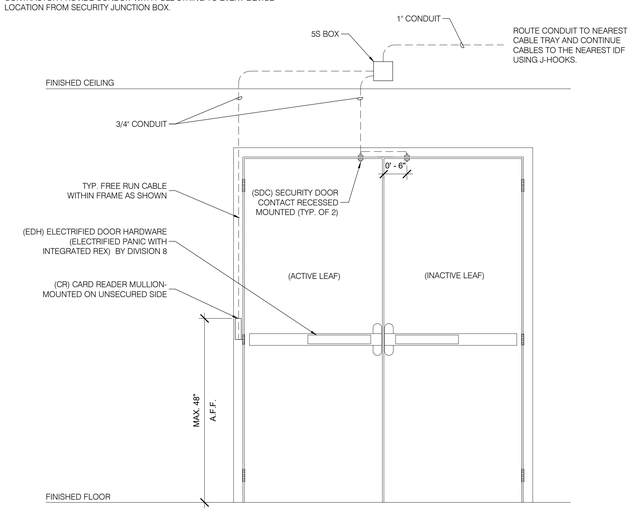

2 TYP. ACCESS CONTROLLED DOUBLE DOOR - MULLION READER

SCALE: NONE

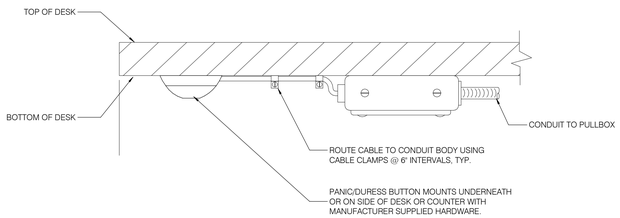

5 PANIC-DURESS BUTTON DETAIL

SCALE: NONE

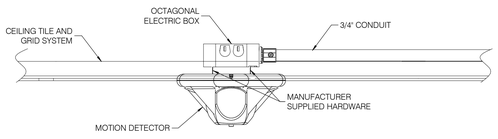

MAX WEIGHT: 5 LBS

3 TYP CEILING MOUNTED MOTION DETECTOR

SCALE: NONE

GENERAL NOTES:

1. COORDINATE LOCKING HARDWARE WITH HARDWARE PROVIDER UNDER OTHER SPECIFIC SECTIONS.
2. VIEW IS SHOWN FROM SECURED SIDE OF PORTAL. ELECTRICAL CONDUIT, BOXES AND EQUIPMENT SHALL BE MOUNTED ON SECURED SIDE OF PORTAL, UNLESS OTHERWISE NOTED.
3. DETAILS ARE FOR REFERENCE ONLY. SEE FLOOR PLANS FOR LEFT OR RIGHT HAND PLACEMENT OF DEVICES.
4. PROVIDE E.O.L. RESISTOR AS REQUIRED OF SUPERVISED CIRCUIT.
5. CONTRACTOR PROVIDE CONDUIT WITH PULL STRING TO EVERY DEVICE LOCATION FROM SECURITY JUNCTION BOX.

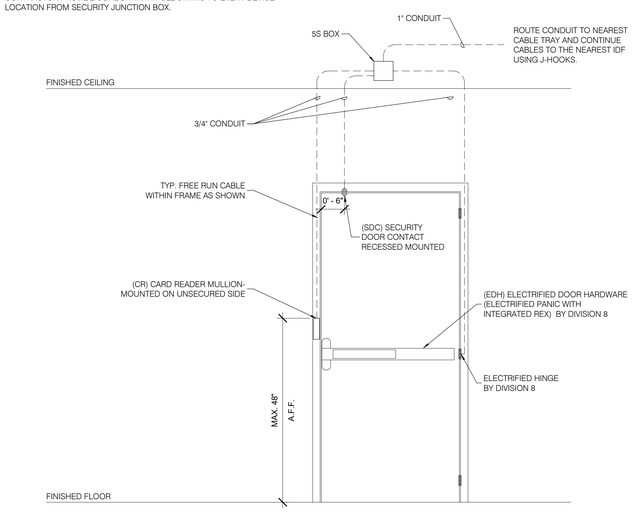

1 TYP. ACCESS CONTROLLED SINGLE DOOR - MULLION READER

SCALE: NONE

DSA STAMP

IDENTIFICATION STAMP
DIV. OF THE STATE ARCHITECT
APP: 03-123205 INC: 02
REVIEWED FOR
SS ☑ FLS ☑ ACS ☑
DATE: 02/01/2024

HPI architecture
www.hpiarchitecture.com
115 22nd street
Newport Beach, CA
92663
o: 949.675.6442

SEAL

LICENSED ARCHITECT
AMMAR NAJI SARSAM
C-30902
12/31/2025
RENEWAL DATE
STATE OF CALIFORNIA

CONSULTANTS

P2S ENG
Long Beach // Irvine // Los Angeles
San Diego // San Jose // Seattle
p2sinc.com

REGISTERED PROFESSIONAL ENGINEER
No. E32223
Bryant Szeto
ELECTRICAL
STATE OF CALIFORNIA

PROJECT TITLE
COMPTON COLLEGE
STUDENT HOUSING
INCREMENT 2 OF 2 - BUILDING & ASSOCIATED SITE WORK
1111 E. ARTESIA BLVD, COMPTON, CA 90221

Compton College

ISSUED

#	DATE	DESCRIPTION
	10/19/2023	DSA BACKCHECK SUBMITTAL

PROJECT IDENTIFICATION

THE DRAWINGS IN THE SHEET INDEX WERE ORIGINALLY CREATED IN AUTODESK REVIT V. 2018 UNLESS OTHERWISE NOTED.

THE ORIGINAL SIZE OF THIS SHEET IS 30" X 42".

THESE DRAWINGS AND SPECIFICATIONS ARE THE PROPERTY AND COPYRIGHT OF THE ARCHITECT AND SHALL NOT BE USED ON ANY OTHER PROJECT OR LOCATIONS EXCEPT AS DESCRIBED ON THE DRAWINGS, WITHOUT WRITTEN AGREEMENT WITH THE ARCHITECT.

© HPI ARCHITECTURE 2022

SHEET TITLE
DETAILS

SHEET NUMBER
T6.05

CONSTRUCTION DOCUMENTS

12/22/2023 8:36:23 AM Autodesk Docs://Compton College Student Housing/Compton College Student Housing_AVITS.rvt

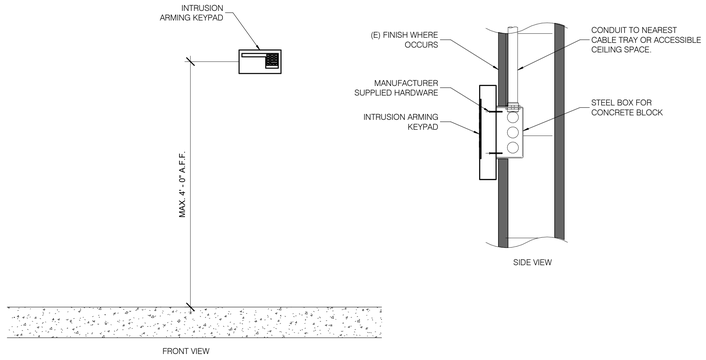

6 TYP. ARMING KEYPAD ELEVATION MOUNTING DETAIL

SCALE: NONE

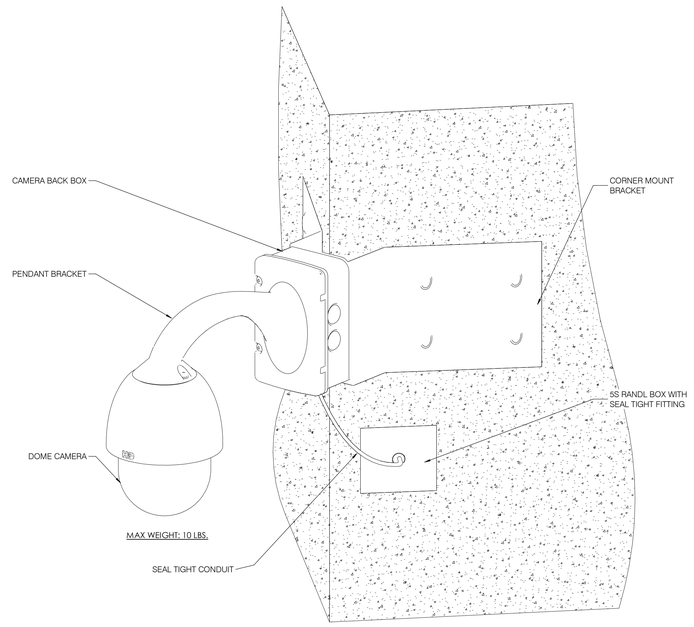

4 TYP. CORNER MOUNTED DOME CAMERA

SCALE: NONE

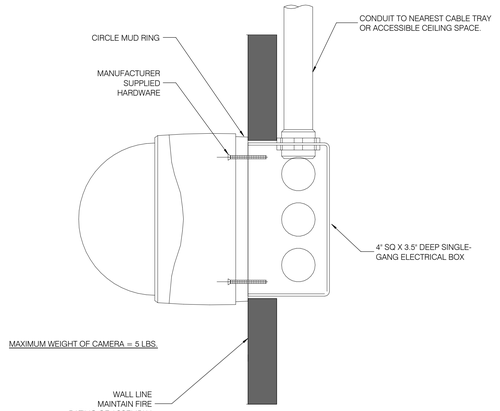

2 TYP. DOME WALL SURFACE MOUNTED CAMERA

SCALE: NONE

GENERAL NOTES

1. MOUNT 4S BOX TO CEILING SLAB USING 5/8" DIA HILTI KB-TZ2 W/ 2-3/4" EFFECTIVE MIN (ICC ESR-4266) EMBEDMENT.
2. MOUNT CONDUIT TO CEILING SLAB USING CONDUIT CLIPS AND 5/8" DIA HILTI KB-TZ2 W/ 2-3/4" EFFECTIVE MIN (ICC ESR-4266) EMBEDMENT.

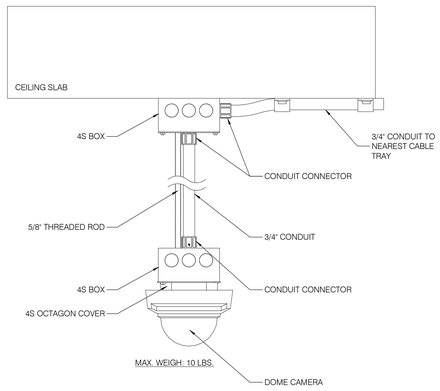

5 TYP. CEILING PENDANT-MOUNTED CAMERA - WITH SUPPORT ROD

SCALE: NONE

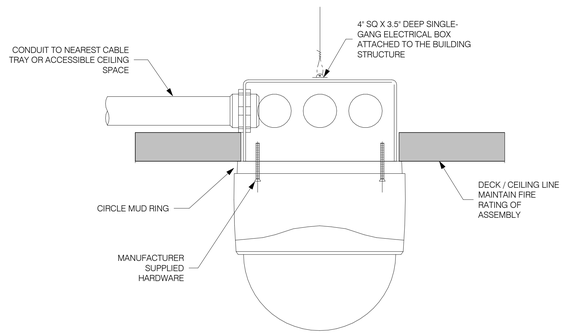

3 TYP. DOME CEILING SURFACE MOUNTED CAMERA DETAIL

SCALE: NONE

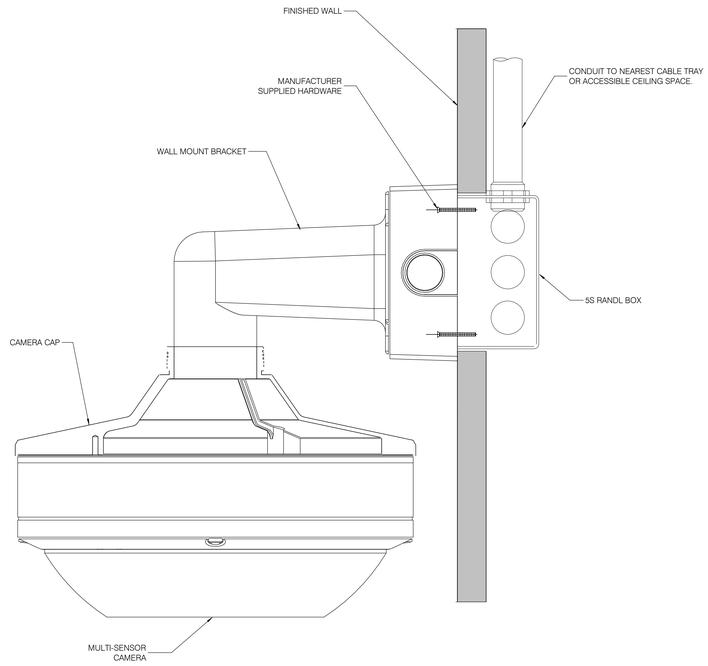

MAXIMUM WEIGHT OF CAMERA = 10 LBS.

1 TYP. WALL PENDANT MOUNTED CAMERA DETAIL - MULTISENSOR

SCALE: NONE

DSA STAMP

IDENTIFICATION STAMP
DIV. OF THE STATE ARCHITECT
APP: 03-123205 INC: 02
REVIEWED FOR
SS ☑ FLS ☑ ACS ☑
DATE: 02/01/2024

architecture
www.hpiarchitecture.com
115 22nd street
Newport Beach, CA
92663
o: 949.675.6442

SEAL

LICENSED ARCHITECT
AMMAR NAJI SARSAM
C-30902
12/31/2025
RENEWAL DATE
STATE OF CALIFORNIA

CONSULTANTS

P2S ENG
Long Beach // Irvine // Los Angeles
San Diego // San Jose // Seattle
p2sinc.com

REGISTERED PROFESSIONAL ENGINEER
No. E32223
Bryant Izaga
ELECTRICAL
STATE OF CALIFORNIA

PROJECT TITLE
COMPTON COLLEGE
STUDENT HOUSING
INCREMENT 2 OF 2 - BUILDING & ASSOCIATED SITE WORK
1111 E. ARTESIA BLVD, COMPTON, CA 90221

Compton College

ISSUED

#	DATE	DESCRIPTION
	10/19/2023	DSA BACKCHECK SUBMITTAL

PROJECT IDENTIFICATION

THE DRAWINGS IN THE SHEET INDEX WERE ORIGINALLY CREATED IN AUTODESK REVIT V. 2018 UNLESS OTHERWISE NOTED.

THE ORIGINAL SIZE OF THIS SHEET IS 30" X 42".

THESE DRAWINGS AND SPECIFICATIONS ARE THE PROPERTY AND COPYRIGHT OF THE ARCHITECT AND SHALL NOT BE USED ON ANY OTHER PROJECT OR LOCATIONS EXCEPT AS DESCRIBED ON THE DRAWINGS, WITHOUT WRITTEN AGREEMENT WITH THE ARCHITECT.

© HPI ARCHITECTURE 2022

SHEET TITLE
DETAILS

SHEET NUMBER
T6.06

CONSTRUCTION DOCUMENTS

12/22/2023 12:13:53 PM Autodesk Docs://Compton College Student Housing/Compton College Student Housing_MEP.rvt

DEVICE SCHEDULE

SYMBOL	MODEL	MANUFACTURER	DESCRIPTION	C.S.F.M.
PANELS/CABINETS				
FACP	4100ES	SIMPLEX	ADDRESSABLE FIRE ALARM CONTROL PANEL WITH ANNUNCIATOR	7165-0026:0251
FATC	N/A	N/A	FIRE ALARM TERMINAL CABINET	N/A
FAPS	4100-5120	SIMPLEX	REMOTE NAC POWER SUPPLY PANEL	7165-0026:0251
ADDRESSABLE INITIATING DEVICES				
S	4098-9714	SIMPLEX	ADDRESSABLE SMOKE DETECTOR	7272-0026:0218
	4098-9792	SIMPLEX	DETECTOR BASE	7300-0026:0217
S	4098-9714	SIMPLEX	ADDRESSABLE SMOKE DETECTOR	7272-0026:0218
	4098-9794	SIMPLEX	SOUNDER BASE DETECTOR BASE	7300-0026:0217
F	4099-9021	SIMPLEX	ADDRESSABLE MANUAL PULL STATION	7150-0026:0024
H	4098-9733, 4098-9792	SIMPLEX	ADDRESSABLE HEAT DETECTOR	7272-0026:0218, 7300-0026:0217
D	4098-9756	SIMPLEX	DUCT DETECTOR (INCLUDES ONE 4098-9843 RELAY)	3240-0026:0241
ADDRESSABLE MODULES				
M	4090-9001	SIMPLEX	ADDRESSABLE MONITOR MODULE	7300-0026:0223
R	4090-9008	SIMPLEX	ADDRESSABLE RELAY MODULE	7300-0026:0311
MI	4098-9843	SIMPLEX	MULTI-VOLTAGE CONTROL RELAY	7300-1004:0101
NOTIFICATION APPLIANCES				
	4906-9130	SIMPLEX	MULTI-CANDELA CEILING HORN STROBE	7125-0026:0317
WP	4096-9131	SIMPLEX	WEATHERPROOF WALL HORN STROBE	7125-0026:0331
	4096-9111	SIMPLEX	MULTI-CANDELA WALL STROBE	7125-0026:0333
AUXILIARY ACCESSORIES				
TS	BY SPRINKLER CONTRACTOR	BY SPRINKLER CONTRACTOR	TAMPER SWITCH	-
FS	BY SPRINKLER CONTRACTOR	BY SPRINKLER CONTRACTOR	FLOW SWITCH	-
PI	BY SPRINKLER CONTRACTOR	BY SPRINKLER CONTRACTOR	POST INDICATOR VALVE SWITCH	-
	BY SPRINKLER CONTRACTOR	BY SPRINKLER CONTRACTOR	FIRE SPRINKLER BELL	-
E.O.L.	-	-	END OF LINE RESISTOR	-

MONITORING INFORMATION

ALARM SERVICE COMPANY : (214821-001)
JOHNSON CONTROLS
12728 SHOEMAKER AVENUE
SANTA FE SPRINGS, CA 90670
(562) 405-3800

SERVICE CENTER : (214821-001)
JOHNSON CONTROLS
50TECHNOLOGY DRIVE
WESTMINSTER, MA 01441
(978) 731-2500

SYSTEM OUTPUTS

	ANNUNCIATION								NOTIFICATION								FIRE SAFETY CONTROL							
SYSTEM INPUTS	ACTIVATE CONTROL PANEL TROUBLE BUZZER AND LED	ACTIVATE CONTROL PANEL SUPERVISORY BUZZER AND LED	ACTIVATE CONTROL PANEL ALARM BUZZER AND LED	ANNUNCIATE AT REMOTE FIRE ALARM ANNUNCIATOR	ANNUNCIATE AT APPROPRIATE ZONING PANEL LOCATION	ANNUNCIATE AT SUPERVISING STATION (SMRB)	TRANSMIT SIGNAL TO SUPERVISING STATION (SMRB)	ACTIVATE ANY ON ALL FLOORS	ACTIVATE ELEVATOR COS LIGHT (FIREMANS HAT)	SHUTDOWN REQUIRED HVAC FOR ENTIRE BUILDING	CLOSE ALL FIRE/SMOKE DAMPERS FOR ENTIRE BUILDING	RELEASE ALL ELECTRONICALLY HELD DOORS	RECALL ELEVATORS TO DESIGNATED PRIMARY LEVEL	RECALL ELEVATORS TO DESIGNATED ALTERNATE LEVEL	SHUTDOWN ELEVATOR							
	A	B	C	D	E	F	G	H	I	J	K	L	M	N	O									
1	MANUAL PULL STATION				●	●	●	●	●				●				1								
2	AREA SMOKE DETECTOR				●	●	●	●	●			●	●	●			2								
3	DUCT SMOKE DETECTOR		●			●	●	●				●	●				3								
4	ELEVATOR LOBBY SMOKE DETECTOR (LEVEL 1)				●	●	●	●	●			●	●	●		●	4								
5	ELEVATOR LOBBY SMOKE DETECTOR (NOT LEVEL 1)				●	●	●	●	●			●	●	●	●		5								
6	MODULAR SPACE AREA SMOKE DETECTOR		●			●	●	●			●						6								
7	ELEVATOR MACHINE ROOM SMOKE DETECTOR				●	●	●	●	●	●		●	●	●	●		7								
8	ELEVATOR MACHINE ROOM HEAT DETECTOR				●	●	●	●	●			●	●	●			8								
9	FIRE ALARM CONTROL PANEL 120VAC POWER FAILURE	●				●		●									9								
10	SYSTEM DEVICE WIRING SHORT CIRCUIT	●				●		●									10								
11	SYSTEM DEVICE WIRING OPEN CIRCUIT	●				●		●									11								
12	SYSTEM DEVICE WIRING GROUND FAULT	●				●		●									12								
13	WATERFLOW SWITCH (SPRINKLER)			●	●	●	●	●			●	●	●				13								
14	TAMPER SWITCH (SPRINKLER RISER)		●		●		●										14								
15	TAMPER SWITCH (POST INDICATOR VALVE)		●		●		●										15								
	A	B	C	D	E	F	G	H	I	J	K	L	M	N	O									

WIRE SCHEDULE

DESIGNATION	CIRCUIT TYPE	WIRE/CABLE TYPE	C.S.F.M.
M	SIGNALING LINE CIRCUIT	UNSHIELDED 2#16 FPL; GENESIS CABLE 4111	7161-1487:0100
V	NOTIFICATION APPLIANCE CIRCUIT	UNSHIELDED 2#12 FPL; GENESIS CABLE 4115	7161-1487:0100
S	SPEAKER CIRCUIT	SHIELDED 2#14 FPL; GENESIS CABLE 4208	7161-1487:0100
X	INITIATING CIRCUIT	UNSHIELDED 2#14 FPL; GENESIS CABLE 4113	7161-1487:0100
P	AUXILIARY POWER (24 VDC)	UNSHIELDED 2#14 FPL; GENESIS CABLE 4113	7161-1487:0100
F	FIREFIGHTER'S TELEPHONE	UNSHIELDED 2#16 FPL; GENESIS CABLE 4206	7161-1487:0100
D	NETWORK DATA	UNSHIELDED 2#18 FPL; GENESIS CABLE 4106	7161-1487:0100
A	NETWORK AUDIO	UNSHIELDED 2#18 FPL; GENESIS CABLE 4106	7161-1487:0100

NOTE:
1. ALARM, TROUBLE, AND SUPERVISORY SIGNALS FROM ALL ADDRESSABLE DEVICES SHALL BE ENCODED ON AN NFPA 72 CLASS B SIGNALING LINE CIRCUIT (SLC).
2. INITIATION DEVICE CIRCUITS (IDC) CONTAINING MORE THAN ONE DEVICE SHALL BE WIRED NFPA 72 CLASS B AS PART OF AN ADDRESSABLE DEVICE CONNECTED BY THE SLC.
3. NOTIFICATION APPLIANCE CIRCUITS (NAC) SHALL BE WIRED CLASS B.
4. PROVIDE WET LOCATION RATED CABLES WHERE INSTALLED UNDERGROUND OUTSIDE THE BUILDING.
5. ALARM SIGNALS ARRIVING AT THE FACP SHALL NOT BE LOST FOLLOWING A PRIMARY POWER FAILURE (OR OUTAGE) UNTIL THE ALARM SIGNAL IS PROCESSED AND RECORDED.

LEGEND

SYMBOL	DESCRIPTION
-	NOTE CALLOUT
- -	DETAIL CALLOUT - NUMBER ON TOP DENOTES DETAIL NUMBER - NUMBER ON BOTTOM DENOTES SHEET DETAIL IS SHOWN
- -	SECTION CALLOUT
	NEW LINEWORK
	EXISTING LINEWORK
	DEMOLISHED LINEWORK
	CONDUIT CONCEALED IN WALL OR ABOVE CEILING
	CONDUIT EXPOSED
	CONDUIT CONCEALED UNDERGROUND OR BELOW FLOOR
	CONDUIT TURNED UP
	CONDUIT TURNED DOWN
	CONDUIT CAPPED
A-1	BRANCH CIRCUIT HOMERUN TO PANELBOARD AND CIRCUITS AS INDICATED
	FIRE ALARM PANEL, SEE PLANS FOR TYPE
	FIRE ALARM TERMINAL CABINET
	JUNCTION BOX

ADDRESSABLE DEVICES/MODULES

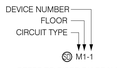

NOTIFICATION APPLIANCES

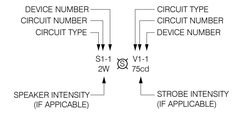

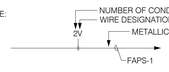

ABOVE EXAMPLE "2V" MEANS "2 PAIRS OF 2#12 UNSHIELDED FPL" (4 CONDUCTORS) ROUTED TO FAPS-1

SCOPE OF WORK

1. PROVIDE A COMPLETE AUTOMATIC ADDRESSABLE FIRE ALARM SYSTEM FOR THE NEW BUILDINGS. PROVIDE DEVICES AS SHOWN IN THE DEVICE SCHEDULE, THE FLOOR PLANS, AND THE SPECIFICATIONS IN THIS CONSTRUCTION DOCUMENT SET.
2. WORK SHALL INCLUDE BUT NOT BE LIMITED TO: THE INSTALLATION AND TESTING OF THE BUILDING'S FIRE ALARM SYSTEM.
3. WHERE AN EXISTING REQUIRED FIRE PROTECTION SYSTEM IS TAKEN OUT OF SERVICE THE FIRE DEPARTMENT AND FIRE CODE OFFICIAL SHALL BE NOTIFIED. THE OCCUPIED AREA(S) OF A BUILDING LEFT UNPROTECTED WHERE IMPAIRMENTS ARE MADE TO THE FIRE PROTECTION SYSTEM SHALL BE EVACUATED OR PROVIDED WITH A FIRE WATCH FOR ALL OCCUPANTS UNTIL THE FIRE PROTECTION SYSTEM HAS BEEN RETURNED TO NORMAL SERVICE.
4. UPON COMPLETION OF THE FIRE ALARM SYSTEM A COMPLETE PRETEST SHALL BE PERFORMED TO VERIFY FUNCTIONALITY. IF THEFUNCTIONALITY IS COMPLETE THEN THE PROPER DOCUMENTATION SHALL BE SUBMITTED TO THE AUTHORITY HAVING JURISDICTION PRIOR TO SCHEDULING A FINAL INSPECTION.
5. THE FOLLOWING DOCUMENTATION SHALL BE PROVIDED TO THE OWNER UPON FINAL ACCEPTANCE OF THE SYSTEM:
   - A. OWNER'S MANUAL AND INSTALLATION INSTRUCTION COVERING ALL SYSTEM'S EQUIPMENT AND REQUIREMENTS.
   - B. RECORD SHOP DRAWINGS IN AUTOCAD FORMAT.
   - C. RECORD COPY OF SITE SPECIFIC SOFTWARE (FOR SOFTWARE BASED).
   - D. NFPA 72 RECORD OF COMPLETION DOCUMENTATION.

BUILDING INFORMATION

BUILDING WITH 3 FLOORS ABOVE GRADE. THE BUILDING WILL INCLUDE OFFICES, MEETING ROOMS, SMALL STORAGE AREAS AND STUDENT DORMITORIES AREAS ON ALL ABOVE-GROUND FLOORS.

BUILDING AREA AND NUMBER OF STORIES

LEVEL 1	30,827 SF
LEVEL 2	28,830 SF
LEVEL 3	29,985 SF
TOTAL	89,643 SF

BUILDING USE AND OCCUPANCY CLASSIFICATION

THE PROJECT CONSISTS OF THE FOLLOWING OCCUPANCIES:
- GROUP B: OFFICES, MEETING ROOMS, SMALL STORAGE AREAS
- GROUP R2: DORMITORIES.

ABBREVIATIONS

ABBREVIATION	DESCRIPTION
&	AND
@	AT
A OR AMP	AMPERES
ABV	ABOVE
AF	AMPERE FUSE RATING
AF	AMPERE FUSE RATING
AFF	ABOVE FINISHED FLOOR
AFG	ABOVE FINISH GRADE
AMP	AMPLIFIER
ANN	ANNUNCIATOR
APPROX.	APPROXIMATE
ARCH.	ARCHITECT; ARCHITECTURAL
AUTO	AUTOMATIC
AUX	AUXILIARY
AWG	AMERICAN WIRE GAUGE
BAT	BATTERY
BEL	BELOW
BKBD	BACKBOARD
BLDG	BUILDING
C	CONDUIT
C.O.	CONDUIT ONLY WITH PULL WIRE
CKT	CIRCUIT
CL	CENTER LINE
CLG	CEILING
CMU	CONCRETE MASONRY UNIT
COL	COLUMN
CSFD	COMBINATION SMOKE FIRE DAMPER
CU	COPPER
DD	DUCT DETECTOR
DH	DOOR HOLDER
DIAG	DIAGRAM
DIS	DISCONNECT
DIST	DISTANCE
DWG	DRAWING
DWP	DEPARTMENT OF WATER & POWER
EA	EACH
ELEC.	ELECTRICAL
EM	EMERGENCY
EMH	ELECTRICAL MANHOLE
EMT	ELECTRICAL METALLIC TUBING
EOL	END OF LINE
EPO	EMERGENCY POWER OFF
EQUIP	EQUIPMENT
EXIST/(E)	EXISTING
EXP	EXPLOSION PROOF
FA	FIRE ALARM
FACP	FIRE ALARM CONTROL PANEL
FAPS	FIRE ALARM POWER SUPPLY
FATC	FIRE ALARM TERMINAL CABINET
FFE	FINISHED FLOOR ELEVATION
FIN.	FINISH
FIXT	FIXTURE
FLR	FLOOR
FMC	FLEXIBLE METAL CONDUIT
FO	FIBER OBTIC
FP	FIRE PUMP
FT	FEET
FTG	FOOTING
GEN	GENERATOR
GFI	GROUND FAULT INTERRUPTER
GND	GROUND
HOA	HAND-OFF-AUTOMATIC
HP	HORSEPOWER
HT	HEIGHT
HTR	HEATER
HZ	HERTZ
IDC	INITIATION DEVICE CIRCUIT
IMC	INTERMEDIATE METAL CONDUIT
J, JB, J-BOX	JUNCTION BOX
KV	KILOVOLT
KVA	KILOVOLT-AMPERES
KW	KILOWATT
LF	LINEAR FEET
LFMC	LIQUIDTIGHT FLEXIBLE METAL CONDUIT
LGST	LARGEST
LOC.	LOCATION
LOTO	LOCK-OUT & TAG-OUT
LTG	LIGHTING
LV	LOW VOLTAGE
M	METER
MAX	MAXIMUM
MCC	MOTOR CONTROL CENTER
MFGR, MFR	MANUFACTURER
MH	MANHOLE
MIN	MINIMUM
MTD	MOUNTED
MTG	MOUNTING
MTR	MOTOR
MTTB	MAIN TELEPHONE TERMINAL BOARD
MV	MULTI-VOLTAGE
N	NORTH
NAC	NOTIFICATION APPLIANCE CIRCUIT
NC	NORMALLY CLOSED
NEC	NATIONAL ELECTRICAL CODE
NF	NON-FUSED
NFPA	NATIONAL FIRE PROTECTION ASSOCIATION
NIC	NOT IN CONTRACT
NO.	NUMBER
OC	ON CENTER
OD	OUTSIDE DIAMETER
OH	OVERHEAD
P	POLE
PB	PULL BOX
PIV	POST INDICATING VALVE
PL	PLATE
PNL	PANEL
POC	POINT OF CONNECTION
PREF.	PREFERRED
PRI.	PRIMARY
PVC	POLY-VINYL CHLORIDE
PWR	POWER
REC/RECEPT	RECEPTACLE
REQ'D	REQUIRED
RGS	RIGID GALVANIZED STEEL
RM	ROOM
RMC	RIGID METAL CONDUIT
RPBP	REDUCED PRESSURE BACK FLOW PREVENTER
SCE	SOUTHERN CALIFORNIA EDISON
SF	SQUARE FEET
SHT	SHEET
SIG	SIGNAL
SLC	SIGNALING LINE CIRCUIT
SP	SPARE
SPECS	SPECIFICATIONS
ST	STREET
STD	STANDARD
STP	SHIELDED TWISTED PAIR
SW	SWITCH
SWBD	SWITCHBOARD
SWGR	SWITCHGEAR
T.O.D.	TOP OF DUCTBANK
T.O.M.	TOP OF MANHOLE
TB	TERMINAL BLOCK
TEL./TELE	TELEPHONE
TMH	TELEPHONE MANHOLE
TPS	TWISTED SHIELDED PAIR
TRANSF.XFMR	TRANSFORMER
TS	TAMPER SWITCH
TYP	TYPICAL
UG	UNDERGROUND
UON	UNLESS OTHERWISE NOTED
V	VOLTS
VA	VOLT-AMPERES
VAC	VOLTS, ALTERNATING CURRENT
VDC	VOLTS, DIRECT CURRENT
VECP	VOICE/EVACUATION CONTROL PANEL
W	WATTS
W/	WITH
W/O	WITHOUT
WP	WEATHERPROOF

IN THE EVENT ABBREVIATIONS NOT MENTIONED HEREIN ARE USED, REFERENCE WILL BE MADE TO ANSI Y1.1, MILITARY STANDARD ABBREVIATIONS, AND OTHER STANDARD INDUSTRY CONVENTIONS.

APPLICABLE CODES

CALIFORNIA BUILDINGS STANDARDS CODE (CALIFORNIA CODE OF REGULATIONS, TITLE 24):

PART 1	2022 CALIFORNIA BUILDING STANDARDS ADMINISTRATIVE CODE, TITLE 24 C.C.R.
PART 2	2022 CALIFORNIA CODE, TITLE 24 C.C.R. (2012 INTERNATIONAL BUILDING CODE OF THE INTERNATIONAL CODE COUNCIL, WITH CALIFORNIA AMENDMENTS)
PART 3	2022 CALIFORNIA ELECTRICAL CODE, TITLE 24 C.C.R. (2011 NATIONAL ELECTRICAL CODE OF THE NATIONAL FIRE PREVENTION ASSOCIATION, NFPA)
PART 4	2022 CALIFORNIA MECHANICAL CODE, TITLE 24 C.C.R. (2012 UNIFORM MECHANICAL CODE OF THE INTERNATIONAL ASSOCIATION OF PLUMBING AND MECHANICAL OFFICIALS, IAPMO)
PART 5	2022 CALIFORNIA PLUMBING CODE, TITLE 24 C.C.R. (2012 UNIFORM PLUMBING CODE OF THE INTERNATIONAL ASSOCIATION OF PLUMBING AND MECHANICAL OFFICIALS, IAPMO)
PART 6	2022 CALIFORNIA ENERGY CODE, TITLE 24 C.C.R.
PART 7	CURRENTLY VACANT
PART 8	2022 CALIFORNIA HISTORICAL BUILDING CODE, TITLE 24 C.C.R.
PART 9	2022 CALIFORNIA FIRE CODE, TITLE 24 C.C.R. (2012 INTERNATIONAL FIRE CODE OF THE INTERNATIONAL CODE COUNCIL)
PART 10	2022 CALIFORNIA EXISTING BUILDING CODE, TITLE 24 C.C.R. (2012 INTERNATIONAL EXISTING BUILDING CODE OF THE INTERNATIONAL CODE COUNCIL, WITH AMENDMENTS)
PART 11	2022 CALIFORNIA GREEN BUILDING STANDARDS CODE (CALGREEN), TITLE 24 C.C.R.
PART 12	2022 CALIFORNIA REFERENCED STANDARDS CODE, TITLE 24 C.C.R.

PARTIAL LIST OF APPLICABLE STANDARDS:
2022 CALIFORNIA BUILDING CODE (FOR SFM) REFERENCED STANDARDS CHAPTER 35

NFPA 13	AUTOMATIC SPRINKLER SYSTEMS (CALIFORNIA AMENDED)	2022 EDITION
NFPA 14	STANDPIPE SYSTEMS (CALIFORNIA AMENDED)	2019 EDITION
NFPA 17	DRY CHEMICAL EXTINGUISHING SYSTENS	2021 EDITION
NFPA 17A	WET CHEMICAL EXTINGUISHING SYSTEMS	2021 EDITION
NFPA 20	STATIONARY PUMPS	2022 EDITION
NFPA 24	PRIVATE FIRE SERVICE MAINS (CALIFORNIA AMENDED)	2022 EDITION
NFPA 72	NATIONAL FIRE ALARM CODE (CALIFORNIA AMENDED) (NOTE: SEE UL STANDARD 1971 FOR "VISUAL DEVICES")	2022 EDITION
NFPA 80	FIRE DOOR AND OTHER OPENINGS PROTECTIVES	2022 EDITION

WIRE FILL CHART

TRADE SIZE	INTERNAL DIAMETER INCHES	AREA - SQUARE INCHES								
		TOTAL 100%	PERCENT REDUCTION PER NUMBER OF 18AWG TWISTED SHIELDED PAIRS							
			OVER 2 COND. 40%	1	2	3	4	5	6	7	8
1/2	0.622	0.30	0.12	33%	66%	99%	X	X	X	X	X
3/4	0.824	0.53	0.21	19%	38%	57%	76%	95%	X	X	X
1	1.049	0.86	0.34	12%	24%	36%	48%	60%	72%	84%	96%
1 1/4	1.380	1.50	0.60	7%	14%	21%	28%	35%	42%	49%	56%
1 1/2	1.610	2.04	0.82	5%	10%	15%	20%	25	30%	35%	40%
2	2.067	3.36	1.34	3.00%	6%	9%	12%	15%	18%	21%	24%

GENERAL NOTES

1. CONTROL CIRCUITS ARE NON POWER LIMITED. MINIMUM RECOMMENDED WIRE SIZE TO BE DETERMINED BY CIRCUIT LOAD.
2. WIRING SHALL NOT BE LOOPED THROUGH DEVICES UPON TERMINATION. WIRE MUST BE CUT FOR IN AND OUT RUNS PRIOR TO DEVICE TERMINATION.
3. WHERE SHIELDED CABLE IS USED, THE SHIELD SHALL BE CONTINUOUS AND GROUNDED ONLY AT THE RESPECTIVE CONTROL PANEL.
4. T-TAPPING OR PARALLEL BRANCHING OF NOTIFICATION APPLIANCE DEVICE CIRCUITS IS PROHIBITED ON CLASS A CIRCUITS.
5. ELECTRICAL CONTRACTOR IS REQUIRED TO USE: COLOR CODE, WIRE NUMBERS, OR AS SPECIFIED IN THE PROJECT SPECIFICATIONS ON ALL CIRCUITS AND SHALL BE CONTINUOUS, OTHERWISE, NO FINAL CONNECTIONS OR TESTING SHALL BE PERFORMED. IF WIRE COLOR CODING IS USED, GREEN WILL BE USED FOR GROUND BONDING ONLY.
6. POINT AND COMMON ANNUNCIATION AND T-TAPPING PROHIBITED.
7. ALL WIRING, INITIATING DEVICES AND ANNUNCIATOR PANELS SHALL BE SUPERVISED TO THE PRINCIPAL POINT OF ANNUNCIATION. (FIRE ALARM CONTROL PANEL(S) TO SUPERVISE ANNUNCIATOR PANEL(S), SUB-PANEL(S), ALL CIRCUITS AND INITIATING DEVICES).
8. FIRE ALARM SIGNAL SHALL MEET ANSI S3.41, AUDIBLE EMERGENCY EVACUATION SIGNAL (TEMPORAL PATTERN).
9. AUDIBILITY OF ALARM SHALL BE NOT LESS THAN 15DB ABOVE AMBIENT SOUND THROUGHOUT THE AREA OF ALARM.
10. ALL STROBE APPLIANCES SHALL BE SYNCHRONIZED IN ACCORDANCE WITH NATIONAL FIRE ALARM CODE (NFPA 72). REFERENCE APPLICABLE EDITIONS UNDER "APPLICABLE CODES & REGULATIONS".
11. STROBE APPLIANCE LOCATIONS ARE BASED ON 10 FOOT CEILING HEIGHTS AND ARE INSTALLED IN ACCORDANCE WITH NATIONAL FIRE ALARM CODE (NFPA 72) UNLESS OTHERWISE NOTED. REFERENCE APPLICABLE EDITIONS UNDER "APPLICABLE CODES & REGULATIONS".
12. WALL-MOUNTED STROBE AND HORN/STROBE APPLIANCES SHALL BE MOUNTED A MINIMUM OF 80 INCHES ABOVE FINISHED FLOOR OR 6 INCHES MINIMUM BELOW THE CEILING, (WHICH EVER IS LOWER). MEASUREMENT ARE TO BE TAKEN FROM BOTTOM OF STROBE.
13. PHOTOELECTRIC DETECTORS SHALL NOT BE IN DIRECT AIR STREAM SUPPLY AIR OUTLETS.
14. REFER TO RESPECTIVE CATALOG CUT SHEETS FOR ELECTRICAL MOUNTING HARDWARE.
15. ALL DEVICES OF THE FIRE ALARM SYSTEM SHALL BE APPROVED AND LISTED BY THE CALIFORNIA STATE FIRE MARSHAL.
16. AUDIBILITY WILL BE DETERMINED BY THE FIELD FIRE MARSHAL.
17. ALL FIRE ALARM CIRCUITS SHALL BE LABELED AT CONNECTIONS AND AT JUNCTION BOXES.
18. DUCT SMOKE DETECTORS SHALL BE TESTED FOR DUCT VELOCITY AND PRESSURE DIFFERENTIAL IN ACCORDANCE WITH THE MANUFACTURERS SPECIFICATIONS.
19. DIFFERENTIAL PRESSURE SWITCHES SHALL BE SUPPLIED AND INSTALLED BY A LICENSED MECHANICAL CONTRACTOR. THE ELECTRICAL CONNECTION TO THE DIFFERENTIAL PRESSURE SWITCH SHALL BE MADE BY THE FIRE ALARM CONTRACTOR.
20. UNLESS OTHERWISE NOTED ALL WIRING AND INSTALLATION METHODS SHALL CONFORM TO CALIFORNIA ELECTRICAL CODE (CEC), ARTICLE 760. SEE APPLICABLE EDITION UNDER "APPLICABLE CODES & REGULATIONS".
21. ALL WIRE CONDUCTORS SHALL BE POWER LIMITED COPPER WIRING AND INSTALLED WITHIN A METALLIC RACEWAY.
22. PER SPECIFICATION CONDUIT RISERS SHALL BE INSTALLED INSIDE A TWO HOUR FIRE RATED ENCLOSURE PROVIDED BY OTHERS. HORIZONTAL OFFSET CONDUITS AND JUNCTION BOXES SHALL BE PROTECTED BY TWO HOUR FIRE RATED ENCLOSURES PROVIDED BY OTHERS.
23. ALL RACEWAY RUNS INDICATED WITHIN THIS DRAWING PACKAGE ARE SHOWN DIAGRAMMICALLY AND ARE FOR CIRCUITING PURPOSES ONLY. ALL RUNS SHOWN SHOULD NOT SERVE IN ANY WAY AS AN ACTUAL ROUTING GUIDE FOR INSTALLATION OF RACEWAYS. EXACT INSTALL LOCATION SHALL BE FIELD DETERMINED.
24. ADDITIONAL JUNCTION BOXES NOT SHOWN MAY BE REQUIRED TO ACCOMMODATE PROPER RACEWAY INSTALLATIONS. IT IS THE ELECTRICAL CONTRACTORS RESPONSIBILITY TO DETERMINE THE NECESSARY AMOUNT OF JUNCTION BOXES REQUIRED.
25. SUBMITTED DRAWING PACKAGE MUST BE REVIEWED BY COLLEGE REPRESENTATIVE AND ONE COPY OF THE REVIEWED DRAWING AND SUBMITTAL MUST BE RETURNED TO SIMPLEX BEFORE ANY EQUIPMENT IS SHIPPED OR INSTALLED. CUSTOM ANNUNCIATORS WILL NOT BE FABRICATED UNTIL WRITTEN APPROVAL OF LAYOUT AND/OR ARTWORK IS RECEIVED.
26. FOR INSPECTION AND OR TESTING THE FIRE MARSHAL SHALL BE NOTIFIED FOR SCHEDULING AN APPOINTMENT.
27. A CERTIFICATE OF COMPLIANCE SHALL BE PREPARED BY THE INSTALLER AND GIVEN TO THE FIRE MARSHAL UPON COMPLETION OF THE INSTALLATION.
28. ANY DISCREPANCIES BETWEEN THE DRAWINGS AND THE CODE OR RECOGNIZED STANDARDS SHALL BE BROUGHT TO THE ATTENTION OF THE INSPECTOR OF RECORD. THE STRICTER REQUIREMENT WILL PREVAIL.
29. A STAMPED SET OF APPROVED FIRE ALARM PLANS SHALL BE ON THE JOB SITE AND USED FOR INSTALLATION. ANY DEVIATION FROM APPROVED PLANS, INCLUDING THE SUBSTITUTION OF DEVICES SHALL BE APPROVED BY THE FIRE MARSHAL.
30. UPON COMPLETION OF THE FIRE ALARM SYSTEM, A SATISFACTORY TEST OF THE ENTIRE SYSTEM SHALL BE MADE IN THE PRESENCE OF THE FIRE MARSHAL.
31. UNLESS SPECIFICALLY SHOWN ON THESE PLANS NO STRUCTURAL MEMBERS SHALL BE CUT, DRILLED NOR NOTCHED WITHOUT PRIOR WRITTEN AUTHORIZATION FROM THE STRUCTURAL ENGINEER AND THE DISTRICT STRUCTURAL ENGINEER FROM THE DIVISION OF THE STATE ARCHITECT.
32. REFER TO THE SPECIFICATIONS BOOK FOR ADDITIONAL REQUIREMENTS.

SHEET INDEX

SHEET	DESCRIPTION
FA0.01	GENERAL NOTES, LEGEND, ABBREVIATIONS AND SHEET INDEX
FA1.01	SITE PLAN
FA2.10	FIRST FLOOR PLAN - OVERALL
FA2.11	WING A - PARTIAL FLOOR PLAN - LEVEL 1 - A1
FA2.12	WING A - PARTIAL FLOOR PLAN - LEVEL 1 - A2
FA2.13	WING B - PARTIAL FLOOR PLAN - LEVEL 1 - B
FA2.20	SECOND FLOOR PLAN - OVERALL
FA2.21	WING A - PARTIAL FLOOR PLAN - LEVEL 2 - A1
FA2.22	WING A - PARTIAL FLOOR PLAN - LEVEL 2 - A2
FA2.23	WING B - PARTIAL FLOOR PLAN - LEVEL 2 - B
FA2.30	THIRD FLOOR PLAN - OVERALL
FA2.31	WING A - PARTIAL FLOOR PLAN - LEVEL 3 - A1
FA2.32	WING A - PARTIAL FLOOR PLAN - LEVEL 3 - A2
FA2.33	WING B - PARTIAL FLOOR PLAN - LEVEL 3 - B
FA4.01	RISER DIAGRAMS
FA4.02	CALCULATIONS
FA6.01	DETAILS
FA6.02	DETAILS

DSA STAMP

IDENTIFICATION STAMP
DIV. OF THE STATE ARCHITECT
APP: 03-123205 INC: 02
REVIEWED FOR
SS ☑ FLS ☑ ACS ☑
DATE: 02/01/2024

architecture
www.hpiarchitecture.com
115 22nd street
Newport Beach, CA
92663
o: 949.675.6442

SEAL

LICENSED ARCHITECT
AMMAR NAJI SARSAM
C-30902
12/31/2025
RENEWAL DATE
STATE OF CALIFORNIA

CONSULTANTS

P2S ENG
Long Beach // Irvine // Los Angeles
San Diego // San Jose // Seattle
p2sinc.com

REGISTERED PROFESSIONAL ENGINEER
No. E33229
Bryant Sraga
ELECTRICAL
STATE OF CALIFORNIA

PROJECT TITLE
COMPTON COLLEGE STUDENT HOUSING
INCREMENT 2 OF 2 - BUILDING & ASSOCIATED SITE WORK
1111 E. ARTESIA BLVD., COMPTON, CA 90221

Compton College

ISSUED

#	DATE	DESCRIPTION
	10/19/2023	DSA BACKCHECK SUBMITTAL

PROJECT IDENTIFICATION

THE DRAWINGS IN THE SHEET INDEX WERE ORIGINALLY CREATED IN AUTODESK REVIT V. 2018 UNLESS OTHERWISE NOTED.

THE ORIGINAL SIZE OF THIS SHEET IS 30" X 42".

THESE DRAWINGS AND SPECIFICATIONS ARE THE PROPERTY AND COPYRIGHT OF THE ARCHITECT AND SHALL NOT BE USED ON ANY OTHER PROJECT OR LOCATIONS EXCEPT AS DESCRIBED ON THE DRAWINGS, WITHOUT WRITTEN AGREEMENT WITH THE ARCHITECT.

© HPI ARCHITECTURE 2022

12/22/2023 12:14:04 PM Autodesk Docs://Compton College Student Housing/Compton College Student Housing_MEP.rvt

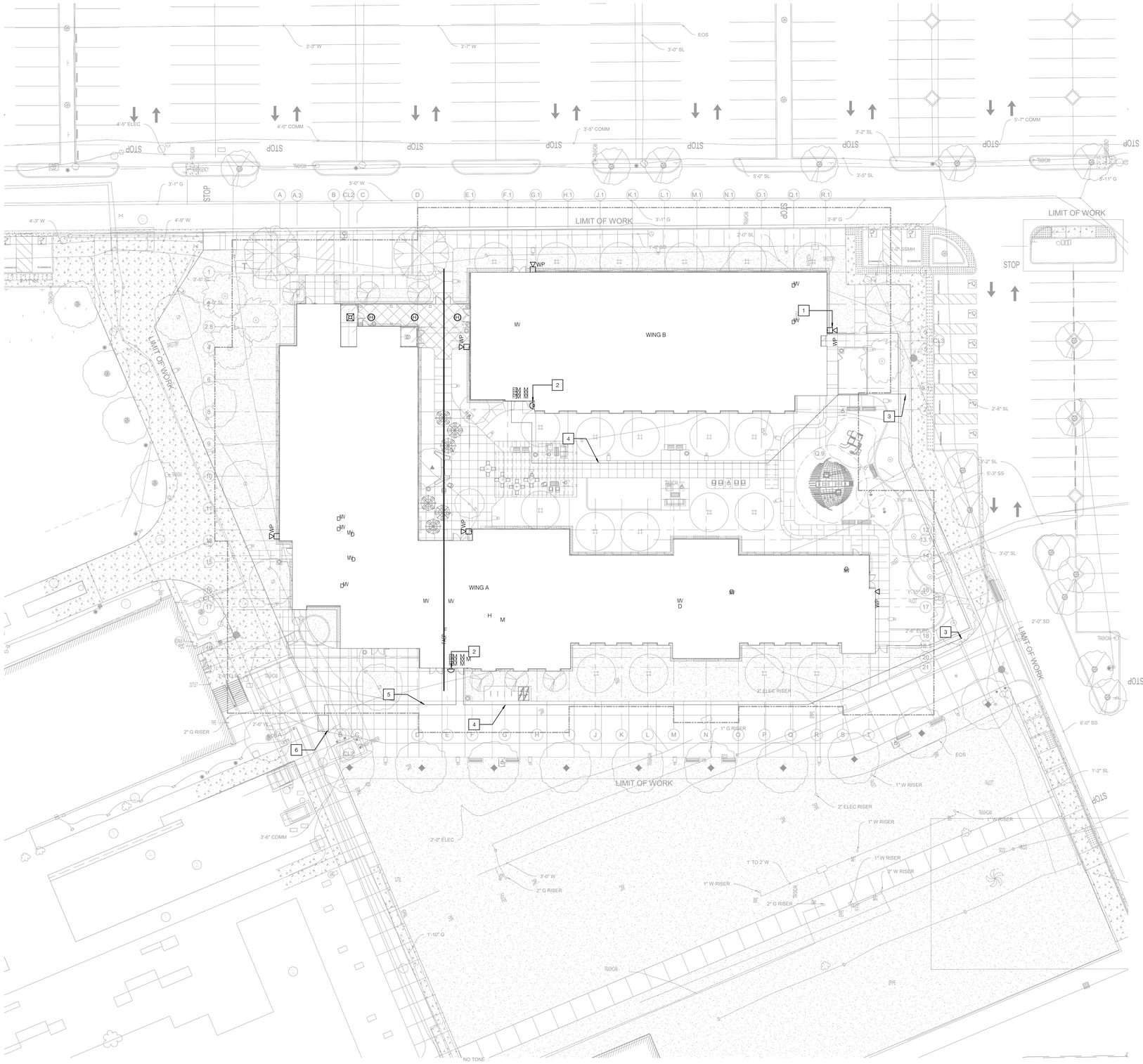

NOTES

1. PROVIDE EXTERIOR WEATHER PROOF WALL MOUNTED HORN. SEE FLOOR PLAN ON SHEET FA2.10 FOR DEVICE CIRCUITING.
2. FIRE SPRINKLER BELL. COORDINATE LOCATION WITH FIRE SPRINKLER CONTRACTOR.
3. POST INDICATOR VALVE (PIV). CONNECT TAMPER SWITCH (1) PROVIDED BY CIVIL CONTRACTOR.
4. PROVIDE FIRE ALARM CABLES TO TAMPER SWITCH. USE 1"CONDUIT PROVIDED BY ELECTRICAL CONTRACTOR IN INCREMENT 1
5. UNDERGROUND CONDUIT PROVIDED BY TECHNOLOGY CONTRACTOR IN INCREMENT 1
6. EXISTING UNDERGROUND PULLBOX, CONNECTION TO THE CAMPUS FIRE ALARM SYSTEM.

SCALE: 1" = 20'

DSA STAMP

IDENTIFICATION STAMP
DIV. OF THE STATE ARCHITECT
APP: 03-123205 INC: 02
REVIEWED FOR
SS ☑ FLS ☑ ACS ☑
DATE: 02/01/2024

architecture
www.hpiarchitecture.com
115 22nd street
Newport Beach, CA
92663
o: 949.675.6442

SEAL

LICENSED ARCHITECT
AMMAR NAJI SARSAM
C-30902
12/31/2025
RENEWAL DATE
STATE OF CALIFORNIA

CONSULTANTS

P2S ENG
Long Beach // Irvine // Los Angeles
San Diego // San Jose // Seattle
p2sinc.com

REGISTERED PROFESSIONAL ENGINEER
No. E32223
Bryant Izaga
ELECTRICAL
STATE OF CALIFORNIA

PROJECT TITLE
COMPTON COLLEGE STUDENT HOUSING
INCREMENT 2 OF 2 - BUILDING & ASSOCIATED SITE WORK
1111 E. ARTESIA BLVD., COMPTON, CA 90221

Compton College

ISSUED

#	DATE	DESCRIPTION
	10/19/2023	DSA BACKCHECK SUBMITTAL

PROJECT IDENTIFICATION

THE DRAWINGS IN THE SHEET INDEX WERE ORIGINALLY CREATED IN AUTODESK REVIT V. 2018 UNLESS OTHERWISE NOTED.

THE ORIGINAL SIZE OF THIS SHEET IS 30" X 42".

THESE DRAWINGS AND SPECIFICATIONS ARE THE PROPERTY AND COPYRIGHT OF THE ARCHITECT AND SHALL NOT BE USED ON ANY OTHER PROJECT OR LOCATIONS EXCEPT AS DESCRIBED ON THE DRAWINGS, WITHOUT WRITTEN AGREEMENT WITH THE ARCHITECT.

© HPI ARCHITECTURE 2022

SHEET TITLE
SITE PLAN

SHEET NUMBER
FA1.01

CONSTRUCTION DOCUMENTS

3/1/2024 9:30:51 AM Autodesk Docs://Compton College Student Housing/Compton College Student Housing_MEP.rvt

NOTES

1 SMOKE/HEAT DETECTION IN ATTIC AREAS IS NOT REQUIRED PER EXCEPTION IN NFPA 72, SECT. 17.5.3.1.2

GENERAL NOTES

A. REFER TO SHEET FA0-0.1 FOR LEGEND AND SYMBOLS LIST AND DEVICE MODEL NUMBERS.

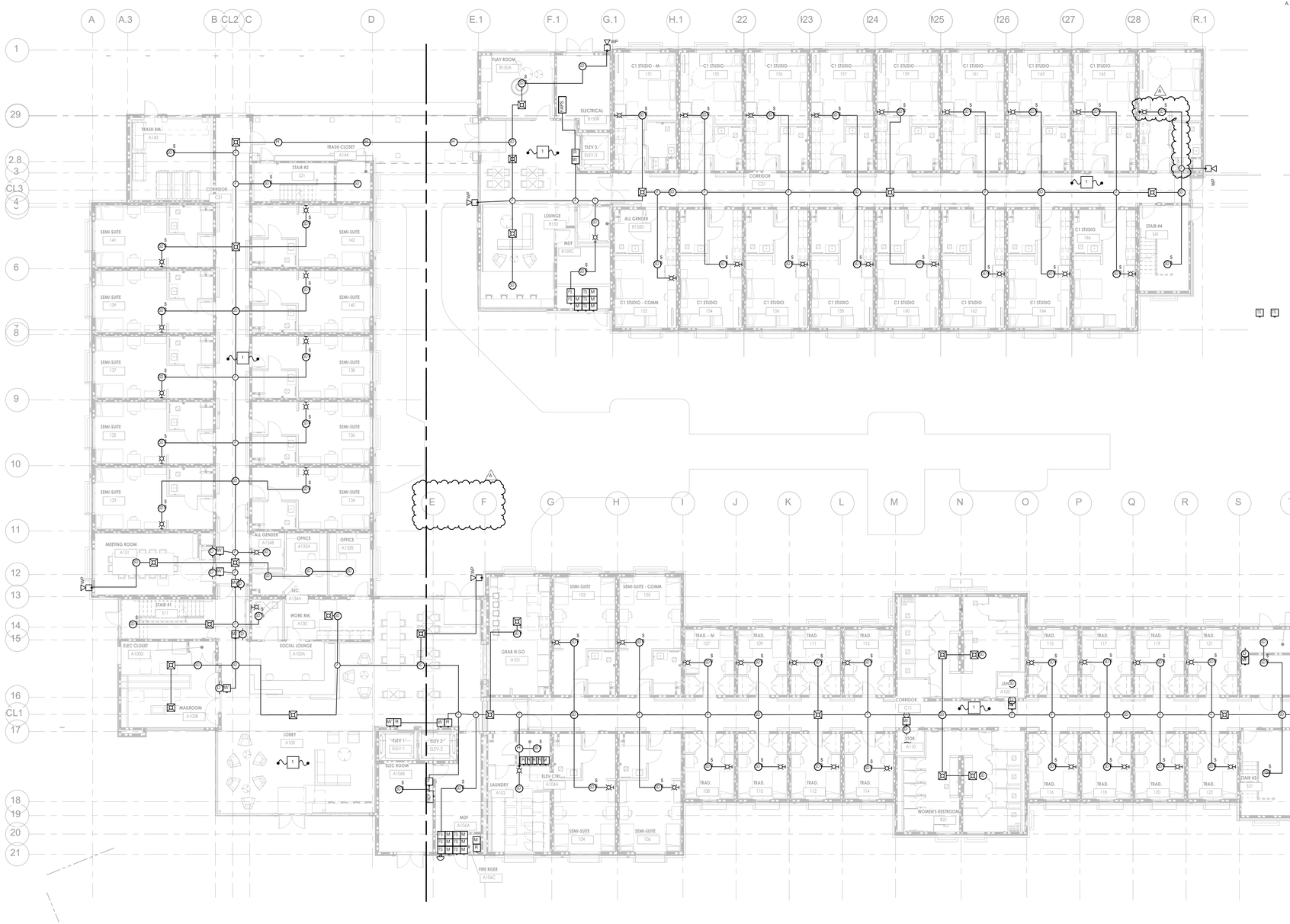

KEY PLAN

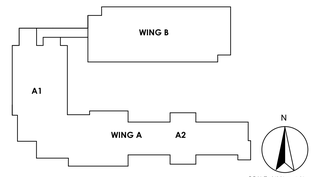

DSA STAMP

architecture
www.hpiarchitecture.com
115 22nd street
Newport Beach, CA
92663
o: 949.675.6442

SEAL

LICENSED ARCHITECT
AMMAR NAJI SARSAM
C-30902
12/31/2025
RENEWAL DATE
STATE OF CALIFORNIA

A# 03-123205 INC: 02

CONSULTANTS

P2S ENG
Long Beach // Irvine // Los Angeles
San Diego // San Jose // Seattle
p2sinc.com

REGISTERED PROFESSIONAL ENGINEER
No. E22025
Bryant Izaga
ELECTRICAL
STATE OF CALIFORNIA

PROJECT TITLE
COMPTON COLLEGE
STUDENT HOUSING

INCREMENT 2 OF 2 - BUILDING & ASSOCIATED SITE WORK

1111 E. ARTESIA BLVD., COMPTON, CA 90221

Compton College

ISSUED

#	DATE	DESCRIPTION
A	03/01/2024	REVISION A

PROJECT IDENTIFICATION

THE DRAWINGS IN THE SHEET INDEX WERE ORIGINALLY CREATED IN AUTODESK REVIT V. 2018 UNLESS OTHERWISE NOTED.

THE ORIGINAL SIZE OF THIS SHEET IS 30" X 42".

THESE DRAWINGS AND SPECIFICATIONS ARE THE PROPERTY AND COPYRIGHT OF THE ARCHITECT AND SHALL NOT BE USED ON ANY OTHER PROJECT OR LOCATIONS EXCEPT AS DESCRIBED ON THE DRAWINGS, WITHOUT WRITTEN AGREEMENT WITH THE ARCHITECT.

© HPI ARCHITECTURE 2022

SHEET TITLE

FIRST FLOOR PLAN - OVERALL

SHEET NUMBER

FA2.10

CONSTRUCTION DOCUMENTS

12/22/2023 12:14:06 PM Autodesk Docs://Compton College Student Housing/Compton College Student Housing_MEP.rvt

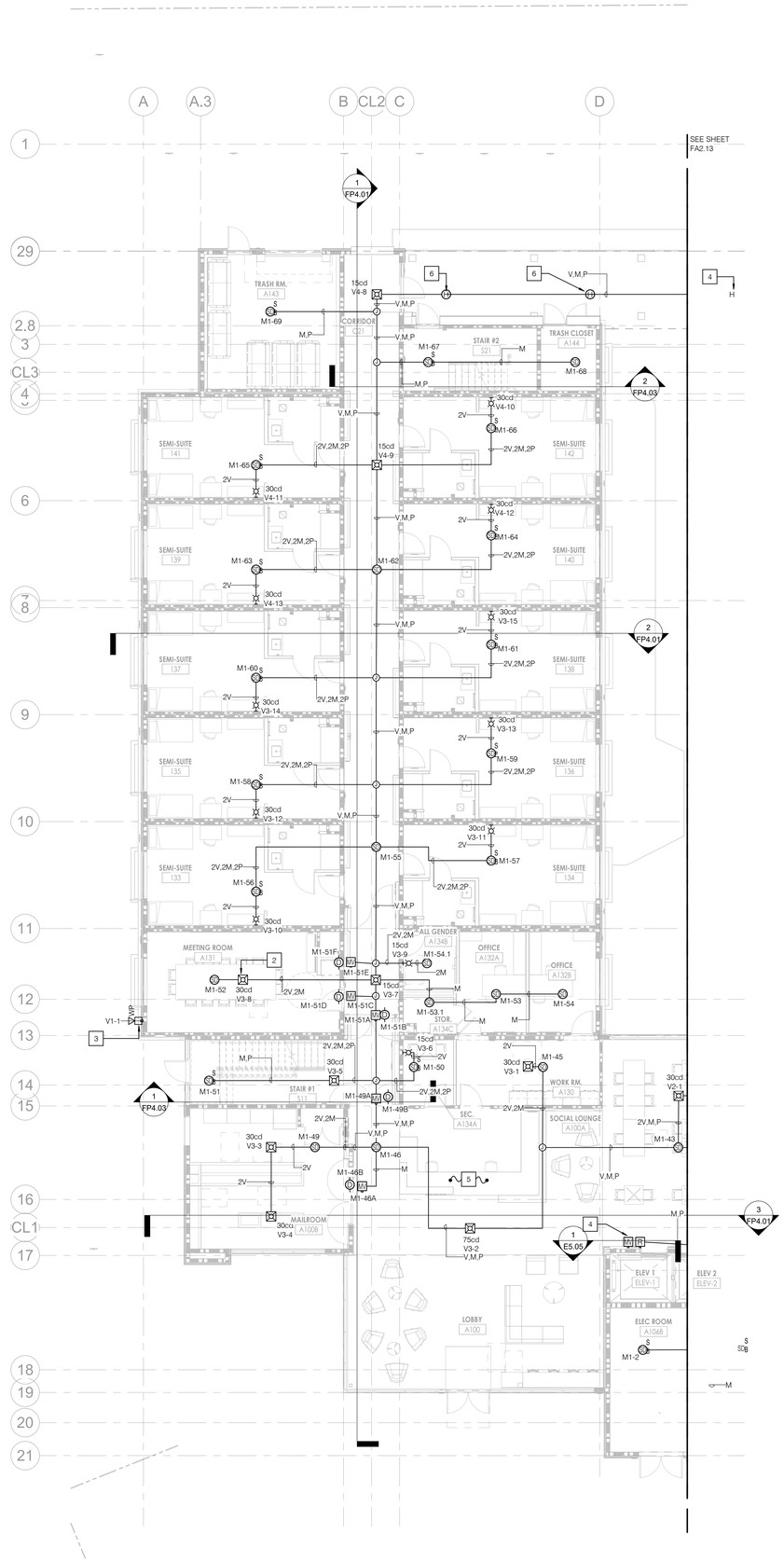

NOTES

1. NOT USED.
2. PROVIDE CEILING MOUNTED HORN STROBE.
3. PROVIDE EXTERIOR WEATHER PROOF WALL MOUNTED HORN.
4. PROVIDE ADDRESSABLE RELAY MODULE AND AUXILIARY RELAY FOR ELEVATOR SMOKE CURTAIN.
5. AUTOMATIC SHUTOFF OF FC1-1 NOT REQUIRED PER 2022 CALIFORNIA MECHANICAL CODE, SECTION 609.1.
6. ABOVE CEILING HEAT DETECTOR

GENERAL NOTES

A. REFER TO SHEET FA0-0.1 FOR LEGEND AND SYMBOLS LIST AND DEVICE MODEL NUMBERS.

KEY PLAN

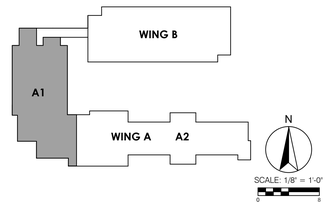

DSA STAMP

IDENTIFICATION STAMP
DIV. OF THE STATE ARCHITECT
APP: 03-123205 INC: 02
REVIEWED FOR
SS ☑ FLS ☑ ACS ☑
DATE: 02/01/2024

architecture
www.hpiarchitecture.com
115 22nd street
Newport Beach, CA
92663
o: 949.675.6442

SEAL

LICENSED ARCHITECT
AMMAR NAJI SARSAM
C-30902
12/31/2025
RENEWAL DATE
STATE OF CALIFORNIA

CONSULTANTS

P2S ENG
Long Beach // Irvine // Los Angeles
San Diego // San Jose // Seattle
p2sinc.com

REGISTERED PROFESSIONAL ENGINEER
No. E32229
Bryant Szeto
ELECTRICAL
STATE OF CALIFORNIA

PROJECT TITLE
COMPTON COLLEGE
STUDENT HOUSING
INCREMENT 2 OF 2 - BUILDING & ASSOCIATED SITE WORK
1111 E. ARTESIA BLVD., COMPTON, CA 90221

Compton College

ISSUED

#	DATE	DESCRIPTION
	10/19/2023	DSA BACKCHECK SUBMITTAL

PROJECT IDENTIFICATION

THE DRAWINGS IN THE SHEET INDEX WERE ORIGINALLY CREATED IN AUTODESK REVIT V. 2018 UNLESS OTHERWISE NOTED.

THE ORIGINAL SIZE OF THIS SHEET IS 30" X 42".

THESE DRAWINGS AND SPECIFICATIONS ARE THE PROPERTY AND COPYRIGHT OF THE ARCHITECT AND SHALL NOT BE USED ON ANY OTHER PROJECT OR LOCATIONS EXCEPT AS DESCRIBED ON THE DRAWINGS, WITHOUT WRITTEN AGREEMENT WITH THE ARCHITECT.

© HPI ARCHITECTURE 2022

SHEET TITLE
WING A - PARTIAL FLOOR PLAN - LEVEL 1 - A1

SHEET NUMBER
FA2.11

CONSTRUCTION DOCUMENTS

3/1/2024 9:30:52 AM Autodesk Docs://Compton College Student Housing/Compton College Student Housing_MEP.rvt

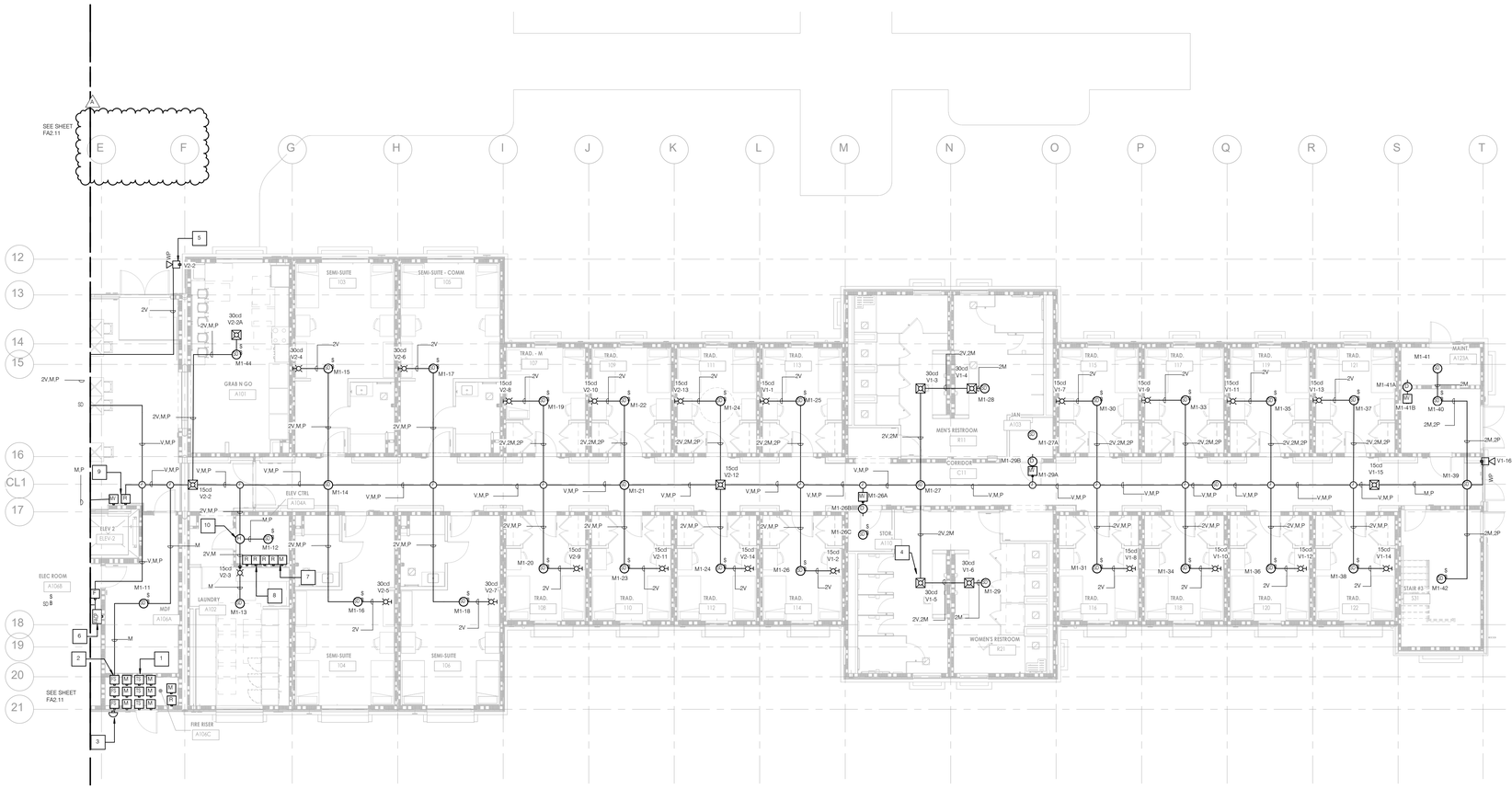

NOTES

1. COORDINATE LOCATION OF SPRINKLER TAMPER SWITCH WITH SPRINKLER CONTRACTOR.
2. COORDINATE LOCATION OF SPRINKLER FLOW SWITCH WITH SPRINKLER CONTRACTOR.
3. SPRINKLER BELL PROVIDED BY SPRINKLER CONTRACTOR.
4. PROVIDE CEILING MOUNTED HORN STROBE.
5. PROVIDE EXTERIOR WEATHER PROOF WALL MOUNTED HORN.
6. PROVIDE FIRE ALARM CONTROL PANEL.
7. PROVIDE MONITOR MODULE FOR ELEVATOR SHUNT TRIP.
8. PROVIDE RELAYS FOR FIRE HAT LIGHT, SHUNT TRIP, PRIMARY AND SECONDARY RECALLS.
9. PROVIDE ADDRESSABLE RELAY MODULE AND AUXILIARY RELAY FOR ELEVATOR SMOKE CURTAIN.
10. PROVIDE HEAT DETECTOR WITHIN 2' OF SPRINKLER IN ACCORDANCE WITH 21.4.2.

GENERAL NOTES

A. REFER TO SHEET FA0-0.1 FOR LEGEND AND SYMBOLS LIST AND DEVICE MODEL NUMBERS.

KEY PLAN

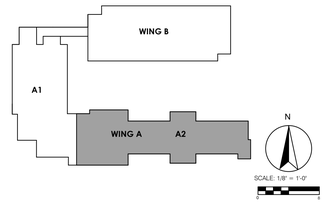

DSA STAMP

architecture
www.hpiarchitecture.com
115 22nd street
Newport Beach, CA
92663
o: 949.675.6442

SEAL

LICENSED ARCHITECT
AMMAR NAJI SARSAM
C-30902
12/31/2025
RENEWAL DATE
STATE OF CALIFORNIA

A# 03-123205 INC: 02

CONSULTANTS

P2S ENG
Long Beach // Irvine // Los Angeles
San Diego // San Jose // Seattle
p2sinc.com

No. 020025
Bryant Izzo
REGISTERED PROFESSIONAL ENGINEER
STATE OF CALIFORNIA

PROJECT TITLE
COMPTON COLLEGE
STUDENT HOUSING

INCREMENT 2 OF 2 - BUILDING & ASSOCIATED SITE WORK

1111 E. ARTESIA BLVD., COMPTON, CA 90221

Compton College

ISSUED

#	DATE	DESCRIPTION
A	03/01/2024	REVISION A

PROJECT IDENTIFICATION

THE DRAWINGS IN THE SHEET INDEX WERE ORIGINALLY CREATED IN AUTODESK REVIT V. 2018 UNLESS OTHERWISE NOTED.

THE ORIGINAL SIZE OF THIS SHEET IS 30" X 42".

THESE DRAWINGS AND SPECIFICATIONS ARE THE PROPERTY AND COPYRIGHT OF HPI ARCHITECTURE AND SHALL NOT BE USED ON ANY OTHER PROJECT OR LOCATIONS EXCEPT AS DESCRIBED ON THE DRAWINGS, WITHOUT WRITTEN AGREEMENT WITH THE ARCHITECT.

© HPI ARCHITECTURE 2022

SHEET TITLE
WING A - PARTIAL FLOOR PLAN - LEVEL 1 - A2

SHEET NUMBER
FA2.12

CONSTRUCTION DOCUMENTS

3/1/2024 9:30:53 AM Autodesk Docs://Compton College Student Housing/Compton College Student Housing_MEP.rvt

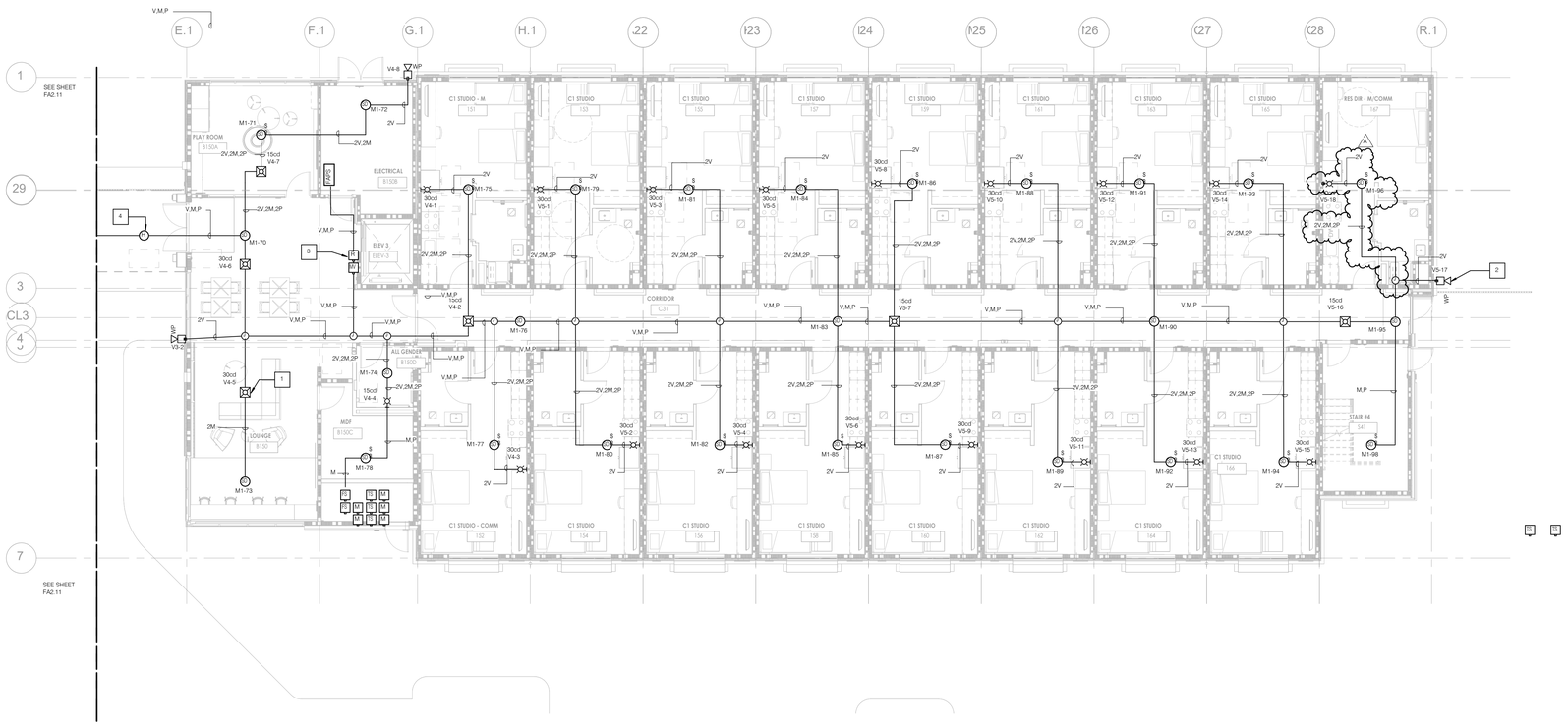

NOTES

1. PROVIDE CEILING MOUNTED HORN STROBE.
2. PROVIDE EXTERIOR WEATHER PROOF WALL MOUNTED HORN.
3. PROVIDE ADDRESSABLE RELAY MODULE AND AUXILIARY RELAY FOR ELEVATOR SMOKE CURTAIN.
4. ABOVE CEILING HEAT DETECTOR.

GENERAL NOTES

A. REFER TO SHEET FA0-0.1 FOR LEGEND AND SYMBOLS LIST AND DEVICE MODEL NUMBERS.

KEY PLAN

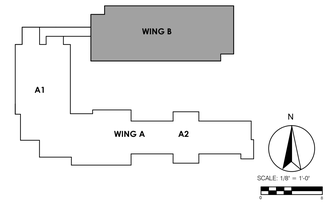

DSA STAMP

HPI architecture
www.hpiarchitecture.com
115 22nd street
Newport Beach, CA
92663
o: 949.675.6442

SEAL

LICENSED ARCHITECT
AMMAR NAJI SARSAM
C-30902
12/31/2025
RENEWAL DATE
STATE OF CALIFORNIA

A# 03-123205 INC: 02

CONSULTANTS

P2S ENG
Long Beach // Irvine // Los Angeles
San Diego // San Jose // Seattle
p2sinc.com

PROJECT TITLE
COMPTON COLLEGE
STUDENT HOUSING

INCREMENT 2 OF 2 - BUILDING & ASSOCIATED SITE WORK
1111 E. ARTESIA BLVD., COMPTON, CA 90221

Compton College

ISSUED

#	DATE	DESCRIPTION
A	03/01/2024	REVISION A

PROJECT IDENTIFICATION

THE DRAWINGS IN THE SHEET INDEX WERE ORIGINALLY CREATED IN AUTODESK REVIT V. 2018 UNLESS OTHERWISE NOTED.

THE ORIGINAL SIZE OF THIS SHEET IS 30" X 42".

THESE DRAWINGS AND SPECIFICATIONS ARE THE PROPERTY AND COPYRIGHT OF THE ARCHITECT AND SHALL NOT BE USED ON ANY OTHER PROJECT OR LOCATIONS EXCEPT AS DESCRIBED ON THE DRAWINGS, WITHOUT WRITTEN AGREEMENT WITH THE ARCHITECT.

© HPI ARCHITECTURE 2022

SHEET TITLE
WING B - PARTIAL FLOOR PLAN - LEVEL 1 - B

SHEET NUMBER
FA2.13

CONSTRUCTION DOCUMENTS

3/1/2024 9:30:54 AM Autodesk Docs://Compton College Student Housing/Compton College Student Housing_MEP.rvt

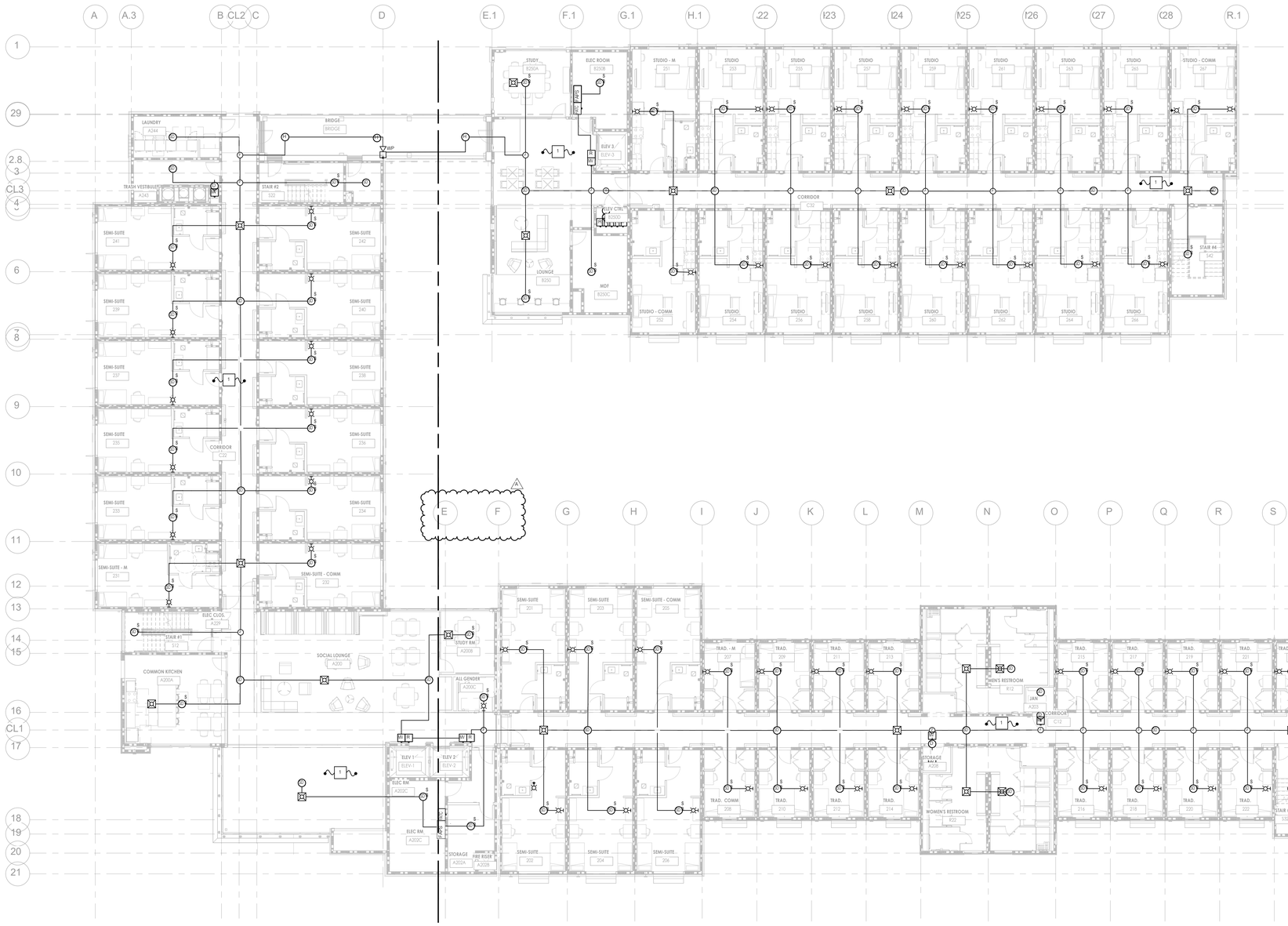

NOTES

1 SMOKE/HEAT DETECTION IN ATTIC AREAS IS NOT REQUIRED PER EXCEPTION IN NFPA 72, SECT. 17.5.3.1.2

GENERAL NOTES

A. REFER TO SHEET FA0-0.1 FOR LEGEND AND SYMBOLS LIST AND DEVICE MODEL NUMBERS.

KEY PLAN

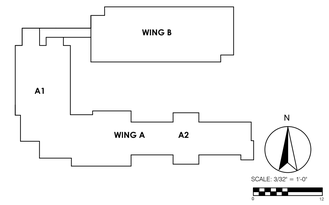

DSA STAMP

HPI architecture
www.hpiarchitecture.com
115 22nd street
Newport Beach, CA
92663
o: 949.675.6442

SEAL

LICENSED ARCHITECT
AMMAR NAJI SARSAM
C-30902
12/31/2025
RENEWAL DATE
STATE OF CALIFORNIA

A# 03-123205 INC: 02

CONSULTANTS

P2S ENG
Long Beach // Irvine // Los Angeles
San Diego // San Jose // Seattle
p2sinc.com

REGISTERED PROFESSIONAL ENGINEER
No. E22025
Bryant Izagu
ELECTRICAL
STATE OF CALIFORNIA

PROJECT TITLE
COMPTON COLLEGE
STUDENT HOUSING

INCREMENT 2 OF 2 - BUILDING & ASSOCIATED SITE WORK

1111 E. ARTESIA BLVD., COMPTON, CA 90221

Compton College

ISSUED		
#	DATE	DESCRIPTION
A	03/01/2024	REVISION A

PROJECT IDENTIFICATION

THE DRAWINGS IN THE SHEET INDEX WERE ORIGINALLY CREATED IN AUTODESK REVIT 21, 2018 UNLESS OTHERWISE NOTED.

THE ORIGINAL SIZE OF THIS SHEET IS 30" X 42".

THESE DRAWINGS AND SPECIFICATIONS ARE THE PROPERTY AND COPYRIGHT OF THE ARCHITECT AND SHALL NOT BE USED ON ANY OTHER PROJECT OR LOCATION EXCEPT AS DESCRIBED ON THE DRAWINGS, WITHOUT WRITTEN AGREEMENT WITH THE ARCHITECT.

© HPI ARCHITECTURE 2022

SHEET TITLE
SECOND FLOOR PLAN - OVERALL

SHEET NUMBER
FA2.20

CONSTRUCTION DOCUMENTS

12/22/2023 12:14:09 PM Autodesk Docs://Compton College Student Housing/Compton College Student Housing_MEP.rvt

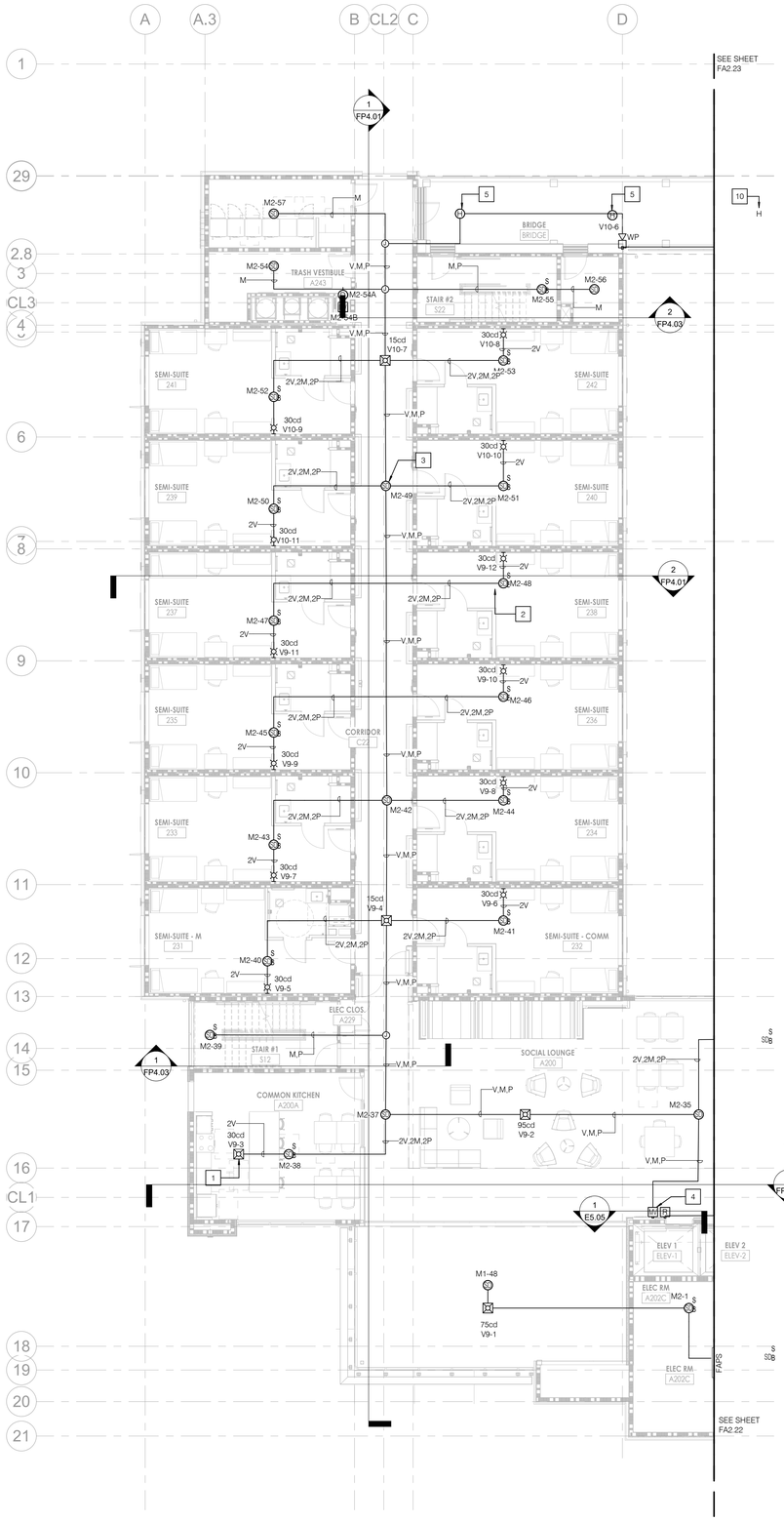

NOTES

1. PROVIDE CEILING MOUNTED HORN STROBE.
2. PROVIDE CEILING MOUNTED SMOKE DETECTOR WITH SOUND BASE.
3. PROVIDE CEILING MOUNTED SMOKE DETECTOR.
4. PROVIDE ADDRESSABLE RELAY MODULE AND AUXILIARY RELAY FOR ELEVATOR SMOKE CURTAIN.
5. ABOVE CEILING HEAT DETECTOR.

GENERAL NOTES

A. REFER TO SHEET FA0-0.1 FOR LEGEND AND SYMBOLS LIST AND DEVICE MODEL NUMBERS.

KEY PLAN

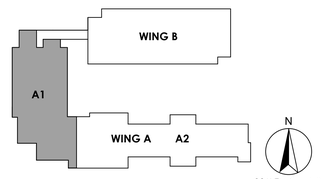

DSA STAMP

IDENTIFICATION STAMP
DIV. OF THE STATE ARCHITECT
APP: 03-123205 INC: 02
REVIEWED FOR
SS ☑ FLS ☑ ACS ☑
DATE: 02/01/2024

architecture
www.hpiarchitecture.com
115 22nd street
Newport Beach, CA
92663
o: 949.675.6442

SEAL

LICENSED ARCHITECT
AMMAR NAJI SARSAM
C-30902
12/31/2025
RENEWAL DATE
STATE OF CALIFORNIA

CONSULTANTS

P2S ENG
Long Beach // Irvine // Los Angeles
San Diego // San Jose // Seattle
p2sinc.com

REGISTERED PROFESSIONAL ENGINEER
No. E32222
Bryant Szeto
ELECTRICAL
STATE OF CALIFORNIA

PROJECT TITLE
COMPTON COLLEGE
STUDENT HOUSING
INCREMENT 2 OF 2 - BUILDING & ASSOCIATED SITE WORK
1111 E. ARTESIA BLVD., COMPTON, CA 90221

Compton College

ISSUED

#	DATE	DESCRIPTION
	10/19/2023	DSA BACKCHECK SUBMITTAL

PROJECT IDENTIFICATION

THE DRAWINGS IN THE SHEET INDEX WERE ORIGINALLY CREATED IN AUTODESK REVIT V. 2018 UNLESS OTHERWISE NOTED.

THE ORIGINAL SIZE OF THIS SHEET IS 30" X 42".

THESE DRAWINGS AND SPECIFICATIONS ARE THE PROPERTY AND COPYRIGHT OF THE ARCHITECT AND SHALL NOT BE USED ON ANY OTHER PROJECT OR LOCATIONS EXCEPT AS DESCRIBED ON THE DRAWINGS, WITHOUT WRITTEN AGREEMENT WITH THE ARCHITECT.

© HPI ARCHITECTURE 2022

SHEET TITLE
WING A - PARTIAL FLOOR PLAN - LEVEL 2 - A1

SHEET NUMBER
FA2.21

CONSTRUCTION DOCUMENTS

3/1/2024 9:30:55 AM Autodesk Docs://Compton College Student Housing/Compton College Student Housing_MEP.rvt

NOTES

1. PROVIDE CEILING MOUNTED HORN STROBE.
2. PROVIDE FIRE ALARM TERMINAL CABINET.
3. PROVIDE FIRE ALARM POWER SUPPLY.
4. PROVIDE SMOKE DETECTOR WITH SOUNDER BASE.
5. PROVIDE SMOKE DETECTOR.
6. PROVIDE ADDRESSABLE RELAY MODULE AND AUXILIARY RELAY FOR ELEVATOR SMOKE CURTAIN.

GENERAL NOTES

A. REFER TO SHEET FA0-0.1 FOR LEGEND AND SYMBOLS LIST AND DEVICE MODEL NUMBERS.

KEY PLAN

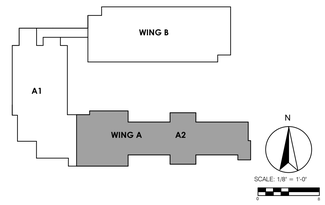

DSA STAMP

hpi architecture
www.hpiarchitecture.com
115 22nd street
Newport Beach, CA
92663
o: 949.675.6442

SEAL

LICENSED ARCHITECT
AMMAR NAJI SARSAM
C-30902
12/31/2025
RENEWAL DATE
STATE OF CALIFORNIA

A# 03-123205 INC: 02

CONSULTANTS

P2S ENG
Long Beach // Irvine // Los Angeles
San Diego // San Jose // Seattle
p2sinc.com

No. 022025
Bryant Trapp
REGISTERED PROFESSIONAL ENGINEER
STATE OF CALIFORNIA

PROJECT TITLE
COMPTON COLLEGE
STUDENT HOUSING

INCREMENT 2 OF 2 - BUILDING & ASSOCIATED SITE WORK

1111 E. ARTESIA BLVD., COMPTON, CA 90221

Compton College

ISSUED

#	DATE	DESCRIPTION
A	03/01/2024	REVISION A

PROJECT IDENTIFICATION

THE DRAWINGS IN THE SHEET INDEX WERE ORIGINALLY CREATED IN AUTODESK REVIT V. 2018 UNLESS OTHERWISE NOTED.

THE ORIGINAL SIZE OF THIS SHEET IS 30" X 42".

THESE DRAWINGS AND SPECIFICATIONS ARE THE PROPERTY AND COPYRIGHT OF THE ARCHITECT AND SHALL NOT BE USED ON ANY OTHER PROJECT OR LOCATIONS EXCEPT AS DESCRIBED ON THE DRAWINGS, WITHOUT WRITTEN AGREEMENT WITH THE ARCHITECT.

© HPI ARCHITECTURE 2022

SHEET TITLE

WING A - PARTIAL FLOOR PLAN - LEVEL 2 - A2

SHEET NUMBER

FA2.22

CONSTRUCTION DOCUMENTS

12/22/2023 12:14:13 PM Autodesk Docs://Compton College Student Housing/Compton College Student Housing_MEP.rvt

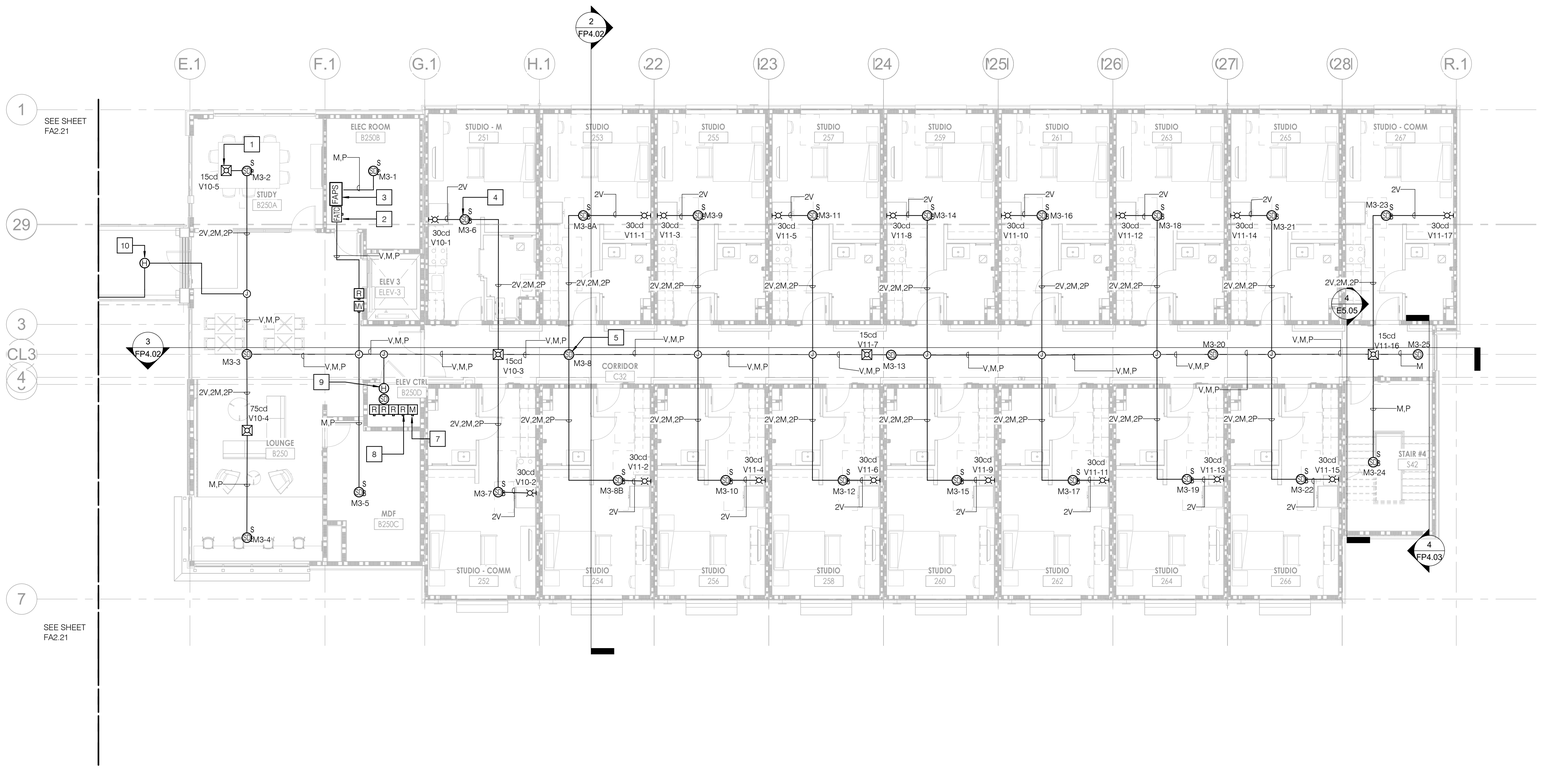

NOTES

1. PROVIDE CEILING MOUNTED HORN STROBE.
2. PROVIDE FIRE ALARM TERMINAL CABINET.
3. PROVIDE FIRE ALARM POWER SUPPLY.
4. PROVIDE CEILING MOUNTED SMOKE DETECTOR WITH SOUNDER BASE.
5. PROVIDE CEILING MOUNTED SMOKE DETECTOR.
6. PROVIDE ADDRESSABLE RELAY MODULE AND AUXILIARY RELAY FOR ELEVATOR SMOKE CURTAIN.
7. PROVIDE MONITOR MODULE FOR ELEVATOR SHUNT TRIP.
8. PROVIDE RELAYS FOR FIRE HAT LIGHT, SHUNT TRIP, PRIMARY AND SECONDARY RECALLS.
9. PROVIDE HEAT DETECTOR WITHIN 2' OF SPRINKLER IN ACCORDANCE WITH 21.4.2.
10. ABOVE CEILING HEAT DETECTOR.

GENERAL NOTES

A. REFER TO SHEET FA0-0.1 FOR LEGEND AND SYMBOLS LIST AND DEVICE MODEL NUMBERS.

KEY PLAN

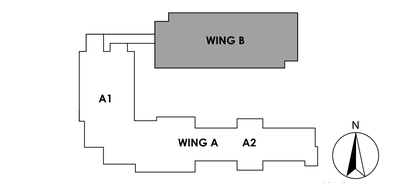

DSA STAMP

IDENTIFICATION STAMP
DIV. OF THE STATE ARCHITECT
APP: 03-123205 INC: 02
REVIEWED FOR
SS ☑ FLS ☑ ACS ☑
DATE: 02/01/2024

hpi architecture
www.hpiarchitecture.com
115 22nd street
Newport Beach, CA
92663
o: 949.675.6442

SEAL

LICENSED ARCHITECT
AMMAR NAJI SARSAM
C-30902
12/31/2025
RENEWAL DATE
STATE OF CALIFORNIA

CONSULTANTS

P2S ENG
Long Beach // Irvine // Los Angeles
San Diego // San Jose // Seattle
p2sinc.com

REGISTERED PROFESSIONAL ENGINEER
No. E32229
Bryant Izaga
ELECTRICAL
STATE OF CALIFORNIA

PROJECT TITLE
COMPTON COLLEGE STUDENT HOUSING
INCREMENT 2 OF 2 - BUILDING & ASSOCIATED SITE WORK
1111 E. ARTESIA BLVD., COMPTON, CA 90221

Compton College

ISSUED		
#	DATE	DESCRIPTION
	10/19/2023	DSA BACKCHECK SUBMITTAL

PROJECT IDENTIFICATION

THE DRAWINGS IN THE SHEET INDEX WERE ORIGINALLY CREATED IN AUTODESK REVIT V. 2018 UNLESS OTHERWISE NOTED.

THE ORIGINAL SIZE OF THIS SHEET IS 30" X 42".

THESE DRAWINGS AND SPECIFICATIONS ARE THE PROPERTY AND COPYRIGHT OF THE ARCHITECT AND SHALL NOT BE USED ON ANY OTHER PROJECT OR LOCATIONS EXCEPT AS DESCRIBED ON THE DRAWINGS, WITHOUT WRITTEN AGREEMENT WITH THE ARCHITECT.

© HPI ARCHITECTURE 2022

SHEET TITLE
WING B - PARTIAL FLOOR PLAN - LEVEL 2 - B

SHEET NUMBER
FA2.23

CONSTRUCTION DOCUMENTS

3/1/2024 9:30:57 AM Autodesk Docs://Compton College Student Housing/Compton College Student Housing_MEP.rvt

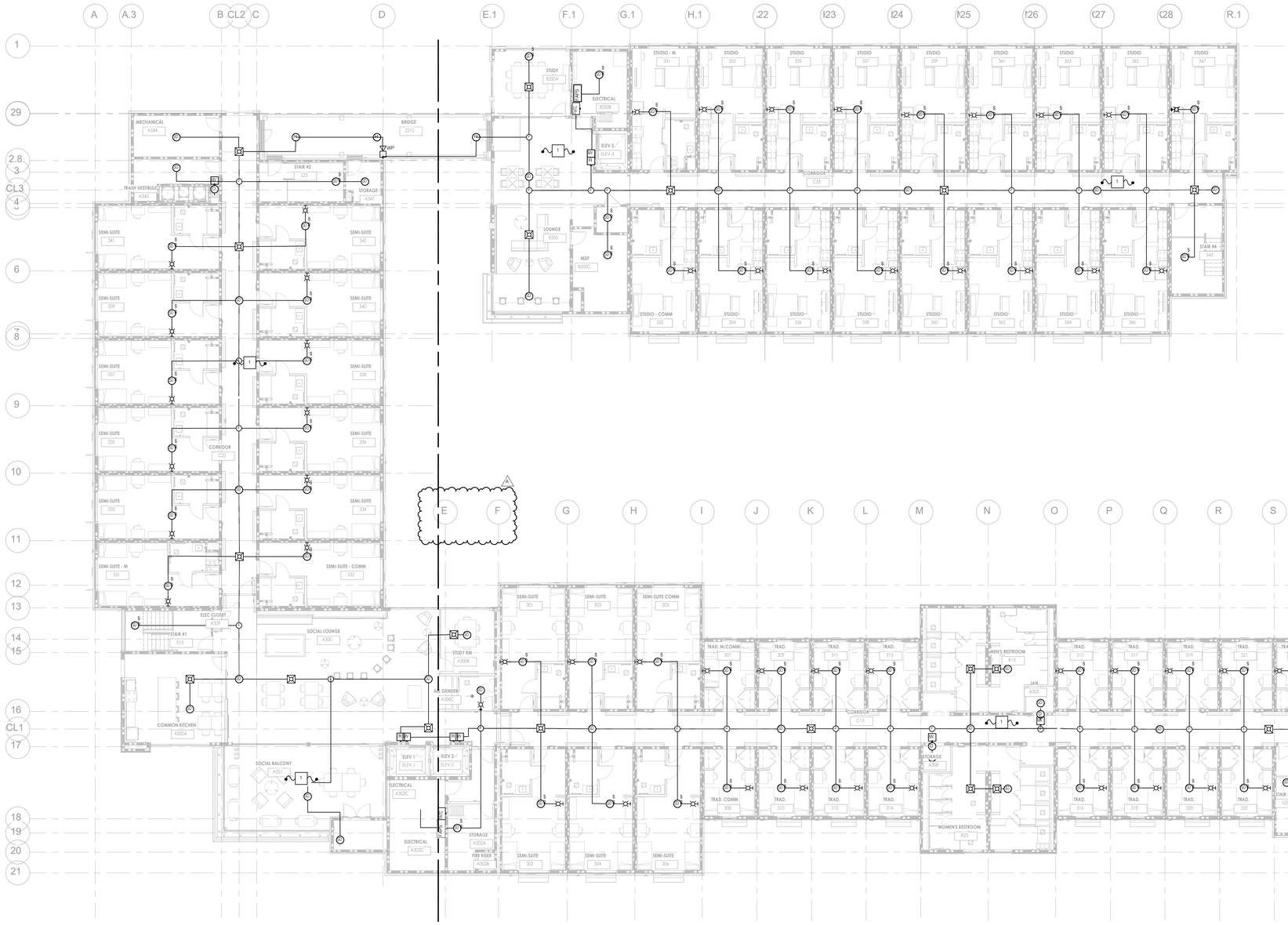

NOTES

1 SMOKE/HEAT DETECTION IN ATTIC AREAS IS NOT REQUIRED PER EXCEPTION IN NFPA 72, SECT. 17.5.3.1.2

GENERAL NOTES

A. REFER TO SHEET FA0-0.1 FOR LEGEND AND SYMBOLS LIST AND DEVICE MODEL NUMBERS.

KEY PLAN

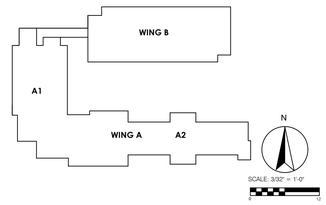

DSA STAMP

HPI architecture
www.hpiarchitecture.com
115 22nd street
Newport Beach, CA
92663
o: 949.675.6442

SEAL

LICENSED ARCHITECT
AMMAR NAJI SARSAM
C-30902
12/31/2025
RENEWAL DATE
STATE OF CALIFORNIA

A# 03-123205 INC: 02

CONSULTANTS

P2S ENG
Long Beach // Irvine // Los Angeles
San Diego // San Jose // Seattle
p2sinc.com

REGISTERED PROFESSIONAL ENGINEER
No. E22025
Bryant Izagirre
ELECTRICAL
STATE OF CALIFORNIA

PROJECT TITLE
COMPTON COLLEGE
STUDENT HOUSING

INCREMENT 2 OF 2 - BUILDING & ASSOCIATED SITE WORK
1111 E. ARTESIA BLVD., COMPTON, CA 90221

Compton College

ISSUED

#	DATE	DESCRIPTION
A	03/01/2024	REVISION A

PROJECT IDENTIFICATION

THE DRAWINGS IN THE SHEET INDEX WERE ORIGINALLY CREATED IN AUTODESK REVIT 21, 2018 UNLESS OTHERWISE NOTED.

THE ORIGINAL SIZE OF THIS SHEET IS 30" X 42".

THESE DRAWINGS AND SPECIFICATIONS ARE THE PROPERTY AND COPYRIGHT OF THE ARCHITECT AND SHALL NOT BE USED ON ANY OTHER PROJECT OR LOCATION EXCEPT AS DESCRIBED ON THE DRAWINGS, WITHOUT WRITTEN AGREEMENT WITH THE ARCHITECT.

© HPI ARCHITECTURE 2022

SHEET TITLE
THIRD FLOOR PLAN - OVERALL

SHEET NUMBER
FA2.30

CONSTRUCTION DOCUMENTS

12/22/2023 12:14:15 PM Autodesk Docs://Compton College Student Housing/Compton College Student Housing_MEP.rvt

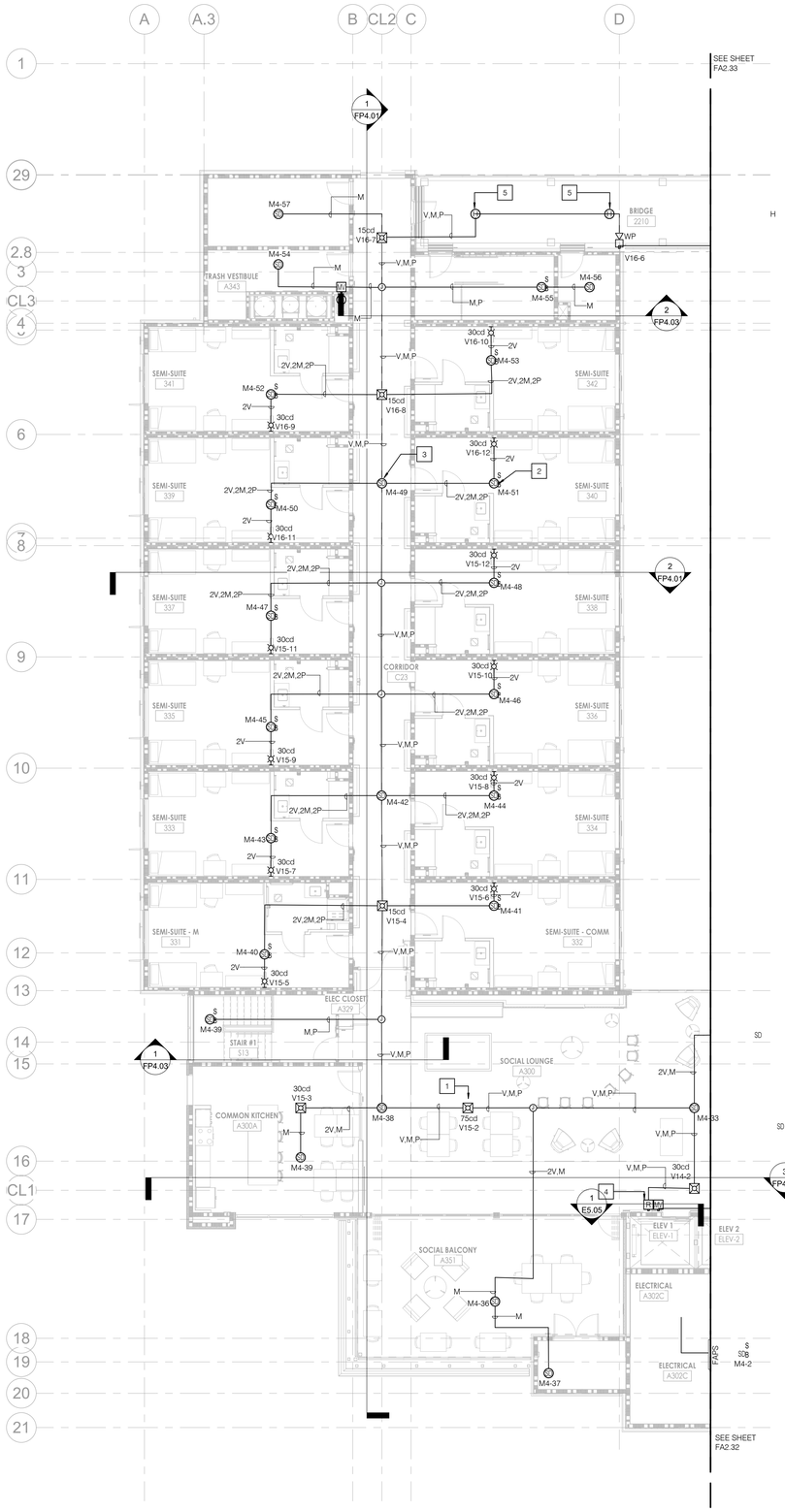

NOTES

1. PROVIDE CEILING MOUNTED HORN STROBE.
2. PROVIDE CEILING MOUNTED SMOKE DETECTOR WITH SOUNDER BASE.
3. PROVIDE CEILING MOUNTED SMOKE DETECTOR.
4. PROVIDE ADDRESSABLE RELAY MODULE AND AUXILIARY RELAY FOR ELEVATOR SMOKE CURTAIN.
5. ABOVE CEILING HEAT DETECTOR.

GENERAL NOTES

A. REFER TO SHEET FA0-0.1 FOR LEGEND AND SYMBOLS LIST AND DEVICE MODEL NUMBERS.

KEY PLAN

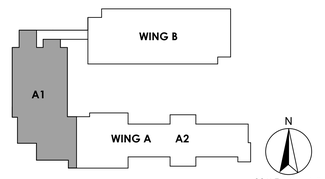

DSA STAMP

IDENTIFICATION STAMP
DIV. OF THE STATE ARCHITECT
APP: 03-123205 INC: 02
REVIEWED FOR
SS ☑ FLS ☑ ACS ☑
DATE: 02/01/2024

hpi architecture
www.hpiarchitecture.com
115 22nd street
Newport Beach, CA
92663
o: 949.675.6442

SEAL

LICENSED ARCHITECT
AMMAR NAJI SARSAM
C-30902
12/31/2025
RENEWAL DATE
STATE OF CALIFORNIA

CONSULTANTS

P2S ENG
Long Beach // Irvine // Los Angeles
San Diego // San Jose // Seattle
p2sinc.com

REGISTERED PROFESSIONAL ENGINEER
No. E32223
Bryant Szabo
ELECTRICAL
STATE OF CALIFORNIA

PROJECT TITLE
COMPTON COLLEGE
STUDENT HOUSING
INCREMENT 2 OF 2 - BUILDING & ASSOCIATED SITE WORK
1111 E. ARTESIA BLVD., COMPTON, CA 90221

Compton College

ISSUED		
#	DATE	DESCRIPTION
	10/19/2023	DSA BACKCHECK SUBMITTAL

PROJECT IDENTIFICATION

THE DRAWINGS IN THE SHEET INDEX WERE ORIGINALLY CREATED IN AUTODESK REVIT V. 2018 UNLESS OTHERWISE NOTED.

THE ORIGINAL SIZE OF THIS SHEET IS 30" X 42".

THESE DRAWINGS AND SPECIFICATIONS ARE THE PROPERTY AND COPYRIGHT OF THE ARCHITECT AND SHALL NOT BE USED ON ANY OTHER PROJECT OR LOCATION EXCEPT AS DESCRIBED ON THE DRAWINGS, WITHOUT WRITTEN AGREEMENT WITH THE ARCHITECT.

© HPI ARCHITECTURE 2022

SHEET TITLE
WING A - PARTIAL FLOOR PLAN - LEVEL 3 - A1

SHEET NUMBER
FA2.31

CONSTRUCTION DOCUMENTS

3/1/2024 9:30:57 AM Autodesk Docs://Compton College Student Housing/Compton College Student Housing_MEP.rvt

NOTES

1. PROVIDE CEILING MOUNTED HORN STROBE.
2. PROVIDE FIRE ALARM TERMINAL CABINET.
3. PROVIDE FIRE ALARM POWER SUPPLY.
4. PROVIDE SMOKE DETECTOR WITH SOUNDER BASE.
5. PROVIDE SMOKE DETECTOR.
6. PROVIDE ADDRESSABLE RELAY MODULE AND AUXILIARY RELAY FOR ELEVATOR SMOKE CURTAIN.

GENERAL NOTES

A. REFER TO SHEET FA0-0.1 FOR LEGEND AND SYMBOLS LIST AND DEVICE MODEL NUMBERS.

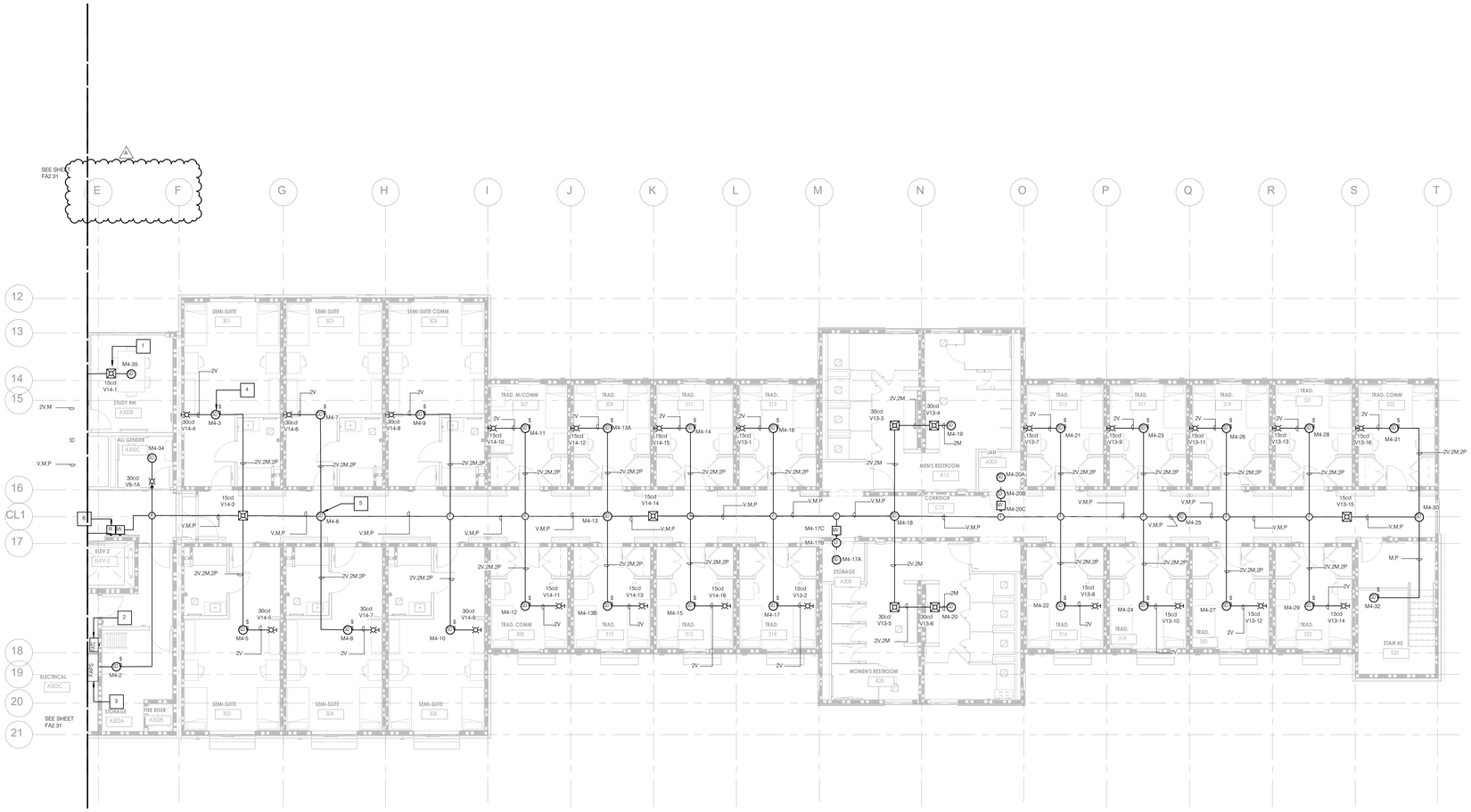

KEY PLAN

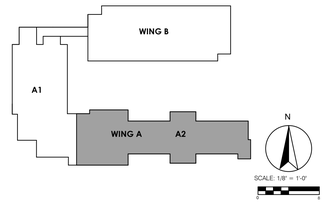

DSA STAMP

HPI architecture
www.hpiarchitecture.com
115 22nd street
Newport Beach, CA
92663
o: 949.675.6442

SEAL

LICENSED ARCHITECT
AMMAR NAJI SARSAM
C-30902
12/31/2025
RENEWAL DATE
STATE OF CALIFORNIA

A# 03-123205 INC: 02

CONSULTANTS

P2S ENG
Long Beach // Irvine // Los Angeles
San Diego // San Jose // Seattle
p2sinc.com

No. 020025
Bryant Isaac
STATE OF CALIFORNIA

PROJECT TITLE

COMPTON COLLEGE
STUDENT HOUSING

INCREMENT 2 OF 2 - BUILDING & ASSOCIATED SITE WORK

1111 E. ARTESIA BLVD., COMPTON, CA 90221

Compton College

ISSUED

#	DATE	DESCRIPTION
A	03/01/2024	REVISION A

PROJECT IDENTIFICATION

THE DRAWINGS IN THE SHEET INDEX WERE ORIGINALLY CREATED IN AUTODESK REVIT V. 2018 UNLESS OTHERWISE NOTED.

THE ORIGINAL SIZE OF THIS SHEET IS 30" X 42".

THESE DRAWINGS AND SPECIFICATIONS ARE THE PROPERTY AND COPYRIGHT OF HPI ARCHITECTURE AND SHALL NOT BE USED ON ANY OTHER PROJECT OR LOCATIONS EXCEPT AS DESCRIBED ON THE DRAWINGS, WITHOUT WRITTEN AGREEMENT WITH THE ARCHITECT.

© HPI ARCHITECTURE 2022

SHEET TITLE

WING A - PARTIAL FLOOR PLAN - LEVEL 3 - A2

SHEET NUMBER

FA2.32

CONSTRUCTION DOCUMENTS

12/22/2023 12:14:16 PM Autodesk Docs://Compton College Student Housing/Compton College Student Housing_MEP.rvt

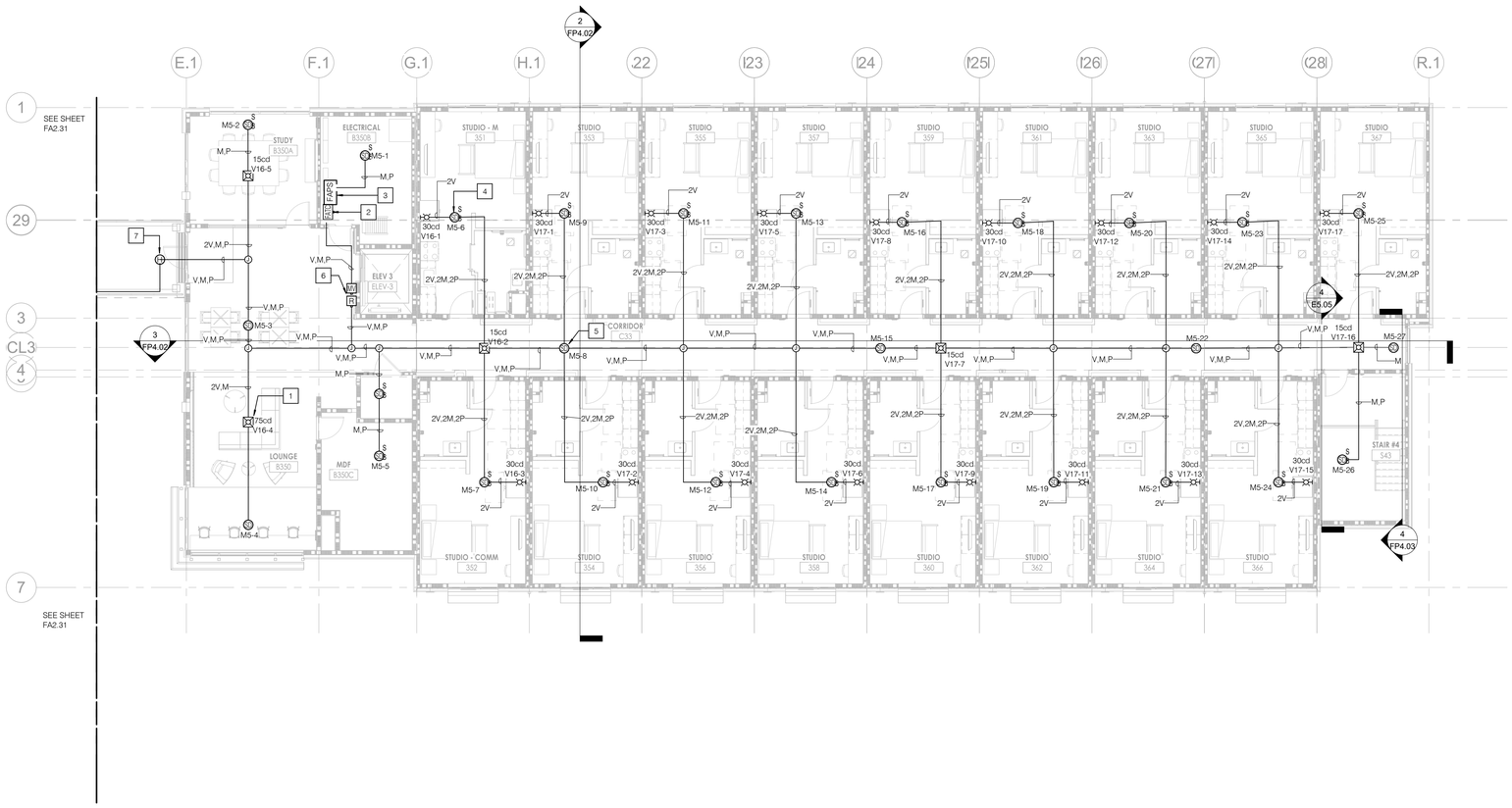

NOTES

1. PROVIDE CEILING MOUNTED HORN STROBE.
2. PROVIDE FIRE ALARM TERMINAL CABINET.
3. PROVIDE FIRE ALARM POWER SUPPLY.
4. PROVIDE CEILING MOUNTED SMOKE DETECTOR WITH SOUNDER BASE.
5. PROVIDE CEILING MOUNTED SMOKE DETECTOR.
6. PROVIDE ADDRESSABLE RELAY MODULE AND AUXILIARY RELAY FOR ELEVATOR SMOKE CURTAIN.
7. ABOVE CEILING HEAT DETECTOR.

GENERAL NOTES

A. REFER TO SHEET FA0-0.1 FOR LEGEND AND SYMBOLS LIST AND DEVICE MODEL NUMBERS.

KEY PLAN

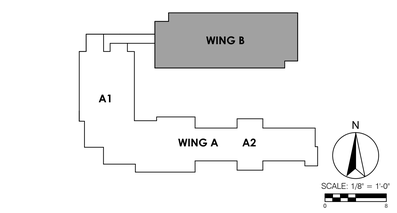

DSA STAMP

IDENTIFICATION STAMP
DIV. OF THE STATE ARCHITECT
APP: 03-123205 INC: 02
REVIEWED FOR
SS ☑ FLS ☑ ACS ☑
DATE: 02/01/2024

hpi architecture
www.hpiarchitecture.com
115 22nd street
Newport Beach, CA
92663
o: 949.675.6442

SEAL

LICENSED ARCHITECT
AMMAR NAJI SARSAM
C-30902
12/31/2025
RENEWAL DATE
STATE OF CALIFORNIA

CONSULTANTS

P2S ENG
Long Beach // Irvine // Los Angeles
San Diego // San Jose // Seattle
p2sinc.com

REGISTERED PROFESSIONAL ENGINEER
No. E32223
Bryant Isaac
ELECTRICAL
STATE OF CALIFORNIA

PROJECT TITLE
COMPTON COLLEGE STUDENT HOUSING
INCREMENT 2 OF 2 - BUILDING & ASSOCIATED SITE WORK
1111 E. ARTESIA BLVD., COMPTON, CA 90221

Compton College

ISSUED		
#	DATE	DESCRIPTION
	10/19/2023	DSA BACKCHECK SUBMITTAL

PROJECT IDENTIFICATION

THE DRAWINGS IN THE SHEET INDEX WERE ORIGINALLY CREATED IN AUTODESK REVIT V. 2018 UNLESS OTHERWISE NOTED.

THE ORIGINAL SIZE OF THIS SHEET IS 30" X 42".

THESE DRAWINGS AND SPECIFICATIONS ARE THE PROPERTY AND COPYRIGHT OF THE ARCHITECT AND SHALL NOT BE USED ON ANY OTHER PROJECT OR LOCATIONS EXCEPT AS DESCRIBED ON THE DRAWINGS, WITHOUT WRITTEN AGREEMENT WITH THE ARCHITECT.

© HPI ARCHITECTURE 2022

SHEET TITLE
WING B - PARTIAL FLOOR PLAN - LEVEL 3 - B

SHEET NUMBER
FA2.33

CONSTRUCTION DOCUMENTS

12/22/2023 12:14:17 PM Autodesk Docs://Compton College Student Housing/Compton College Student Housing_MEP.rvt

WING A

WING B

LEVEL 3

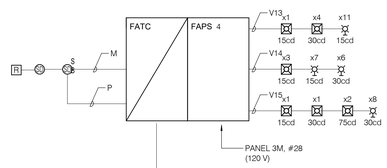

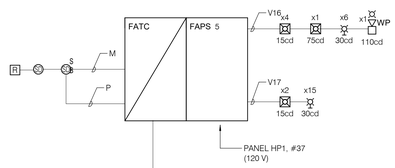

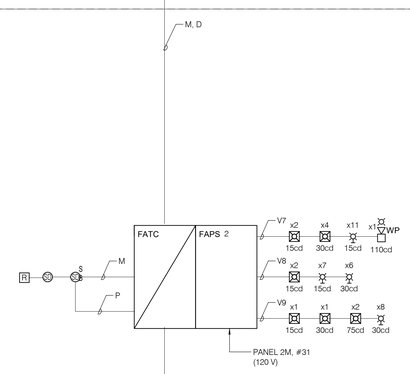

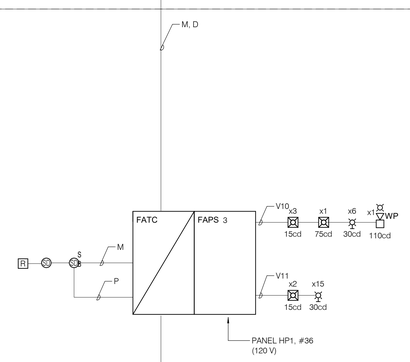

LEVEL 2

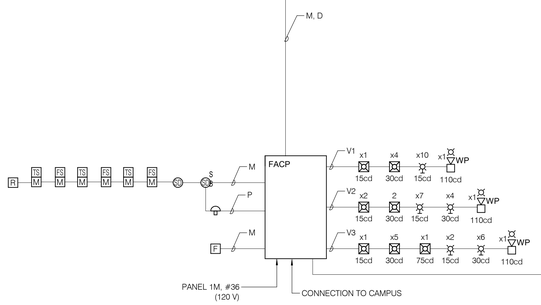

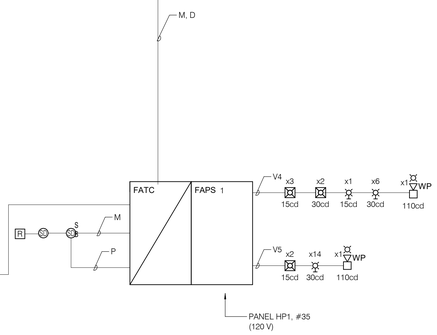

M, D

LEVEL 1

DSA STAMP

IDENTIFICATION STAMP
DIV. OF THE STATE ARCHITECT
APP: 03-123205 INC: 02
REVIEWED FOR
SS ☑ FLS ☑ ACS ☑
DATE: 02/01/2024

architecture
www.hpiarchitecture.com
115 22nd street
Newport Beach, CA
92663
o: 949.675.6442

SEAL

LICENSED ARCHITECT
AMMAR NAJI SARSAM
C-30902
12/31/2025
RENEWAL DATE
STATE OF CALIFORNIA

CONSULTANTS

P2S ENG
Long Beach // Irvine // Los Angeles
San Diego // San Jose // Seattle
p2sinc.com

REGISTERED PROFESSIONAL ENGINEER
No. E32223
Bryant Izaga
ELECTRICAL
STATE OF CALIFORNIA

PROJECT TITLE
COMPTON COLLEGE
STUDENT HOUSING
INCREMENT 2 OF 2 - BUILDING & ASSOCIATED SITE WORK
1111 E. ARTESIA BLVD., COMPTON, CA 90221

ISSUED		
#	DATE	DESCRIPTION
	10/19/2023	DSA BACKCHECK SUBMITTAL

PROJECT IDENTIFICATION

THE DRAWINGS IN THE SHEET INDEX WERE ORIGINALLY CREATED IN AUTODESK REVIT V. 2018 UNLESS OTHERWISE NOTED.

THE ORIGINAL SIZE OF THIS SHEET IS 30" X 42".

THESE DRAWINGS AND SPECIFICATIONS ARE THE PROPERTY AND COPYRIGHT OF THE ARCHITECT AND SHALL NOT BE USED ON ANY OTHER PROJECT OR LOCATIONS EXCEPT AS DESCRIBED ON THE DRAWINGS, WITHOUT WRITTEN AGREEMENT WITH THE ARCHITECT.

© HPI ARCHITECTURE 2022

SHEET TITLE
RISER DIAGRAMS

SHEET NUMBER
FA4.01

CONSTRUCTION DOCUMENTS

12/22/2023 12:14:18 PM Autodesk Docs://Compton College Student Housing/Compton College Student Housing_MEP.rvt

STROBE NAC SCHEDULE

PANEL	CIRCUIT	WALL STROBE 15cd 0.047	CLG. STROBE 15cd 0.059	WALL STROBE 30cd 0.057	CLG. STROBE 30cd 0.082	WALL STROBE 75cd 0.100	CLG. STROBE 75cd 0.145	WALL STROBE 110cd 0.132	CLG. STROBE 110cd 0.193	WALL STROBE 135cd 0.160	HORN/STROBE 110cd 0.168	TOTAL CURRENT AT 16VDC (AMPS)	ONE WAY CIRCUIT LENGTH (FEET)	CIRCUIT RESISTANCE (OHMS)	VOLTAGE DROP FROM 20.4V (MAX 4.40V)	PRECENT VOLTAGE DROP FROM 20.4V (MAX 21.6%)	SPARE CIRCUIT CAPACITY BASED ON VOLTAGE DROP	VOLTAGE AT LAST DEVICE (MIN 16V)	DESCRIPTION
FACP	**V1**	10	1		4						1	1.025	617	2.44	2.50	12.3%	43.1%	**17.9**	VISUAL NAC
	V2	7	2	4	2						1	1.007	690	2.73	2.75	13.5%	37.5%	**17.6**	VISUAL NAC
	V3	2	1	6	5		1				1	1.250	615	2.44	3.04	14.9%	30.8%	**17.4**	SPARE
												3.282							
FAPS-1	**V4**	1	3	6			1				1	0.879	521	2.06	1.81	8.9%	58.8%	**18.6**	VISUAL NAC
	V5		2	14							1	1.084	857	3.39	3.68	18.0%	16.4%	**16.7**	VISUAL NAC
	V6											0.000		0.00	0.00	0.0%	100.0%	**20.4**	SPARE
												1.963							
FAPS-2	**V7**	11	2		4							0.963	667	2.64	2.54	12.5%	42.2%	**17.9**	VISUAL NAC
	V8	7	2	6								0.789	706	2.80	2.21	10.8%	49.9%	**18.2**	VISUAL NAC
	V9		1	8	1		2					0.887	535	2.12	1.88	9.2%	57.3%	**18.5**	SPARE
												2.639							
FAPS-3	**V10**		3	6			1				1	0.832	451	1.79	1.49	7.3%	66.2%	**18.9**	VISUAL NAC
	V11		2	15								0.973	829	3.28	3.19	15.7%	27.4%	**17.2**	VISUAL NAC
	V12											0.000		0.00	0.00	0.0%	100.0%	**20.4**	SPARE
												1.805							
FAPS-4	**V13**	11	1		4							0.904	668	2.65	2.39	11.7%	45.7%	**18.0**	VISUAL NAC
	V14	7	3	6								0.848	671	2.66	2.25	11.0%	48.8%	**18.1**	VISUAL NAC
	V15		1	8	1		2					0.887	551	2.18	1.94	9.5%	56.0%	**18.5**	SPARE
												2.639							
FAPS-5	**V16**		4	6			1				1	0.891	461	1.83	1.63	8.0%	63.0%	**18.8**	VISUAL NAC
	V17		2	15								0.973	859	3.40	3.31	16.2%	24.8%	**17.1**	VISUAL NAC
	V18											0.000		0.00	0.00	0.0%	100.0%	**20.4**	SPARE
												1.864							

FACP

Quantity	Description	Unit Standby Current (A)	Total Standby Current (A)	Unit Alarm Current (A)	Total Alarm Current (A)
	PANEL EQUIPMENT - FIRE ALARM				
1	MAIN CPU WITH DISPLAY	0.277000	0.277000	0.321000	0.321000
1	POWER SUPPLY	0.068000	0.068000	0.077000	0.077000
1	NAC MODULE	0.066000	0.066000	0.066000	0.066000
	INITIATING DEVICES				
268	SMOKE DETECTOR	0.003000	0.804000	0.015000	4.020000
16	DUCT DETECTOR	0.003000	0.048000	0.015000	0.240000
18	RELAY MODULE	0.003000	0.054000	0.015000	0.270000
15	MONITOR MODULE	0.016000	0.240000	0.076000	1.140000
11	HEAT DETECTOR	0.003000	0.033000	0.029000	0.308000
1	MANUAL PULL STATION	0.000800	0.000800	0.001000	0.001000
	NOTIFICATION APPLIANCES (STROBES)				
0	CEILING MT 135	0.000800	0.000000	0.281000	0.000000
0	CEILING MT 110	0.000800	0.000000	0.193000	0.000000
1	CEILING MT 75	0.000800	0.000800	0.145000	0.145000
11	CEILING MT 30	0.000800	0.008800	0.083000	0.913000
4	CEILING MT 15	0.000800	0.003200	0.059000	0.236000
	WALL MT 135	0.000800	0.000000	0.281000	0.000000
3	WALL MT 110	0.000800	0.002400	0.199000	0.597000
0	WALL MT 75	0.000800	0.000000	0.153000	0.000000
10	WALL MT 30	0.000800	0.008000	0.083000	0.830000
19	WALL MT 15	0.000800	0.015200	0.055000	1.045000
	SUB TOTAL		1.629		10.209

BATTERY CALCULATIONS

ASSUMPTIONS:	
A - STANDBY BACKUP (HOURS)	24
B - BATTERY BACKUP (MINUTES)	5
C - ALLOWABLE ERROR (%)	25%
D - TOTAL STANDBY BACKUP (AMP-HOUR)	39.101
E - TOTAL ALARM BACKUP (AMP-HOUR)	0.851
F - ALLOWABLE ERROR (C x (D + E))	9.988
TOTAL AMP-HOUR REQUIRED (D+E+F)	49.939
BATTERY SUBMITTED	50 AH

FAPS-1

Quantity	Description	Unit Standby Current (A)	Total Standby Current (A)	Unit Alarm Current (A)	Total Alarm Current (A)
	PANEL EQUIPMENT - FIRE ALARM				
1	POWER SUPPLY	0.088000	0.088000	0.100000	0.100000
1	POWER SUPPLY	0.088000	0.088000	0.100000	0.100000
	NOTIFICATION APPLIANCES - STROBE				
1	VISUAL CIRCUIT V4	0.000000	0.000000	0.879000	0.879000
1	VISUAL CIRCUIT V5	0.000000	0.000000	1.084000	1.084000
0	VISUAL CIRCUIT V6	0.000000	0.000000	0.000000	0.000000
	SUB TOTAL		0.088		2.063

BATTERY CALCULATIONS

ASSUMPTIONS:	
A-BATTERY BACKUP - STANDBY (HOURS)	24
B-BATTERY BACKUP (MINUTES)	5
C-ALLOWABLE ERROR (%)	25%
D-TOTAL STANDBY BACKUP (AMP-HOUR)	2.112
E-TOTAL ALARM BACKUP (AMP-HOUR)	0.172
F-ALLOWABLE ERROR (C x (D + E))	0.571
TOTAL AMP-HOUR REQUIRED (D+E+F)	2.855

FAPS-2

Quantity	Description	Unit Standby Current (A)	Total Standby Current (A)	Unit Alarm Current (A)	Total Alarm Current (A)
	PANEL EQUIPMENT - FIRE ALARM				
1	POWER SUPPLY	0.088000	0.088000	0.100000	0.100000
	NOTIFICATION APPLIANCES - STROBE				
1	VISUAL CIRCUIT V7	0.000000	0.000000	0.963000	0.963000
1	VISUAL CIRCUIT V8	0.000000	0.000000	0.789000	0.789000
0	VISUAL CIRCUIT V9	0.000000	0.000000	0.887000	0.000000
	SUB TOTAL		0.088		1.852

BATTERY CALCULATIONS

ASSUMPTIONS:	
A-BATTERY BACKUP - STANDBY (HOURS)	24
B-BATTERY BACKUP (MINUTES)	5
C-ALLOWABLE ERROR (%)	25%
D-TOTAL STANDBY BACKUP (AMP-HOUR)	2.112
E-TOTAL ALARM BACKUP (AMP-HOUR)	0.154
F-ALLOWABLE ERROR (C x (D + E))	0.567
TOTAL AMP-HOUR REQUIRED (D+E+F)	2.833

FAPS-3

Quantity	Description	Unit Standby Current (A)	Total Standby Current (A)	Unit Alarm Current (A)	Total Alarm Current (A)
	PANEL EQUIPMENT - FIRE ALARM				
1	POWER SUPPLY	0.088000	0.088000	0.100000	0.100000
	NOTIFICATION APPLIANCES - STROBE				
1	VISUAL CIRCUIT V10	0.000000	0.000000	0.832000	0.832000
1	VISUAL CIRCUIT V11	0.000000	0.000000	0.973000	0.973000
0	VISUAL CIRCUIT V12	0.000000	0.000000	0.000000	0.000000
	SUB TOTAL		0.088		1.905

BATTERY CALCULATIONS

ASSUMPTIONS:	
A-BATTERY BACKUP - STANDBY (HOURS)	24
B-BATTERY BACKUP (MINUTES)	5
C-ALLOWABLE ERROR (%)	25%
D-TOTAL STANDBY BACKUP (AMP-HOUR)	2.112
E-TOTAL ALARM BACKUP (AMP-HOUR)	0.159
F-ALLOWABLE ERROR (C x (D + E))	0.568
TOTAL AMP-HOUR REQUIRED (D+E+F)	2.838

FAPS-4

Quantity	Description	Unit Standby Current (A)	Total Standby Current (A)	Unit Alarm Current (A)	Total Alarm Current (A)
	PANEL EQUIPMENT - FIRE ALARM				
1	POWER SUPPLY	0.088000	0.088000	0.100000	0.100000
	NOTIFICATION APPLIANCES - STROBE				
1	VISUAL CIRCUIT V13	0.000000	0.000000	0.904000	0.904000
1	VISUAL CIRCUIT V14	0.000000	0.000000	0.848000	0.848000
0	VISUAL CIRCUIT V15	0.000000	0.000000	0.887000	0.000000
	SUB TOTAL		0.088		1.852

BATTERY CALCULATIONS

ASSUMPTIONS:	
A-BATTERY BACKUP - STANDBY (HOURS)	24
B-BATTERY BACKUP (MINUTES)	5
C-ALLOWABLE ERROR (%)	25%
D-TOTAL STANDBY BACKUP (AMP-HOUR)	2.112
E-TOTAL ALARM BACKUP (AMP-HOUR)	0.154
F-ALLOWABLE ERROR (C x (D + E))	0.567
TOTAL AMP-HOUR REQUIRED (D+E+F)	2.833

FAPS-5

Quantity	Description	Unit Standby Current (A)	Total Standby Current (A)	Unit Alarm Current (A)	Total Alarm Current (A)
	PANEL EQUIPMENT - FIRE ALARM				
1	POWER SUPPLY	0.088000	0.088000	0.100000	0.100000
	NOTIFICATION APPLIANCES - STROBE				
1	VISUAL CIRCUIT V16	0.000000	0.000000	0.891000	0.891000
1	VISUAL CIRCUIT V17	0.000000	0.000000	0.973000	0.973000
0	VISUAL CIRCUIT V18	0.000000	0.000000	0.000000	0.000000
	SUB TOTAL		0.088		1.964

BATTERY CALCULATIONS

ASSUMPTIONS:	
A-BATTERY BACKUP - STANDBY (HOURS)	24
B-BATTERY BACKUP (MINUTES)	5
C-ALLOWABLE ERROR (%)	25%
D-TOTAL STANDBY BACKUP (AMP-HOUR)	2.112
E-TOTAL ALARM BACKUP (AMP-HOUR)	0.164
F-ALLOWABLE ERROR (C x (D + E))	0.569
TOTAL AMP-HOUR REQUIRED (D+E+F)	2.845

DSA STAMP

IDENTIFICATION STAMP
DIV. OF THE STATE ARCHITECT
APP: 03-123205 INC: 02
REVIEWED FOR
SS ☑ FLS ☑ ACS ☑
DATE: 02/01/2024

HPI architecture
www.hpiarchitecture.com
115 22nd street
Newport Beach, CA
92663
o: 949.675.6442

SEAL

LICENSED ARCHITECT
AMMAR NAJI SARSAM
C-30902
12/31/2025
RENEWAL DATE
STATE OF CALIFORNIA

CONSULTANTS

P2S ENG
Long Beach // Irvine // Los Angeles
San Diego // San Jose // Seattle
p2sinc.com

REGISTERED PROFESSIONAL ENGINEER
No. E32222
Bryant Izaga
ELECTRICAL
STATE OF CALIFORNIA

PROJECT TITLE
COMPTON COLLEGE
STUDENT HOUSING
INCREMENT 2 OF 2 - BUILDING & ASSOCIATED SITE WORK
1111 E. ARTESIA BLVD., COMPTON, CA 90221

Compton College

ISSUED

#	DATE	DESCRIPTION
	10/19/2023	DSA BACKCHECK SUBMITTAL

PROJECT IDENTIFICATION

THE DRAWINGS IN THE SHEET INDEX WERE ORIGINALLY CREATED IN AUTODESK REVIT V. 2018 UNLESS OTHERWISE NOTED.

THE ORIGINAL SIZE OF THIS SHEET IS 30" X 42".

THESE DRAWINGS AND SPECIFICATIONS ARE THE PROPERTY AND COPYRIGHT OF THE ARCHITECT AND SHALL NOT BE USED ON ANY OTHER PROJECT OR LOCATIONS EXCEPT AS DESCRIBED ON THE DRAWINGS, WITHOUT WRITTEN AGREEMENT WITH THE ARCHITECT.

© HPI ARCHITECTURE 2022

SHEET TITLE
CALCULATIONS

SHEET NUMBER
FA4.02

CONSTRUCTION DOCUMENTS

12/22/2023 12:14:19 PM Autodesk Docs://Compton College Student Housing/Compton College Student Housing_MEP.rvt

NOTES	
1	SIZE CABINET TO CONTAIN ALL NECESSARY DOCUMENTATION
2	LOCATE DOCUMENTATION CABINET AT CONTROL UNIT OR ANOTHER APPROVED LOCATION AT THE PROTECTED PREMISES.
3	ALL DOCUMENTATION SHALL BE STORED IN CABINET. NO RECORD DOCUMENTATION SHALL BE STORED IN THE CONTROL UNIT.
	DOCUMENTATION CABINET SHALL COMPLY WITH NFPA 72, CHAPTER 7.

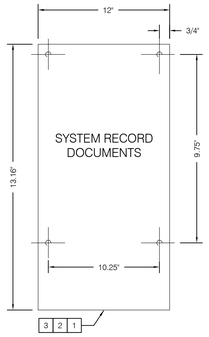

6 DOCUMENTATION CABINET MOUNTING
NO SCALE

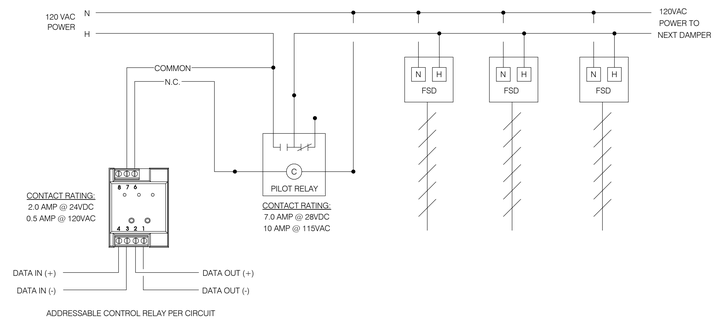

3 TYPICAL FIRE SMOKE DAMPER WIRING DIAGRAM
NO SCALE

NOTES	
1	PROVIDE (4) 3/8" LAG SCREWS.

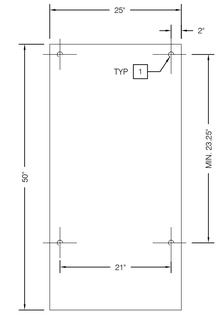

MAX OPERATING WT. = 200 LBS.

2 TYPICAL FACP MOUNTING
NO SCALE

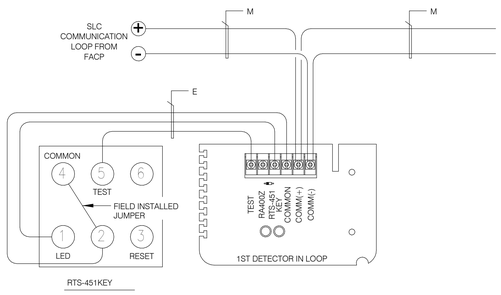

5 DUCT DETECTOR DETAIL
NO SCALE

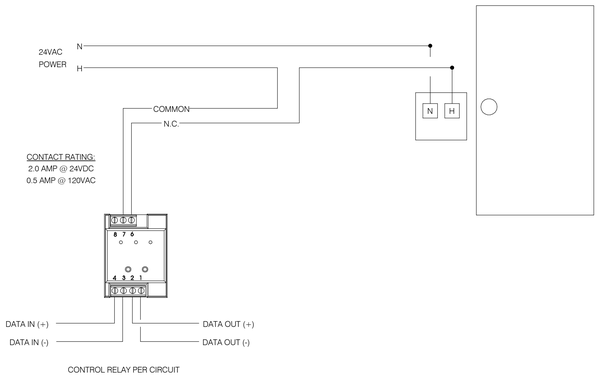

4 DOOR HOLDER WIRING DIAGRAM
NO SCALE

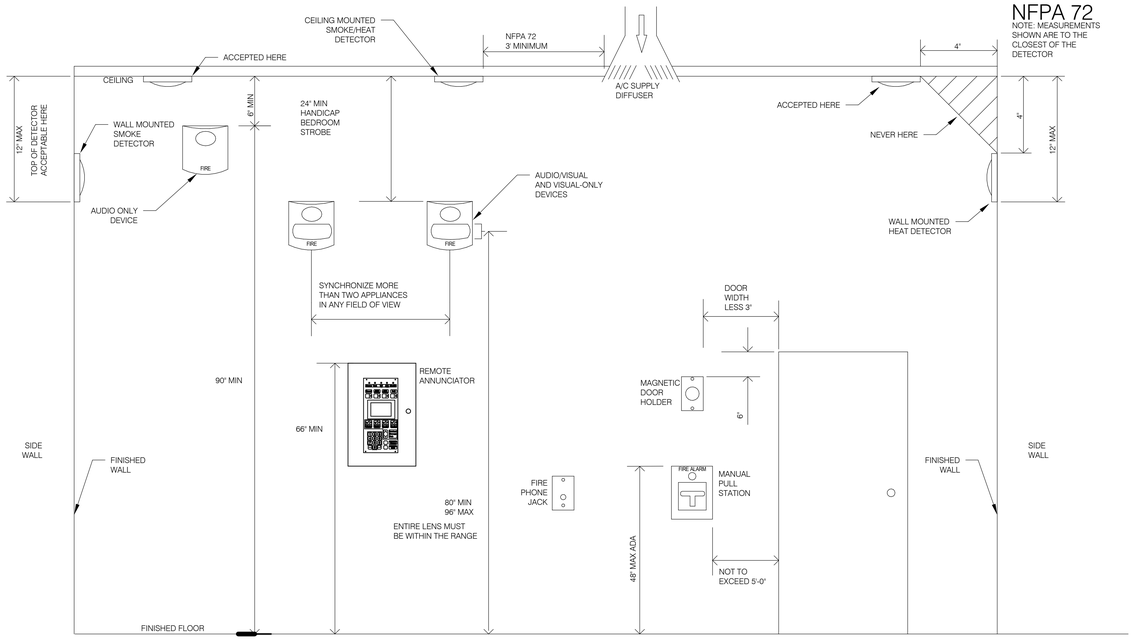

NFPA 72
NOTE: MEASUREMENTS SHOWN ARE TO THE CLOSEST OF THE DETECTOR

1 DEVICE INSTALLATION NFPA 72
NO SCALE

DSA STAMP

IDENTIFICATION STAMP
DIV. OF THE STATE ARCHITECT
APP: 03-123205 INC: 02
REVIEWED FOR
SS ☑ FLS ☑ ACS ☑
DATE: 02/01/2024

architecture
www.hpiarchitecture.com
115 22nd street
Newport Beach, CA
92663
o: 949.675.6442

SEAL

LICENSED ARCHITECT
AMMAR NAJI SARSAM
C-30902
12/31/2025
RENEWAL DATE
STATE OF CALIFORNIA

CONSULTANTS

P2S ENG
Long Beach // Irvine // Los Angeles
San Diego // San Jose // Seattle
p2sinc.com

REGISTERED PROFESSIONAL ENGINEER
No. E32222
Bryant Szabo
ELECTRICAL
STATE OF CALIFORNIA

PROJECT TITLE
COMPTON COLLEGE
STUDENT HOUSING
INCREMENT 2 OF 2 - BUILDING & ASSOCIATED SITE WORK
1111 E. ARTESIA BLVD., COMPTON, CA 90221

Compton College

ISSUED		
#	DATE	DESCRIPTION
	10/19/2023	DSA BACKCHECK SUBMITTAL

PROJECT IDENTIFICATION
THE DRAWINGS IN THE SHEET INDEX WERE ORIGINALLY CREATED IN AUTODESK REVIT V. 2018 UNLESS OTHERWISE NOTED.

THE ORIGINAL SIZE OF THIS SHEET IS 30" X 42".

THESE DRAWINGS AND SPECIFICATIONS ARE THE PROPERTY AND COPYRIGHT OF THE ARCHITECT AND SHALL NOT BE USED ON ANY OTHER PROJECT OR LOCATIONS EXCEPT AS DESCRIBED ON THE DRAWINGS, WITHOUT WRITTEN AGREEMENT WITH THE ARCHITECT.

© HPI ARCHITECTURE 2022

SHEET TITLE
DETAILS

SHEET NUMBER
FA6.01

CONSTRUCTION DOCUMENTS

12/22/2023 12:14:19 PM Autodesk Docs://Compton College Student Housing/Compton College Student Housing_MEP.rvt

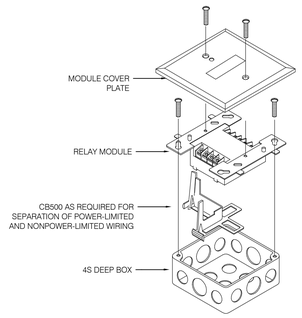

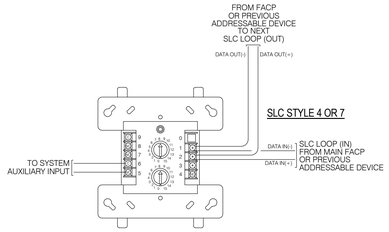

6 TYPICAL RELAY MODULE (WITH VOLTAGE BARRIER)
NO SCALE

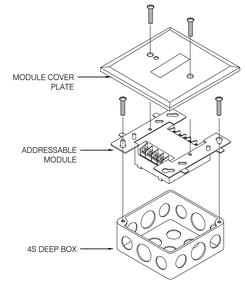

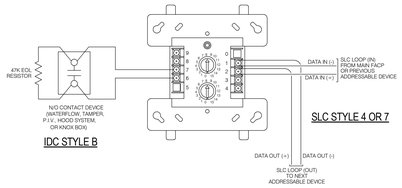

4 TYPICAL MONITOR MODULE
NO SCALE

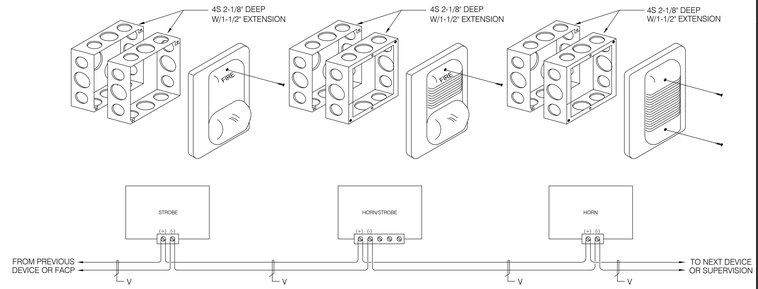

2 TYPICAL STROBE OR HORN OR HORN-STROBE
NO SCALE

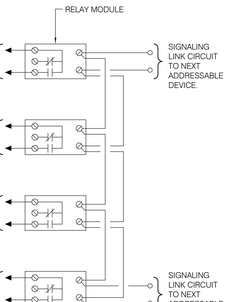

NOTES:

1. COORDINATE WITH ELEVATOR CONTRACTOR FOR ELEVATOR CONTROLLER CONNECTIONS.

FIRE ALARM - ELEVATOR RECALL CONTROL DETAIL

5 ELEVATOR RECALL AND CONTROL DIAGRAM
NO SCALE

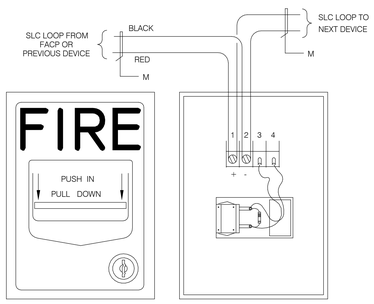

3 TYPICAL MANUAL PULL STATION DETAIL
NO SCALE

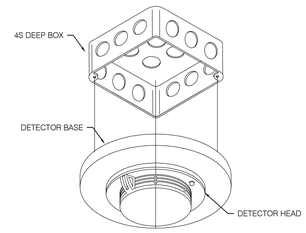

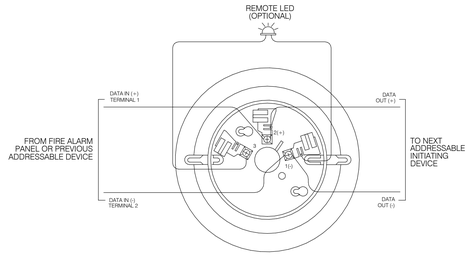

1 SMOKE/HEAT DETECTOR DETAIL
NO SCALE

DSA STAMP

IDENTIFICATION STAMP
DIV. OF THE STATE ARCHITECT
APP: 03-123205 INC: 02
REVIEWED FOR
SS ☑ FLS ☑ ACS ☑
DATE: 02/01/2024

architecture
www.hpiarchitecture.com
115 22nd street
Newport Beach, CA
92663
o: 949.675.6442

SEAL

LICENSED ARCHITECT
AMMAR NAJI SARSAM
C-30902
12/31/2025
RENEWAL DATE
STATE OF CALIFORNIA

CONSULTANTS

P2S ENG
Long Beach // Irvine // Los Angeles
San Diego // San Jose // Seattle
p2sinc.com

REGISTERED PROFESSIONAL ENGINEER
No. E32222
Bryant Scagg
ELECTRICAL
STATE OF CALIFORNIA

PROJECT TITLE
COMPTON COLLEGE
STUDENT HOUSING
INCREMENT 2 OF 2 - BUILDING & ASSOCIATED SITE WORK
1111 E. ARTESIA BLVD., COMPTON, CA 90221

Compton College

ISSUED

#	DATE	DESCRIPTION
	10/19/2023	DSA BACKCHECK SUBMITTAL

PROJECT IDENTIFICATION

THE DRAWINGS IN THE SHEET INDEX WERE ORIGINALLY CREATED IN AUTODESK REVIT V. 2018 UNLESS OTHERWISE NOTED.

THE ORIGINAL SIZE OF THIS SHEET IS 30" X 42".

THESE DRAWINGS AND SPECIFICATIONS ARE THE PROPERTY AND COPYRIGHT OF THE ARCHITECT AND SHALL NOT BE USED ON ANY OTHER PROJECT OR LOCATIONS EXCEPT AS DESCRIBED ON THE DRAWINGS, WITHOUT WRITTEN AGREEMENT WITH THE ARCHITECT.

© HPI ARCHITECTURE 2022

SHEET TITLE
DETAILS

SHEET NUMBER
FA6.02

CONSTRUCTION DOCUMENTS

3/1/2024 9:18:16 AM Autodesk Docs://Compton College Student Housing/Compton College Student Housing_MEP.rvt

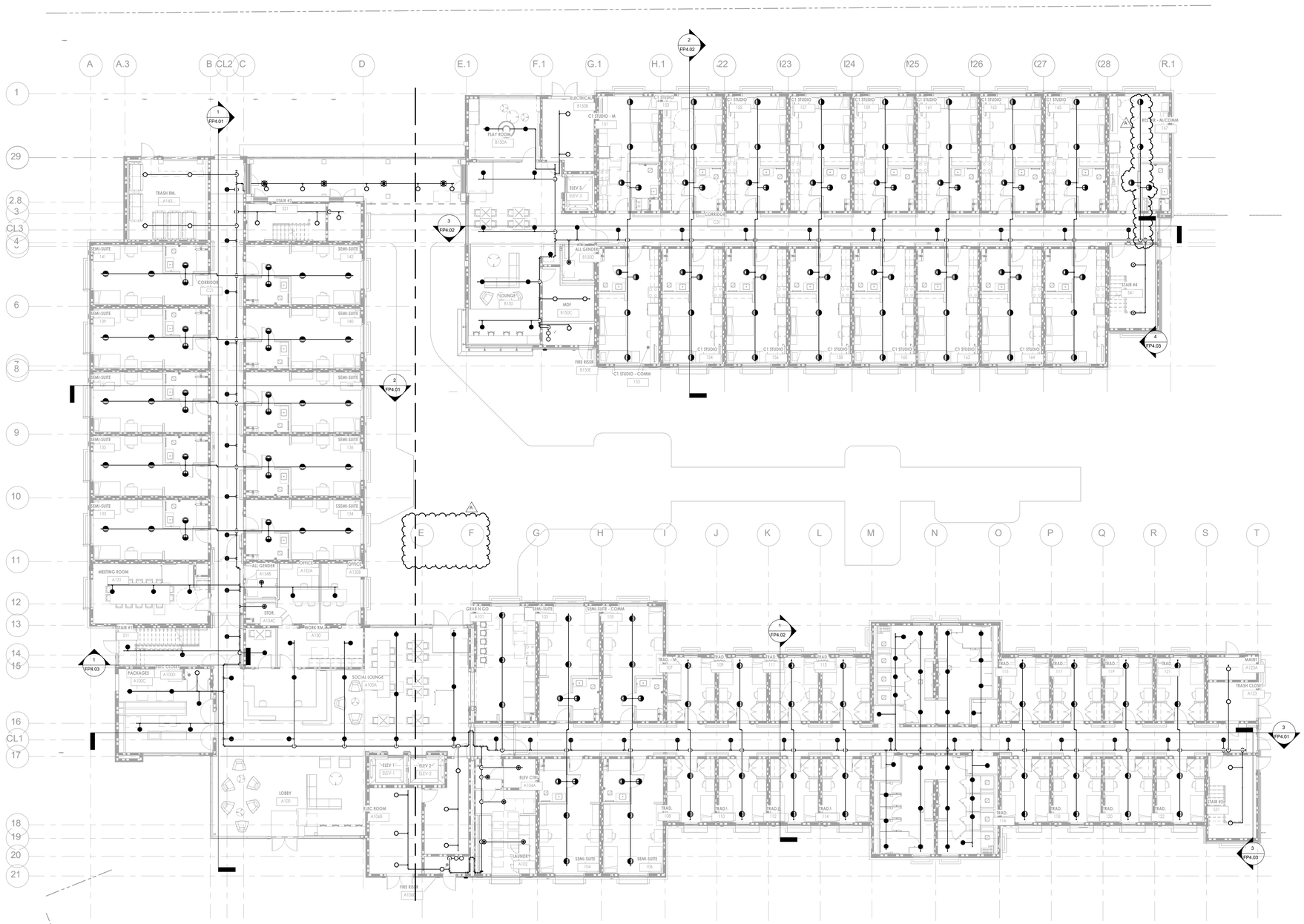

1 FIRST FLOOR PLAN - OVERALL

SCALE: 3/32" = 1'-0"

KEY PLAN

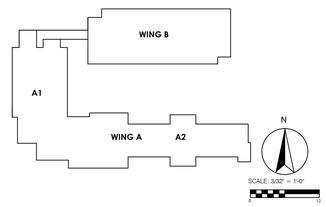

DSA STAMP

architecture
www.hpiarchitecture.com
115 22nd street
Newport Beach, CA
92663
o: 949.675.6442

SEAL

LICENSED ARCHITECT
AMMAR NAJI SARSAM
C-30902
12/31/2025
RENEWAL DATE
STATE OF CALIFORNIA

A# 03-123205 INC: 02

CONSULTANTS

P2S ENG
Long Beach // Irvine // Los Angeles
San Diego // San Jose // Seattle
p2sinc.com

PROJECT TITLE
COMPTON COLLEGE
STUDENT HOUSING

INCREMENT 2 OF 2 - BUILDING & ASSOCIATED SITE WORK

1111 E. ARTESIA BLVD., COMPTON, CA 90221

Compton College

ISSUED

#	DATE	DESCRIPTION
A	03/01/2024	REVISION A

PROJECT IDENTIFICATION

THE DRAWINGS IN THE SHEET INDEX WERE ORIGINALLY CREATED IN AUTODESK REVIT © 2018 UNLESS OTHERWISE NOTED.

THE ORIGINAL SIZE OF THIS SHEET IS 30" X 42".

THESE DRAWINGS AND SPECIFICATIONS ARE THE PROPERTY AND COPYRIGHT OF THE ARCHITECT AND SHALL NOT BE USED ON ANY OTHER PROJECT OR LOCATION EXCEPT AS DESCRIBED ON THE DRAWINGS, WITHOUT WRITTEN AGREEMENT WITH THE ARCHITECT.

© HPI ARCHITECTURE 2022

SHEET TITLE
FIRST FLOOR PLAN - OVERALL

SHEET NUMBER
FP2.10

CONSTRUCTION DOCUMENTS

12/22/2023 9:19:05 AM Autodesk Docs://Compton College Student Housing/Compton College Student Housing_MEP.rvt

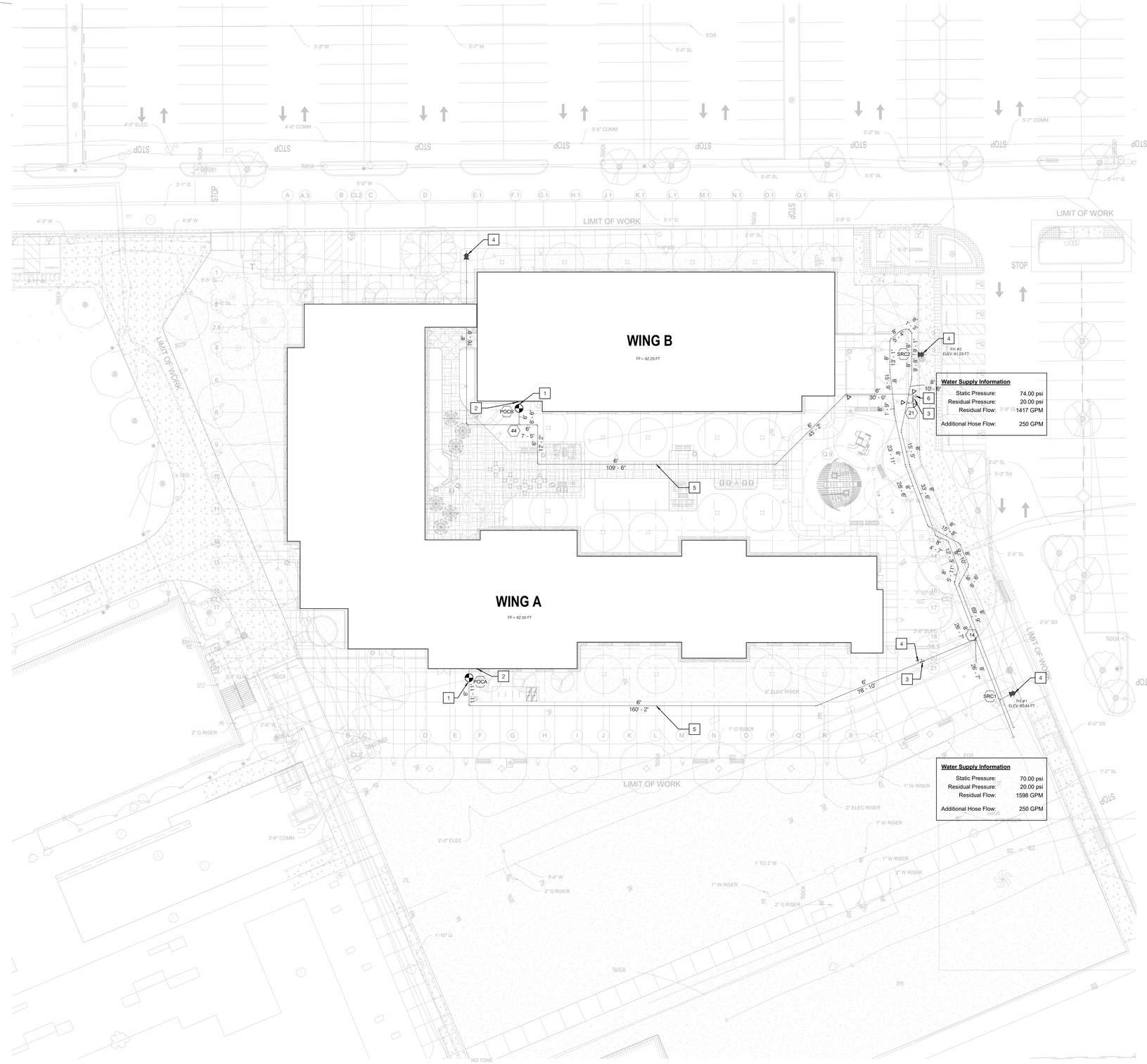

NOTES

1. FIRE SPRINKLER POINT OF CONNECTION, 5FT FROM THE EXTERIOR OF THE BUILDING. SEE CIVIL UTILITY SHEET C4.0-01 FOR CONTINUATION.
2. FIRE ALARM BELL. COORDINATE WITH THE FIRE ALARM CONTRACTOR FOR CONNECTION.
3. PIV BY CIVIL CONTRACTOR.
4. FIRE HYDRANT BY CIVIL CONTRACTOR.
5. UNDERGROUND FIRE MAIN, PVC C900 BY CIVIL CONTRACTOR.
6. FIRE DEPARTMENT CONNECTION BY CIVIL CONTRACTOR.

GENERAL NOTES

A. THE FULLY AUTOMATIC FIRE SPRINKLER SYSTEM WILL BE MONITORED AND SUPERVISED THROUGH THE FIRE ALARM SYSTEM.

B. UNDERGROUND PIPING AND APPURTANCES SHOWN IS FOR HYDRAULIC CALCULATIONS REFERENCE ONLY. FOR INSTALLATION DETAILS AND INFORMATION, INCLUDING FITTINGS, THRUST BLOCKS, EQUIPMENT, AND VALVES , SEE CIVIL SHEETS C4.0-01 AND C4.1-01.

C. WORK WITH THE CONTRACTOR TO BEGIN AT THE FIRE WATER SUPPLY LINE POINT OF CONNECTION LOCATED 5 FT FROM THE BUILDING PARAMETER.

RECEIVED
By PCMO at 8:32 pm, Dec 22, 2022

Hydrant Flow Test Report

Test Date 12/19/2022 **Test Time** 6:45 AM

Location
1111 E. Artesia Blvd. Compton, CA

Tested by
Legion Fire Protection
2101 W. Crescent Ave. Suite M
Anaheim, CA 92801

Notes
fire hydrant # 2

Read Hydrant
74 psi **static pressure**
50 psi **residual pressure**
100 ft **hydrant elevation**

Flow Hydrant(s)

Outlet	Elev	Size	C	Pitot Pressure	Flow
#1		2.5			914 gpm

Flow Graph

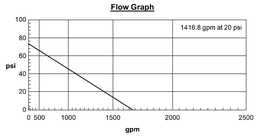

Created with the free hydrant flow test program from www.igneusinc.com

RECEIVED
By PCMO at 8:32 pm, Dec 22, 2022

Hydrant Flow Test Report

Test Date 12/19/2022 **Test Time** 6:45 AM

Location
1111 E. Artesia Blvd. Compton, CA

Tested by
Legion Fire Protection
2101 W. Crescent Ave. Suite M
Anaheim, CA 92801

Notes
fire hydrant # 1 construction site

Read Hydrant
70 psi **static pressure**
50 psi **residual pressure**
100 ft **hydrant elevation**

Flow Hydrant(s)

Outlet	Elev	Size	C	Pitot Pressure	Flow
#1		2.5			974 gpm

Flow Graph

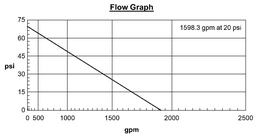

Created with the free hydrant flow test program from www.igneusinc.com

SCALE: 1" = 20'
0 20

DSA STAMP

IDENTIFICATION STAMP
DIV. OF THE STATE ARCHITECT
APP: 03-123205 INC: 02
REVIEWED FOR
SS ☑ FLS ☑ ACS ☑
DATE: 02/01/2024

hpi architecture
www.hpiarchitecture.com
115 22nd street
Newport Beach, CA
92663
o: 949.675.6442

SEAL

LICENSED ARCHITECT
AMMAR NAJI SARSAM
C-30902
12/31/2025
RENEWAL DATE
STATE OF CALIFORNIA

CONSULTANTS

P2S ENG
Long Beach // Irvine // Los Angeles
San Diego // San Jose // Seattle
p2sinc.com

STRUCTURAL PROFESSIONAL ENGINEER
ANDRES J. MENDEZ
NO. M42828
STRUCTURAL
STATE OF CALIFORNIA

PROJECT TITLE
COMPTON COLLEGE STUDENT HOUSING
INCREMENT 2 OF 2 - BUILDING & ASSOCIATED SITE WORK
1111 E. ARTESIA BLVD., COMPTON, CA 90221

Compton College

ISSUED		
#	DATE	DESCRIPTION
	10/19/2023	DSA BACKCHECK SUBMITTAL

PROJECT IDENTIFICATION

THE DRAWINGS IN THE SHEET INDEX WERE ORIGINALLY CREATED IN AUTODESK REVIT V. 2018 UNLESS OTHERWISE NOTED.

THE ORIGINAL SIZE OF THIS SHEET IS 30" X 42".

THESE DRAWINGS AND SPECIFICATIONS ARE THE PROPERTY AND COPYRIGHT OF THE ARCHITECT AND SHALL NOT BE USED ON ANY OTHER PROJECT OR LOCATIONS EXCEPT AS DESCRIBED ON THE DRAWINGS, WITHOUT WRITTEN AGREEMENT WITH THE ARCHITECT.

© HPI ARCHITECTURE 2022

SHEET TITLE
SITE PLAN

SHEET NUMBER
FP1.01

CONSTRUCTION DOCUMENTS

3/1/2024 9:18:16 AM Autodesk Docs://Compton College Student Housing/Compton College Student Housing_MEP.rvt

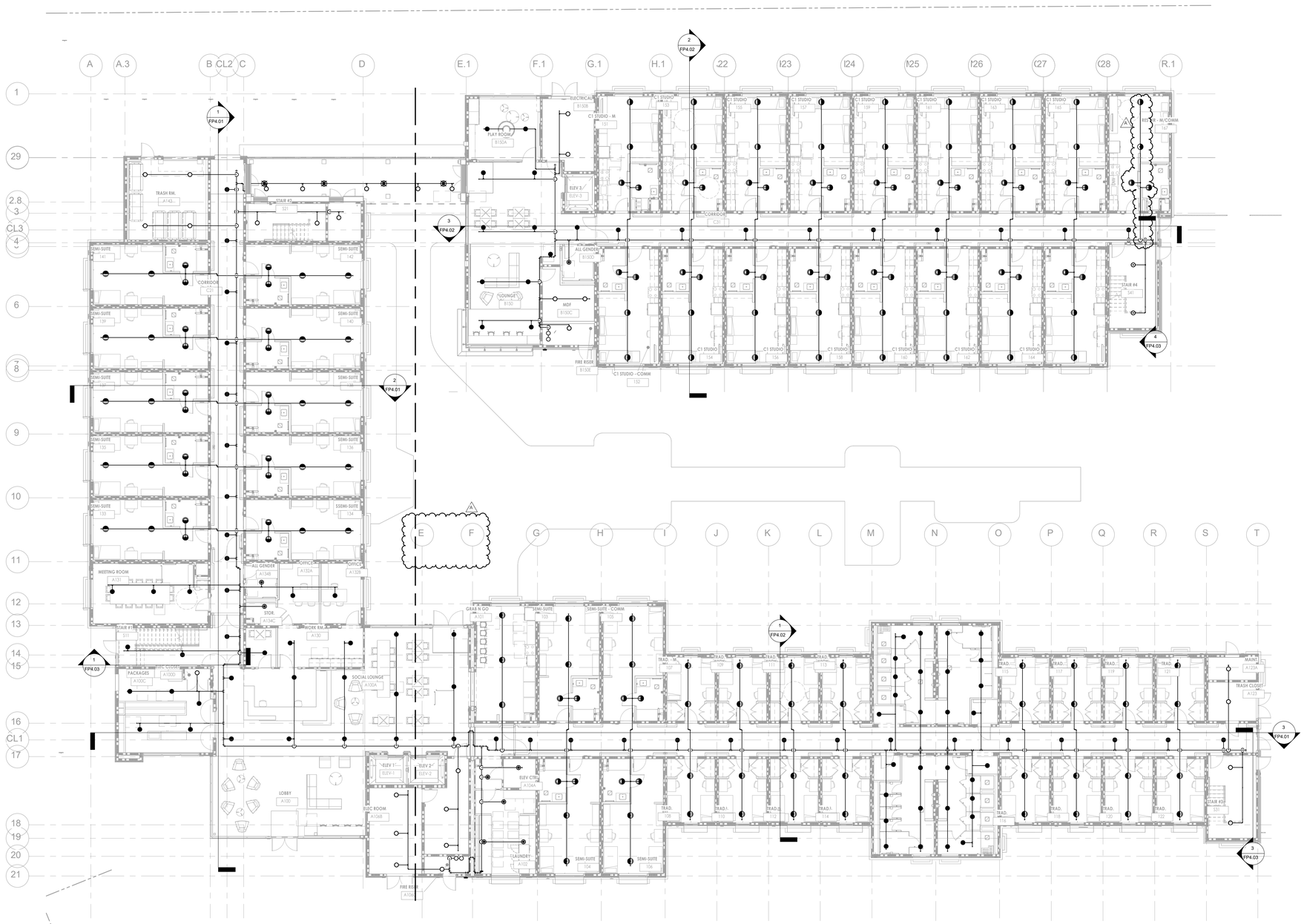

1 FIRST FLOOR PLAN - OVERALL

SCALE: 3/32" = 1'-0"

KEY PLAN

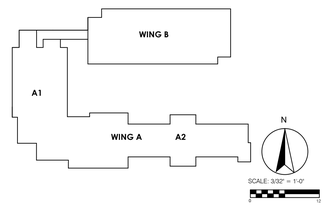

DSA STAMP

architecture
www.hpiarchitecture.com
115 22nd street
Newport Beach, CA
92663
o: 949.675.6442

SEAL

LICENSED ARCHITECT
AMMAR NAJI SARSAM
C-30902
12/31/2025
RENEWAL DATE
STATE OF CALIFORNIA

A# 03-123205 INC: 02

CONSULTANTS

P2S ENG
Long Beach // Irvine // Los Angeles
San Diego // San Jose // Seattle
p2sinc.com

PROJECT TITLE
COMPTON COLLEGE
STUDENT HOUSING

INCREMENT 2 OF 2 - BUILDING & ASSOCIATED SITE WORK

1111 E. ARTESIA BLVD., COMPTON, CA 90221

Compton College

ISSUED

#	DATE	DESCRIPTION
A	03/01/2024	REVISION A

PROJECT IDENTIFICATION

THE DRAWINGS IN THE SHEET INDEX WERE ORIGINALLY CREATED IN AUTODESK REVIT © 2018 UNLESS OTHERWISE NOTED.

THE ORIGINAL SIZE OF THIS SHEET IS 30" X 42".

THESE DRAWINGS AND SPECIFICATIONS ARE THE PROPERTY AND COPYRIGHT OF THE ARCHITECT AND SHALL NOT BE USED ON ANY OTHER PROJECT OR LOCATION EXCEPT AS DESCRIBED ON THE DRAWINGS, WITHOUT WRITTEN AGREEMENT WITH THE ARCHITECT.

© HPI ARCHITECTURE 2022

SHEET TITLE
FIRST FLOOR PLAN - OVERALL

SHEET NUMBER
FP2.10

CONSTRUCTION DOCUMENTS

12/22/2023 9:19:14 AM Autodesk Docs://Compton College Student Housing/Compton College Student Housing_MEP.rvt

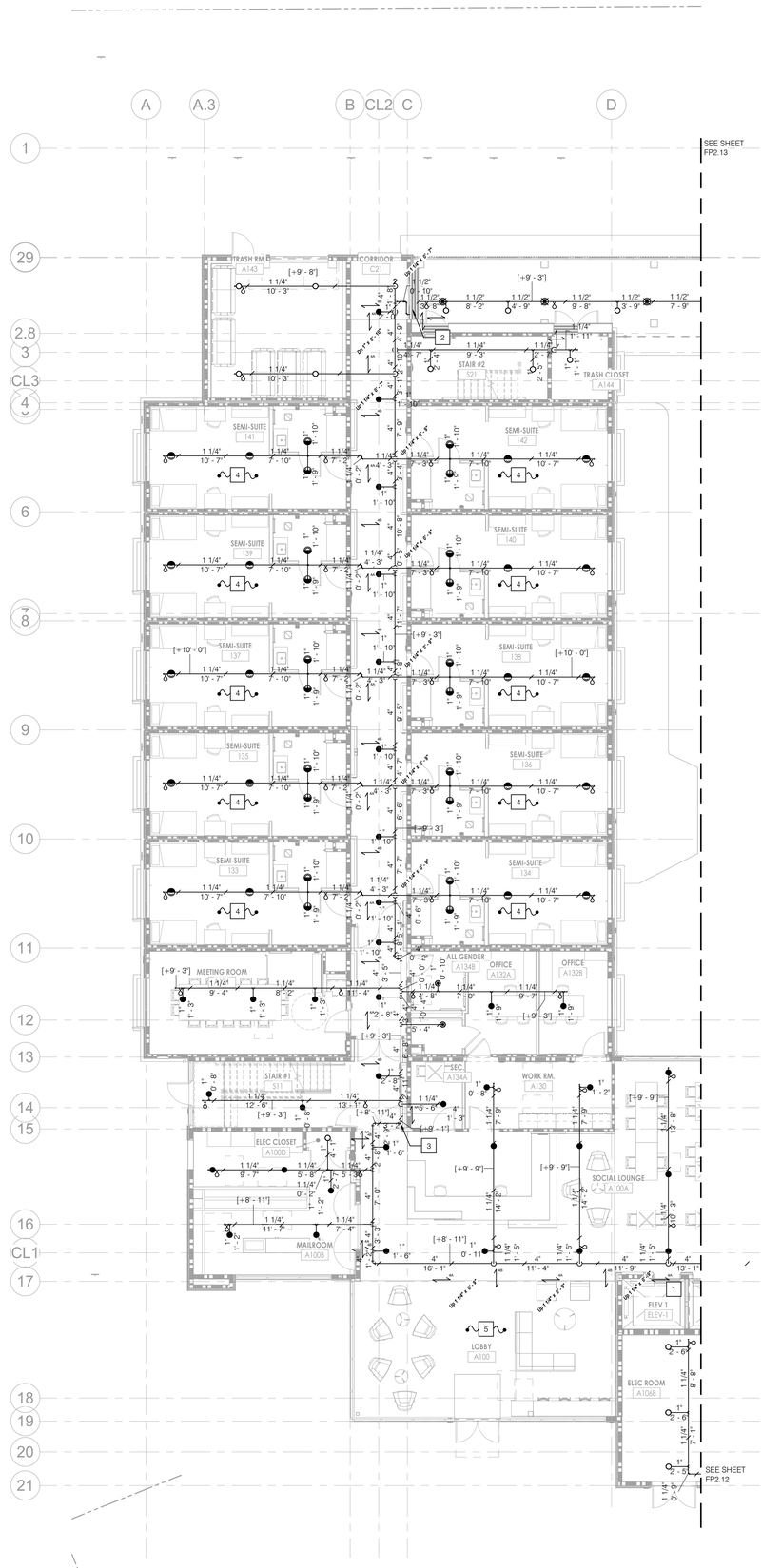

NOTES

1. SPRINKLERS OMITTED FROM NON-COMBUSTIBLE ELEVATOR SHAFTS WITH NO HYDRAULIC FLUIDS PER NFPA 13 SECTION 9.3.6.2 AND 9.3.6.3. ELEVATOR PIT IS IN COMPLIACE WITH ASME A17.1.1.
2. 1 1/2"METRAFLEX FIRELOOP SEISMIC EXPANSION JOINT MLUGFM160150. SEE DETAIL 6/FP6.04.
3. 4" FIRE SPRINKLER SYSTEM MAIN ELEVATION CHANGE. SWING JOINT LOCATION.
4. SPRINKLER BRANCHLINE MATERIAL WILL BE CPVC INSIDE OF THE MODULAR UNITS TO BE PROVIDED BY THE MODULAR UNIT MANUFACTURER.
5. AREA OPEN TO LEVEL 2 ABOVE.

	LATERAL BRACE	SEE DETAIL 1/FP6.03
	LONGITUDINAL BRACE	SEE DETAIL 2/FP6.03
	FOUR-WAY BRACE	SEE DETAIL 2/FP6.04
	WIRE, SURGE RESTRAINER	SEE DETAIL 5/FP6.02

SPRINKLER HEAD SCHEDULE AND LEGEND

SYMBOL	LOCATION	MANUFACTURER	SIN	K-FACTOR	SR/QR	TYPE	TEMP.	FINISH	THREAD SIZE	COMMENTS
○	EXPOSED AREAS	VIKING	VK3001	5.6	QR	SSU	200°	BRASS	1/2"	EXPOSED UPRIGHT SPRINKLER
◉	ACT AND GYP. CEILINGS	VIKING	VK4621	5.6	QR	SSP	155°	BRASS	1/2"	CONCEALED PENDENT WITH WHITE FLAT COVER PLATE
⊗	EXTERIOR CEILINGS	VIKING	VK3021	5.6	QR	SSP	200°	ENT	1/2"	SEMI-RECESSED PENDENT, WITH (ENT) COATING
⊙	ACT AND GYP. CEILINGS	VIKING	VK302	5.6	QR	SSP	155°	WHITE	1/2"	EXPOSED PENDENT SPRINKLER
◐	ACT AND GYP. CEILINGS	VIKING	VK468	4.9	QR	RESIDENTIAL PENDENT	155°	WHITE	1/2"	SEMI-RECESSED RESEIDENTIAL PENDENT

KEY PLAN

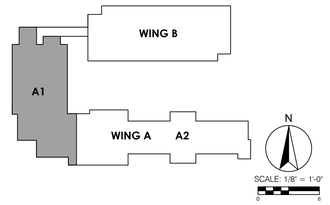

DSA STAMP

IDENTIFICATION STAMP
DIV. OF THE STATE ARCHITECT
APP: 03-123205 INC: 02
REVIEWED FOR
SS ☑ FLS ☑ ACS ☑
DATE: 02/01/2024

architecture
www.hpiarchitecture.com
115 22nd street
Newport Beach, CA
92663
o: 949.675.6442

SEAL

LICENSED ARCHITECT
AMMAR NAJI SARSAM
C-30902
12/31/2025
RENEWAL DATE
STATE OF CALIFORNIA

CONSULTANTS

P2S ENG
Long Beach // Irvine // Los Angeles
San Diego // San Jose // Seattle
p2sinc.com

STRUCTURAL PROFESSIONAL OF RECORD
NO. MM3828
STRUCTURAL
STATE OF CALIFORNIA

PROJECT TITLE
COMPTON COLLEGE
STUDENT HOUSING
INCREMENT 2 OF 2 - BUILDING & ASSOCIATED SITE WORK
1111 E. ARTESIA BLVD., COMPTON, CA 90221

Compton College

ISSUED

#	DATE	DESCRIPTION
	10/19/2023	DSA BACKCHECK SUBMITTAL

PROJECT IDENTIFICATION

THE DRAWINGS IN THE SHEET INDEX WERE ORIGINALLY CREATED IN AUTODESK REVIT V. 2018 UNLESS OTHERWISE NOTED.

THE ORIGINAL SIZE OF THIS SHEET IS 30" X 42".

THESE DRAWINGS AND SPECIFICATIONS ARE THE PROPERTY AND COPYRIGHT OF THE ARCHITECT AND SHALL NOT BE USED ON ANY OTHER PROJECT OR LOCATIONS EXCEPT AS DESCRIBED ON THE DRAWINGS, WITHOUT WRITTEN AGREEMENT WITH THE ARCHITECT.

© HPI ARCHITECTURE 2022

SHEET TITLE
WING A - PARTIAL FLOOR PLAN - LEVEL 1 - A1

SHEET NUMBER
FP2.11

CONSTRUCTION DOCUMENTS

3/1/2024 9:18:20 AM Autodesk Docs://Compton College Student Housing/Compton College Student Housing_MEP.rvt

NOTES

1. UNDERGROUND PIPE, REFER TO SITE PLAN FP1.01.
2. 6" SPRINKLER SYSYEM RISER TO LEVEL 1
3. 6" SPRINKLER SYSTEM RISER TO LEVEL 2
4. 6" SPRINKLER SYSTEM RISER TO LEVEL 3
5. SPRINKLERS OMITTED FROM NON-COMBUSTIBLE ELEVATOR SHAFTS WITH NO HYDRAULIC FLUIDS PER NFPA 13 SECTION 9.3.6.2 , 9.3.6.3, AND 9.3.6.6. ELEVATOR PIT IS IN COMPLIACE WITH ASME A17.1 1.

   4" METRAFLEX FIRELOOP SEISMIC EXPANSION JOINT MLUGFM160400. SEE DETAIL 5/FP6.04.
6. 4" FIRE SPRINKLER SYSTEM MAIN ELEVATION CHANGE. SWING JOINT LOCATION.
7. SPRINKLER BRANCHLINE MATERIAL WILL BE CPVC INSIDE OF THE MODULAR UNITS TO BE PROVIDED BY THE MODULAR UNIT MANUFACTURER.
8. FIRE ALARM BELL. COORDINATE WITH THE FIRE ALARM CONTRACTOR FOR CONNECTION.
9. WALLS IN SPACE ARE UP TO CEILING.
10.

	LATERAL BRACE	SEE DETAIL 1/FP6.03
	LONGITUDINAL BRACE	SEE DETAIL 2/FP6.03
	FOUR-WAY BRACE	SEE DETAIL 2/FP6.04
	WIRE, SURGE RESTRAINER	SEE DETAIL 5/FP6.02

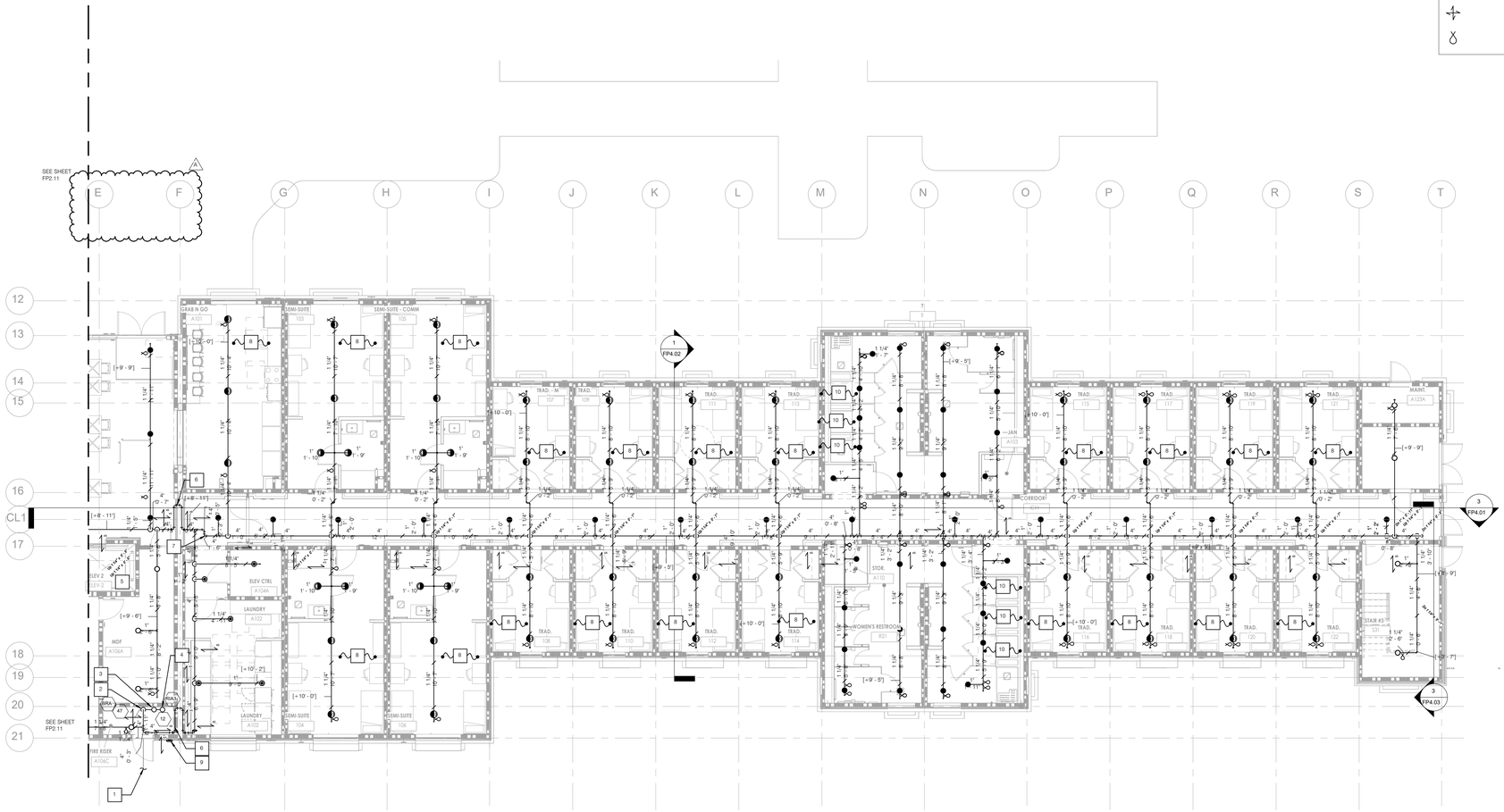

SPRINKLER HEAD SCHEDULE AND LEGEND

SYMBOL	LOCATION	MANUFACTURER	SIN	K-FACTOR	SR/QR	TYPE	TEMP.	FINISH	THREAD SIZE	COMMENTS
○	EXPOSED AREAS	VIKING	VK3001	5.6	QR	SSU	200°	BRASS	1/2"	EXPOSED UPRIGHT SPRINKLER
●	ACT AND GYP. CEILINGS	VIKING	VK4621	5.6	QR	SSP	155°	BRASS	1/2"	CONCEALED PENDENT WITH WHITE FLAT COVER PLATE
⊠	EXTERIOR CEILINGS	VIKING	VK3021	5.6	QR	SSP	200°	ENT	1/2"	SEMI-RECESSED PENDENT, WITH (ENT) COATING
⊙	ACT AND GYP. CEILINGS	VIKING	VK302	5.6	QR	SSP	155°	WHITE	1/2"	EXPOSED PENDENT SPRINKLER
◐	ACT AND GYP. CEILINGS	VIKING	VK468	4.9	QR	RESIDENTIAL PENDENT	155°	WHITE	1/2"	SEMI-RECESSED RESEIDENTIAL PENDENT

KEY PLAN

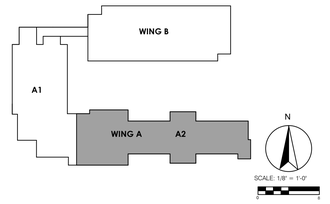

DSA STAMP

architecture
www.hpiarchitecture.com
115 22nd street
Newport Beach, CA
92663
o: 949.675.6442

SEAL

LICENSED ARCHITECT
AMMAR NAJI SARSAM
C-30902
12/31/2025
RENEWAL DATE
STATE OF CALIFORNIA

A# 03-123205 INC: 02

CONSULTANTS

P2S ENG
Long Beach // Irvine // Los Angeles
San Diego // San Jose // Seattle
p2sinc.com

PROJECT TITLE
COMPTON COLLEGE
STUDENT HOUSING

INCREMENT 2 OF 2 - BUILDING & ASSOCIATED SITE WORK

1111 E. ARTESIA BLVD., COMPTON, CA 90221

Compton College

ISSUED

#	DATE	DESCRIPTION
A	03/01/2024	REVISION A

PROJECT IDENTIFICATION

THE DRAWINGS IN THE SHEET INDEX WERE ORIGINALLY CREATED IN AUTODESK REVIT 'r' 2018 UNLESS OTHERWISE NOTED.

THE ORIGINAL SIZE OF THIS SHEET IS 30" X 42".

THESE DRAWINGS AND SPECIFICATIONS ARE THE PROPERTY AND, COPYRIGHT OF THE ARCHITECT AND SHALL NOT BE USED ON ANY OTHER PROJECT OR LOCATIONS EXCEPT AS DESCRIBED ON THE DRAWINGS, WITHOUT WRITTEN AGREEMENT WITH THE ARCHITECT.

© HPI ARCHITECTURE 2022

SHEET TITLE
WING A - PARTIAL FLOOR PLAN - LEVEL 1 - A2

SHEET NUMBER
FP2.12

CONSTRUCTION DOCUMENTS

3/1/2024 9:18:24 AM Autodesk Docs://Compton College Student Housing/Compton College$ Student Housing_MEP.rvt

NOTES

1. UNDERGROUND PIPE, REFER TO SITE PLAN FP1.01.
2. 6" SPRINKLER SYSYEM RISER TO LEVEL 1
3. 6" SPRINKLER SYSTEM RISER TO LEVEL 2
4. 6" SPRINKLER SYSTEM RISER TO LEVEL 3
5. 2 " RISE NIPPLE.
6. SPRINKLERS OMITTED FROM NON-COMBUSTIBLE ELEVATOR SHAFTS WITH NO HYDRAULIC FLUIDS PER NFPA 13 SECTION 9.3.6.2 AND 9.3.6.3. ELEVATOR PIT IS IN COMPLIACE WITH ASME A17.1.1.
7. SPRINKLER BRANCHLINE MATERIAL WILL BE CPVC INSIDE OF THE MODULAR UNITS TO BE PROVIDED BY THE MODULAR UNIT MANUFACTURER.
8. FIRE ALARM BELL. COORDINATE WITH THE FIRE ALARM CONTRACTOR FOR CONNECTION.

	LATERAL BRACE	SEE DETAIL 1/FP6.03
	LONGITUDINAL BRACE	SEE DETAIL 2/FP6.03
	FOUR-WAY BRACE	SEE DETAIL 2/FP6.04
	WIRE, SURGE RESTRAINER	SEE DETAIL 5/FP6.02

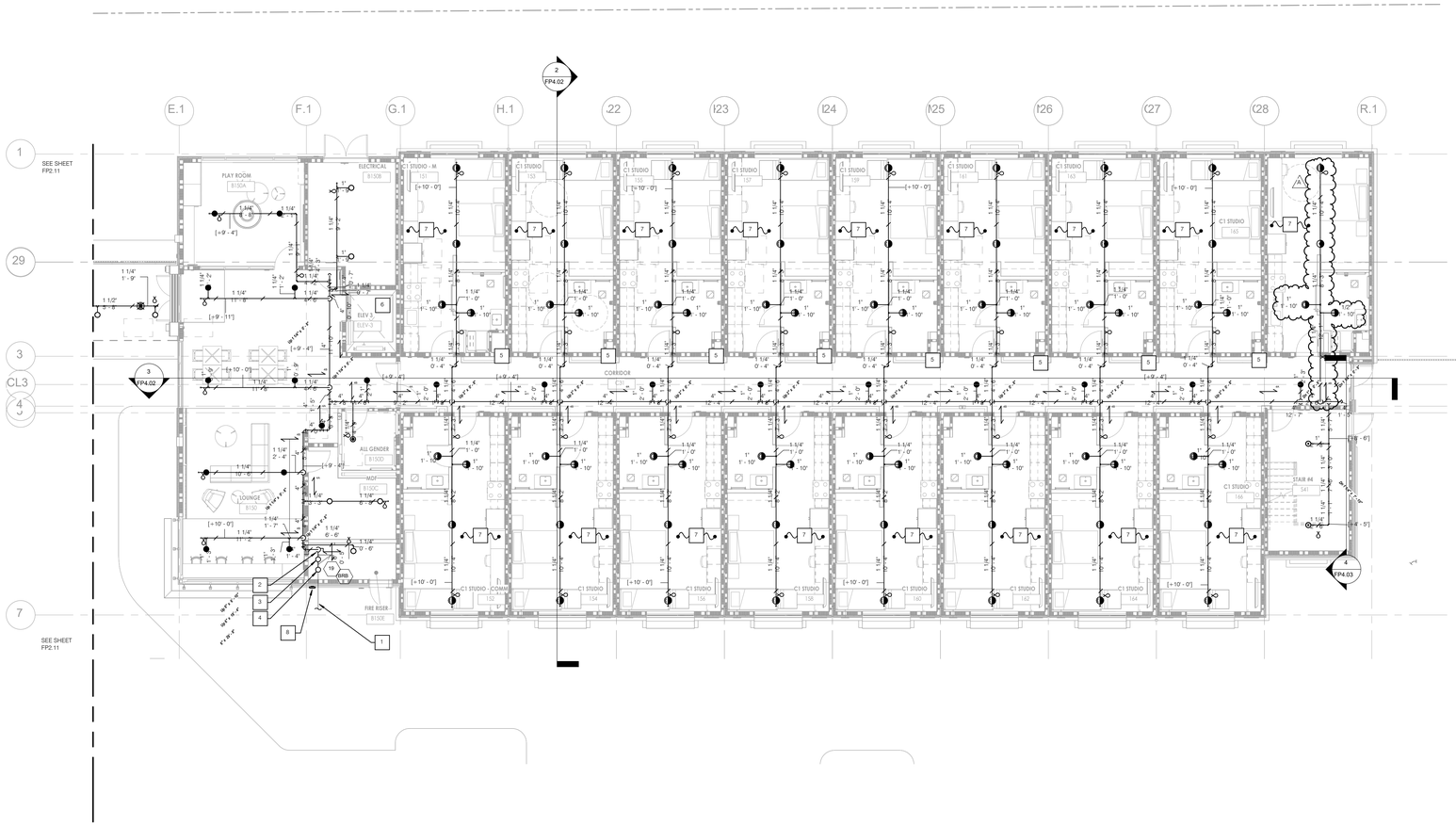

SPRINKLER HEAD SCHEDULE AND LEGEND

SYMBOL	LOCATION	MANUFACTURER	SIN	K-FACTOR	SR/QR	TYPE	TEMP.	FINISH	THREAD SIZE	COMMENTS
○	EXPOSED AREAS	VIKING	VK3001	5.6	QR	SSU	200°	BRASS	1/2"	EXPOSED UPRIGHT SPRINKLER
◉	ACT AND GYP. CEILINGS	VIKING	VK4621	5.6	QR	SSP	155°	BRASS	1/2"	CONCEALED PENDENT WITH WHITE FLAT COVER PLATE
⊠	EXTERIOR CEILINGS	VIKING	VK3021	5.6	QR	SSP	200°	ENT	1/2"	SEMI-RECESSED PENDENT, WITH (ENT) COATING
⊙	ACT AND GYP. CEILINGS	VIKING	VK302	5.6	QR	SSP	155°	WHITE	1/2"	EXPOSED PENDENT SPRINKLER
◐	ACT AND GYP. CEILINGS	VIKING	VK468	4.9	QR	RESIDENTIAL PENDENT	155°	WHITE	1/2"	SEMI-RECESSED RESEIDENTIAL PENDENT

KEY PLAN

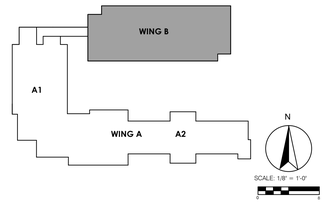

DSA STAMP

hpi architecture
www.hpiarchitecture.com
115 22nd street
Newport Beach, CA
92663
o: 949.675.6442

SEAL

LICENSED ARCHITECT
AMMAR NAJI SARSAM
C-30902
12/31/2025
RENEWAL DATE
STATE OF CALIFORNIA

A# 03-123205 INC: 02

CONSULTANTS

P2S ENG
Long Beach // Irvine // Los Angeles
San Diego // San Jose // Seattle
p2sinc.com

REGISTERED PROFESSIONAL ENGINEER
Andres Jimenez
MECHANICAL
STATE OF CALIFORNIA

PROJECT TITLE
COMPTON COLLEGE
STUDENT HOUSING

INCREMENT 2 OF 2 - BUILDING & ASSOCIATED SITE WORK

1111 E. ARTESIA BLVD., COMPTON, CA 90221

Compton College

ISSUED

#	DATE	DESCRIPTION
A	03/01/2024	REVISION A

PROJECT IDENTIFICATION

THE DRAWINGS IN THE SHEET INDEX WERE ORIGINALLY CREATED IN AUTODESK REVIT V. 2018 UNLESS OTHERWISE NOTED.

THE ORIGINAL SIZE OF THIS SHEET IS 30" X 42".

THESE DRAWINGS AND SPECIFICATIONS ARE THE PROPERTY AND COPYRIGHT OF THE ARCHITECT AND SHALL NOT BE USED ON ANY OTHER PROJECT OR LOCATIONS EXCEPT AS DESCRIBED ON THE DRAWINGS, WITHOUT WRITTEN AGREEMENT WITH THE ARCHITECT.

© HPI ARCHITECTURE 2022

SHEET TITLE

WING B - PARTIAL FLOOR PLAN - LEVEL 1 - B

SHEET NUMBER

FP2.13

CONSTRUCTION DOCUMENTS

3/1/2024 9:18:29 AM Autodesk Docs://Compton College Student Housing/Compton College Student Housing_MEP.rvt

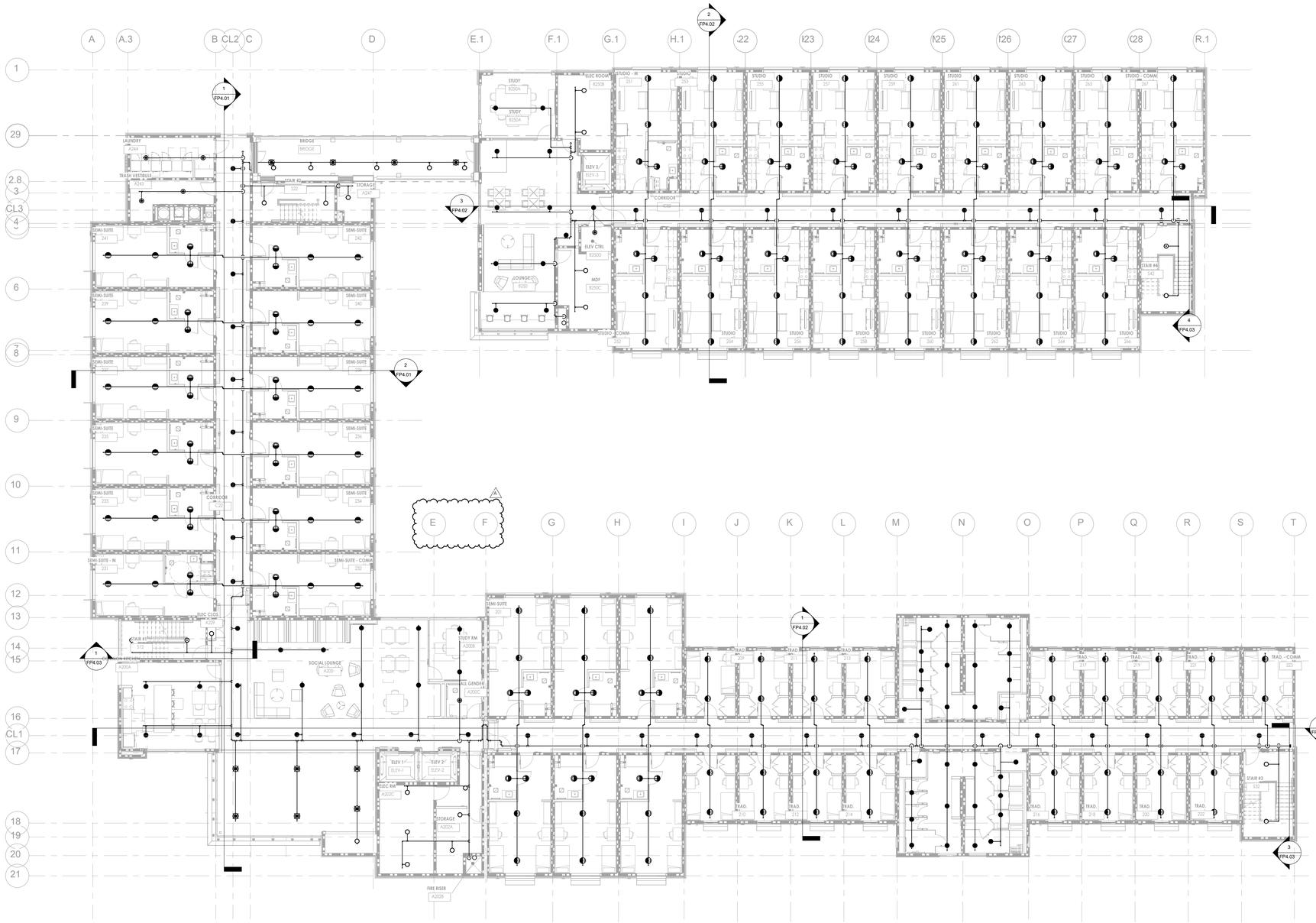

1 SECOND FLOOR PLAN - OVERALL

SCALE: 3/32" = 1'-0"

KEY PLAN

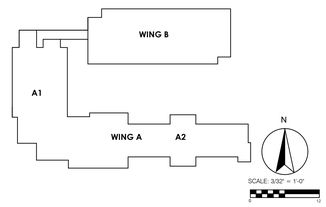

DSA STAMP

HPI architecture
www.hpiarchitecture.com
115 22nd street
Newport Beach, CA
92663
o: 949.675.6442

SEAL

LICENSED ARCHITECT
AMMAR NAJI SARSAM
C-30902
12/31/2025
RENEWAL DATE
STATE OF CALIFORNIA

A# 03-123205 INC: 02

CONSULTANTS

P2S ENG

Long Beach // Irvine // Los Angeles
San Diego // San Jose // Seattle

p2sinc.com

REGISTERED PROFESSIONAL ENGINEER
ANDRES JIMENEZ
No. M38818
MECHANICAL
STATE OF CALIFORNIA

PROJECT TITLE

COMPTON COLLEGE
STUDENT HOUSING

INCREMENT 2 OF 2 - BUILDING & ASSOCIATED SITE WORK

1111 E. ARTESIA BLVD., COMPTON, CA 90221

Compton College

ISSUED		
#	DATE	DESCRIPTION
A	03/01/2024	REVISION A

PROJECT IDENTIFICATION

THE DRAWINGS IN THE SHEET INDEX WERE ORIGINALLY CREATED IN AUTODESK REVIT V. 2018 UNLESS OTHERWISE NOTED.

THE ORIGINAL SIZE OF THIS SHEET IS 30" X 42".

THESE DRAWINGS AND SPECIFICATIONS ARE THE PROPERTY AND COPYRIGHT OF THE ARCHITECT AND SHALL NOT BE USED ON ANY OTHER PROJECT OR LOCATIONS EXCEPT AS DESCRIBED ON THE DRAWINGS, WITHOUT WRITTEN AGREEMENT WITH THE ARCHITECT.

© HPI ARCHITECTURE 2022

SHEET TITLE

SECOND FLOOR PLAN - OVERALL

SHEET NUMBER

FP2.20

CONSTRUCTION DOCUMENTS

12/22/2023 9:19:31 AM Autodesk Docs://Compton College Student Housing/Compton College Student Housing_MEP.rvt

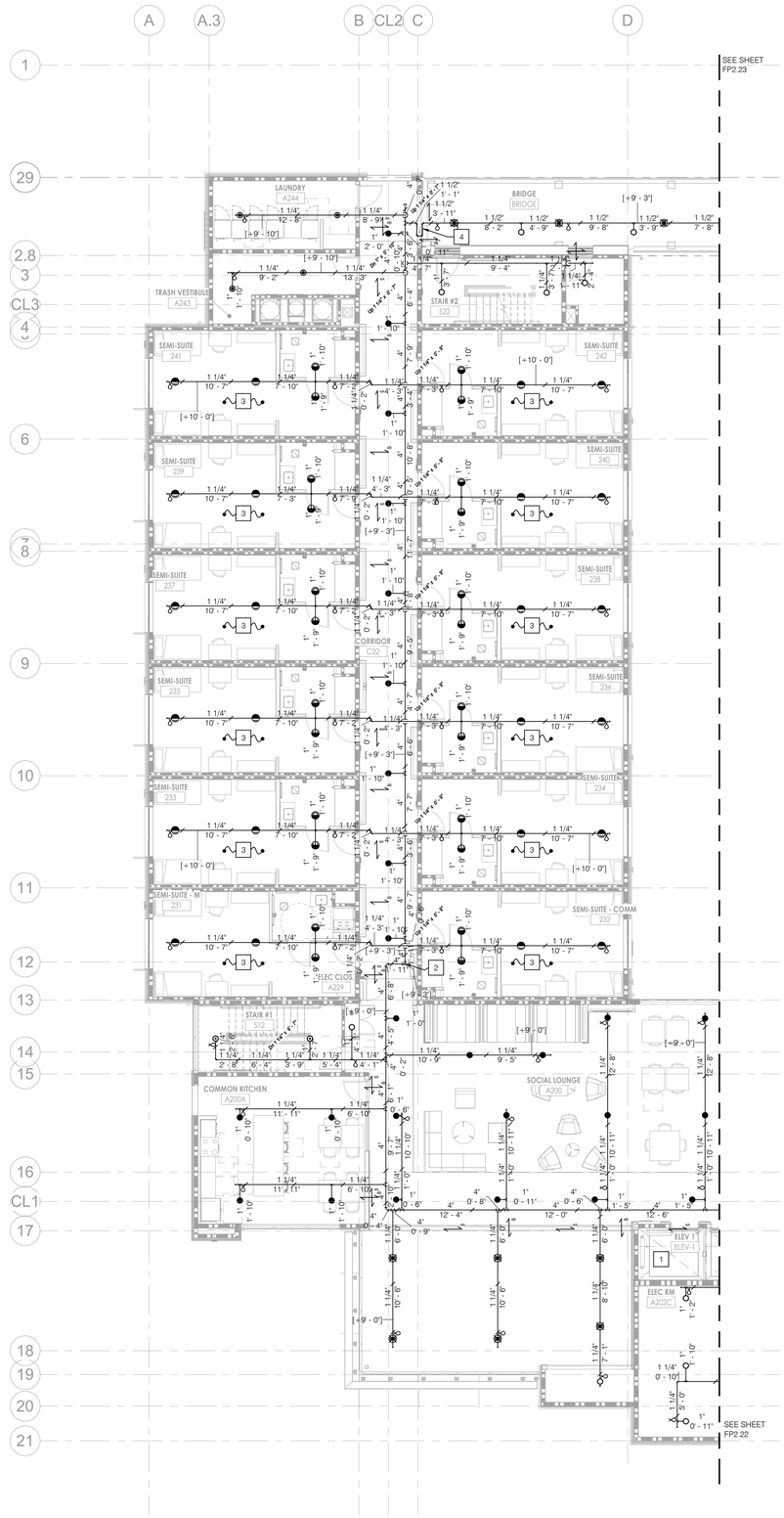

NOTES

1. SPRINKLERS OMITTED FROM NON-COMBUSTIBLE ELEVATOR SHAFTS WITH NO HYDRAULIC FLUIDS PER NFPA 13 SECTION 9.3.6.2 AND 9.3.6.3. ELEVATOR PIT IS IN COMPLIACE WITH ASME A17.1.1.
2. 4" FIRE SPRINKLER SYSTEM MAIN ELEVATION CHANGE. SWING JOINT LOCATION.
3. SPRINKLER BRANCHLINE MATERIAL WILL BE CPVC INSIDE OF THE MODULAR UNITS TO BE PROVIDED BY THE MODULAR UNIT MANUFACTURER.
4. 1 1/2"METRAFLEX FIRELOOP SEISMIC EXPANSION JOINT MLUGFM160150. SEE DETAIL 6/FP6.04.

	LATERAL BRACE	SEE DETAIL 1/FP6.03
	LONGITUDINAL BRACE	SEE DETAIL 2/FP6.03
	FOUR-WAY BRACE	SEE DETAIL 2/FP6.04
	WIRE, SURGE RESTRAINER	SEE DETAIL 5/FP6.02

SPRINKLER HEAD SCHEDULE AND LEGEND

SYMBOL	LOCATION	MANUFACTURER	SIN	K-FACTOR	SR/QR	TYPE	TEMP.	FINISH	THREAD SIZE	COMMENTS
○	EXPOSED AREAS	VIKING	VK3001	5.6	QR	SSU	200°	BRASS	1/2"	EXPOSED UPRIGHT SPRINKLER
◍	ACT AND GYP. CEILINGS	VIKING	VK4621	5.6	QR	SSP	155°	BRASS	1/2"	CONCEALED PENDENT WITH WHITE FLAT COVER PLATE
⊠	EXTERIOR CEILINGS	VIKING	VK3021	5.6	QR	SSP	200°	ENT	1/2"	SEMI-RECESSED PENDENT, WITH (ENT) COATING
⊙	ACT AND GYP. CEILINGS	VIKING	VK302	5.6	QR	SSP	155°	WHITE	1/2"	EXPOSED PENDENT SPRINKLER
◐	ACT AND GYP. CEILINGS	VIKING	VK468	4.9	QR	RESIDENTIAL PENDENT	155°	WHITE	1/2"	SEMI-RECESSED RESEIDENTIAL PENDENT

KEY PLAN

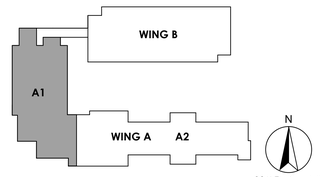

DSA STAMP

IDENTIFICATION STAMP
DIV. OF THE STATE ARCHITECT
APP: 03-123205 INC: 02
REVIEWED FOR
SS ☑ FLS ☑ ACS ☑
DATE: 02/01/2024

architecture
www.hpiarchitecture.com
115 22nd street
Newport Beach, CA
92663
o: 949.675.6442

SEAL

LICENSED ARCHITECT
AMMAR NAJI SARSAM
C-30902
12/31/2025
RENEWAL DATE
STATE OF CALIFORNIA

CONSULTANTS

P2S ENG
Long Beach // Irvine // Los Angeles
San Diego // San Jose // Seattle
p2sinc.com

STRUCTURAL PROFESSIONAL ENGINEER
AMMAR NAJI SARSAM
NO. M40808
MECHANICAL
STATE OF CALIFORNIA

PROJECT TITLE
COMPTON COLLEGE
STUDENT HOUSING
INCREMENT 2 OF 2 - BUILDING & ASSOCIATED SITE WORK
1111 E. ARTESIA BLVD., COMPTON, CA 90221

Compton College

ISSUED		
#	DATE	DESCRIPTION
	10/19/2023	DSA BACKCHECK SUBMITTAL

PROJECT IDENTIFICATION

THE DRAWINGS IN THE SHEET INDEX WERE ORIGINALLY CREATED IN AUTODESK REVIT V. 2018 UNLESS OTHERWISE NOTED.

THE ORIGINAL SIZE OF THIS SHEET IS 30" X 42".

THESE DRAWINGS AND SPECIFICATIONS ARE THE PROPERTY AND COPYRIGHT OF THE ARCHITECT AND SHALL NOT BE USED ON ANY OTHER PROJECT OR LOCATIONS EXCEPT AS DESCRIBED ON THE DRAWINGS, WITHOUT WRITTEN AGREEMENT WITH THE ARCHITECT.

© HPI ARCHITECTURE 2022

SHEET TITLE
WING A - PARTIAL FLOOR PLAN - LEVEL 2 - A1

SHEET NUMBER
FP2.21

CONSTRUCTION DOCUMENTS

3/1/2024 9:18:33 AM Autodesk Docs://Compton College Student Housing/Compton College Student Housing_MEP.rvt

NOTES

1. SPRINKLERS OMITTED FROM NON-COMBUSTIBLE ELEVATOR SHAFTS WITH NO HYDRAULIC FLUIDS PER NFPA 13 SECTION 9.3.6.2 AND 9.3.6.3. ELEVATOR PIT IS IN COMPLIACE WITH ASME A17.1.1.

4" FIRE SPRINKLER SYSTEM MAIN ELEVATION CHANGE. SWING JOINT LOCATION.

2. SPRINKLER BRANCHLINE MATERIAL WILL BE CPVC INSIDE OF THE MODULAR UNITS TO BE PROVIDED BY THE MODULAR UNIT MANUFACTURER.

3. 4" METRAFLEX FIRELOOP SEISMIC EXPANSION JOINT MLVGFM160400. SEE DETAIL 5/FP6.04.

6" RISER SERVING LEVEL 2 FROM BELOW.

4. 6" RISER SERVING LEVEL 3.

5. WALLS IN SPACE ARE UP TO CEILING.

6.

7.

	LATERAL BRACE	SEE DETAIL 1/FP6.03
	LONGITUDINAL BRACE	SEE DETAIL 2/FP6.03
	FOUR-WAY BRACE	SEE DETAIL 2/FP6.04
	WIRE, SURGE RESTRAINER	SEE DETAIL 5/FP6.02

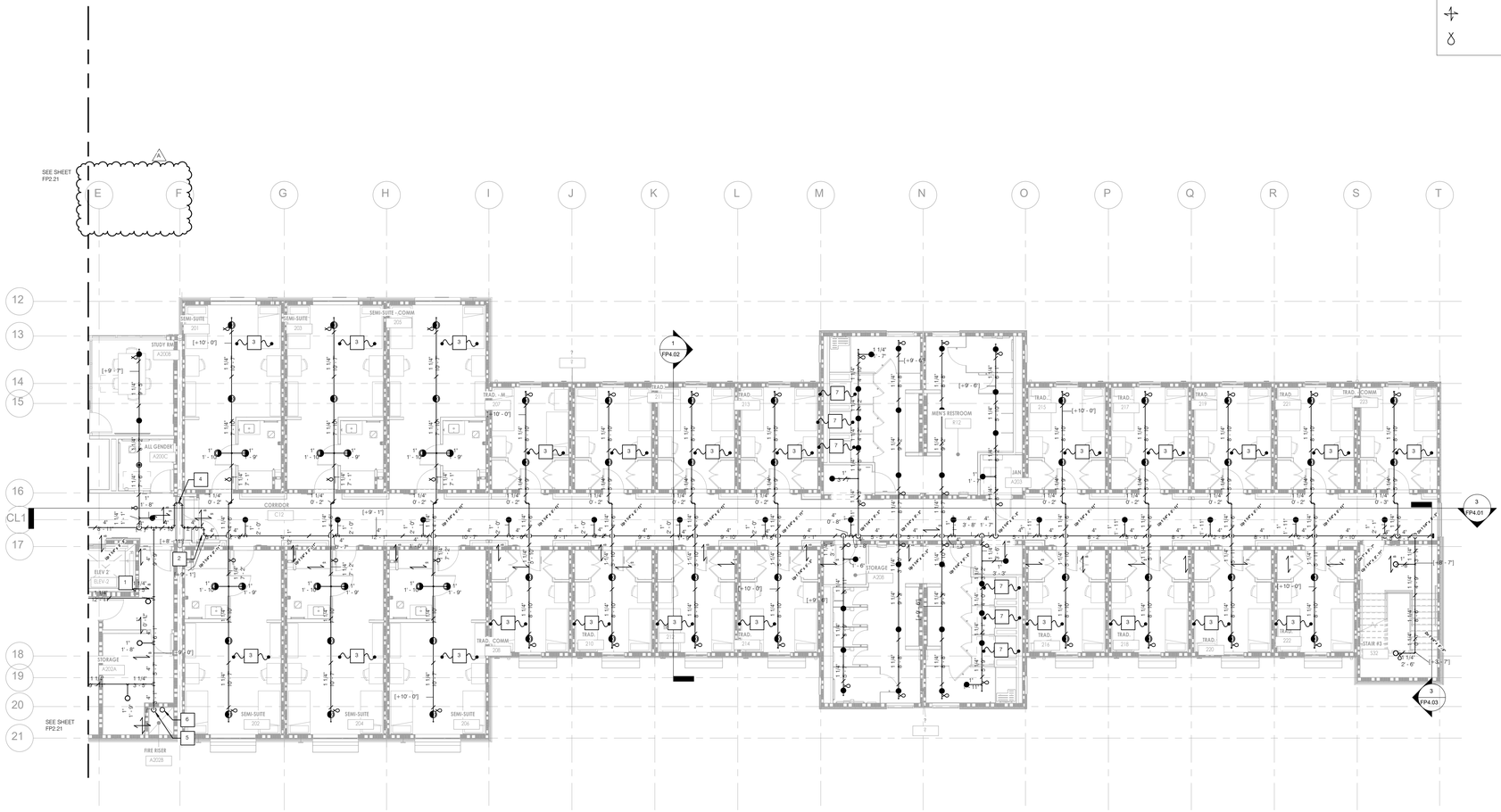

SPRINKLER HEAD SCHEDULE AND LEGEND

SYMBOL	LOCATION	MANUFACTURER	SIN	K-FACTOR	SR/QR	TYPE	TEMP.	FINISH	THREAD SIZE	COMMENTS
○	EXPOSED AREAS	VIKING	VK3001	5.6	QR	SSU	200°	BRASS	1/2"	EXPOSED UPRIGHT SPRINKLER
●	ACT AND GYP. CEILINGS	VIKING	VK4621	5.6	QR	SSP	155°	BRASS	1/2"	CONCEALED PENDENT WITH WHITE FLAT COVER PLATE
⊠	EXTERIOR CEILINGS	VIKING	VK3021	5.6	QR	SSP	200°	ENT	1/2"	SEMI-RECESSED PENDENT, WITH (ENT) COATING
⊙	ACT AND GYP. CEILINGS	VIKING	VK302	5.6	QR	SSP	155°	WHITE	1/2"	EXPOSED PENDENT SPRINKLER
◐	ACT AND GYP. CEILINGS	VIKING	VK468	4.9	QR	RESIDENTIAL PENDENT	155°	WHITE	1/2"	SEMI-RECESSED RESEIDENTIAL PENDENT

KEY PLAN

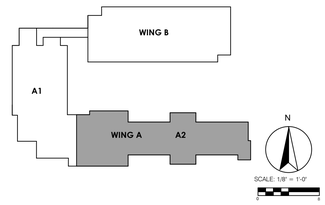

DSA STAMP

hpi architecture
www.hpiarchitecture.com
115 22nd street
Newport Beach, CA
92663
o: 949.675.6442

SEAL

LICENSED ARCHITECT
AMMAR NAJI SARSAM
C-30902
12/31/2025
RENEWAL DATE
STATE OF CALIFORNIA

A# 03-123205 INC: 02

CONSULTANTS

P2S ENG
Long Beach // Irvine // Los Angeles
San Diego // San Jose // Seattle
p2sinc.com

PROJECT TITLE
COMPTON COLLEGE
STUDENT HOUSING

INCREMENT 2 OF 2 - BUILDING & ASSOCIATED SITE WORK

1111 E. ARTESIA BLVD., COMPTON, CA 90221

Compton College

ISSUED

#	DATE	DESCRIPTION
A	03/01/2024	REVISION A

PROJECT IDENTIFICATION

THE DRAWINGS IN THE SHEET INDEX WERE ORIGINALLY CREATED IN AUTODESK REVIT V. 2018 UNLESS OTHERWISE NOTED.

THE ORIGINAL SIZE OF THIS SHEET IS 30" X 42".

THESE DRAWINGS AND SPECIFICATIONS ARE THE PROPERTY AND COPYRIGHT OF HPI ARCHITECTURE AND SHALL NOT BE USED ON ANY OTHER PROJECT OR LOCATION EXCEPT AS DESCRIBED ON THE DRAWINGS, WITHOUT WRITTEN AGREEMENT WITH THE ARCHITECT.

© HPI ARCHITECTURE 2022

SHEET TITLE
WING A - PARTIAL FLOOR PLAN - LEVEL 2 - A2

SHEET NUMBER
FP2.22

CONSTRUCTION DOCUMENTS

12/22/2023 9:19:39 AM Autodesk Docs://Compton College Student Housing/Compton College Student Housing_MEP.rvt

NOTES

1. 2" RISE NIPPLE.
2. SPRINKLERS OMITTED FROM NON-COMBUSTIBLE ELEVATOR SHAFTS WITH NO HYDRAULIC FLUIDS PER NFPA 13 SECTION 9.3.6.2 AND 9.3.6.3. ELEVATOR PIT IS IN COMPLIACE WITH ASME A17.1.1.
3. SPRINKLER BRANCHLINE MATERIAL WILL BE CPVC INSIDE OF THE MODULAR UNITS TO BE PROVIDED BY THE MODULAR UNIT MANUFACTURER.
4. 6" RISER SERVING LEVEL 2 FROM BELOW.
5. 6" RISER TO LEVEL 3.

	LATERAL BRACE	SEE DETAIL 1/FP6.03
	LONGITUDINAL BRACE	SEE DETAIL 2/FP6.03
	FOUR-WAY BRACE	SEE DETAIL 2/FP6.04
	WIRE, SURGE RESTRAINER	SEE DETAIL 5/FP6.02

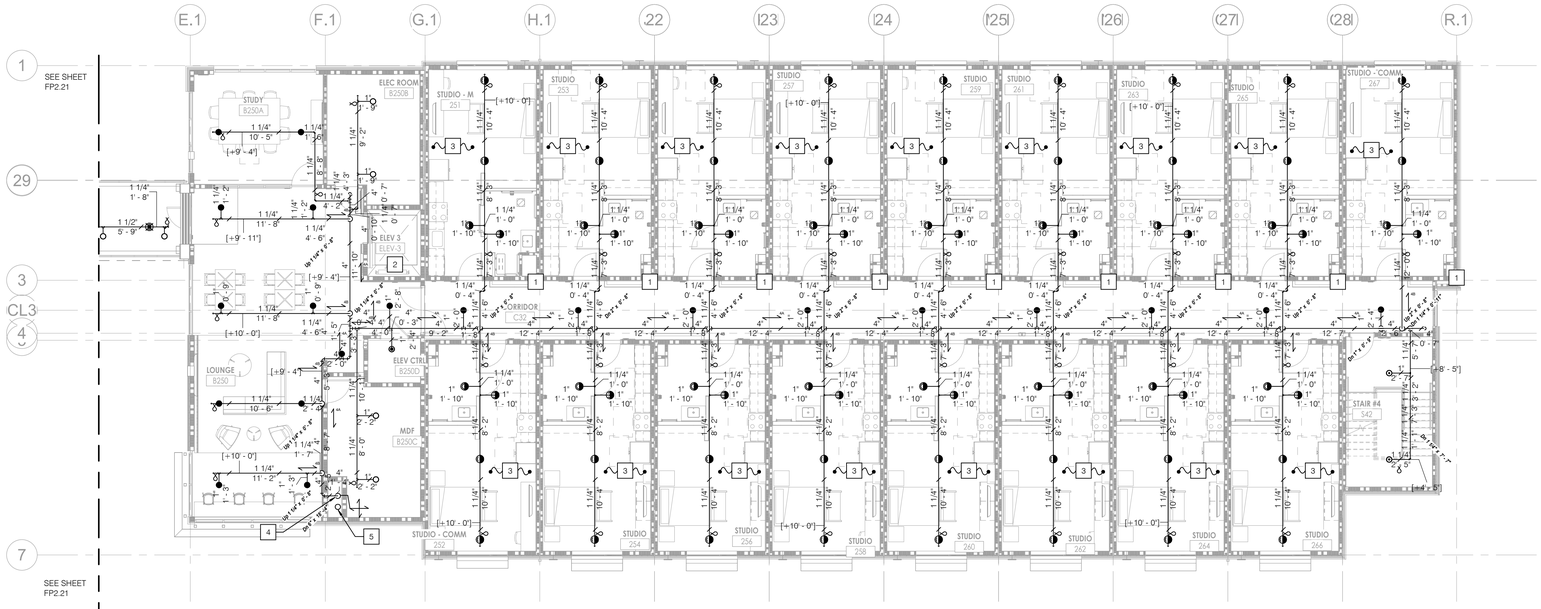

SPRINKLER HEAD SCHEDULE AND LEGEND

SYMBOL	LOCATION	MANUFACTURER	SIN	K-FACTOR	SR/QR	TYPE	TEMP.	FINISH	THREAD SIZE	COMMENTS
○	EXPOSED AREAS	VIKING	VK3001	5.6	QR	SSU	200°	BRASS	1/2"	EXPOSED UPRIGHT SPRINKLER
◉	ACT AND GYP. CEILINGS	VIKING	VK4621	5.6	QR	SSP	155°	BRASS	1/2"	CONCEALED PENDENT WITH WHITE FLAT COVER PLATE
⊠	EXTERIOR CEILINGS	VIKING	VK3021	5.6	QR	SSP	200°	ENT	1/2"	SEMI-RECESSED PENDENT, WITH (ENT) COATING
⊙	ACT AND GYP. CEILINGS	VIKING	VK302	5.6	QR	SSP	155°	WHITE	1/2"	EXPOSED PENDENT SPRINKLER
◐	ACT AND GYP. CEILINGS	VIKING	VK468	4.9	QR	RESIDENTIAL PENDENT	155°	WHITE	1/2"	SEMI-RECESSED RESEIDENTIAL PENDENT

KEY PLAN

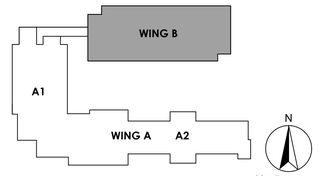

DSA STAMP

IDENTIFICATION STAMP
DIV. OF THE STATE ARCHITECT
APP: 03-123205 INC: 02
REVIEWED FOR
SS ☑ FLS ☑ ACS ☑
DATE: 02/01/2024

hpi architecture
www.hpiarchitecture.com
115 22nd street
Newport Beach, CA
92663
o: 949.675.6442

SEAL

LICENSED ARCHITECT
AMMAR NAJI SARSAM
C-30902
12/31/2025
RENEWAL DATE
STATE OF CALIFORNIA

CONSULTANTS

P2S ENG
Long Beach // Irvine // Los Angeles
San Diego // San Jose // Seattle
p2sinc.com

STRUCTURAL PROFESSIONAL ENGINEER
No. M43828
STATE OF CALIFORNIA

PROJECT TITLE
COMPTON COLLEGE
STUDENT HOUSING
INCREMENT 2 OF 2 - BUILDING & ASSOCIATED SITE WORK
1111 E. ARTESIA BLVD., COMPTON, CA 90221

Compton College

ISSUED

#	DATE	DESCRIPTION
	10/19/2023	DSA BACKCHECK SUBMITTAL

PROJECT IDENTIFICATION

THE DRAWINGS IN THE SHEET INDEX WERE ORIGINALLY CREATED IN AUTODESK REVIT V. 2018 UNLESS OTHERWISE NOTED.

THE ORIGINAL SIZE OF THIS SHEET IS 30" X 42".

THESE DRAWINGS AND SPECIFICATIONS ARE THE PROPERTY AND COPYRIGHT OF THE ARCHITECT AND SHALL NOT BE USED ON ANY OTHER PROJECT OR LOCATIONS EXCEPT AS DESCRIBED ON THE DRAWINGS, WITHOUT WRITTEN AGREEMENT WITH THE ARCHITECT.

© HPI ARCHITECTURE 2022

SHEET TITLE
WING B - PARTIAL FLOOR PLAN - LEVEL 2 - B

SHEET NUMBER
FP2.23

CONSTRUCTION DOCUMENTS

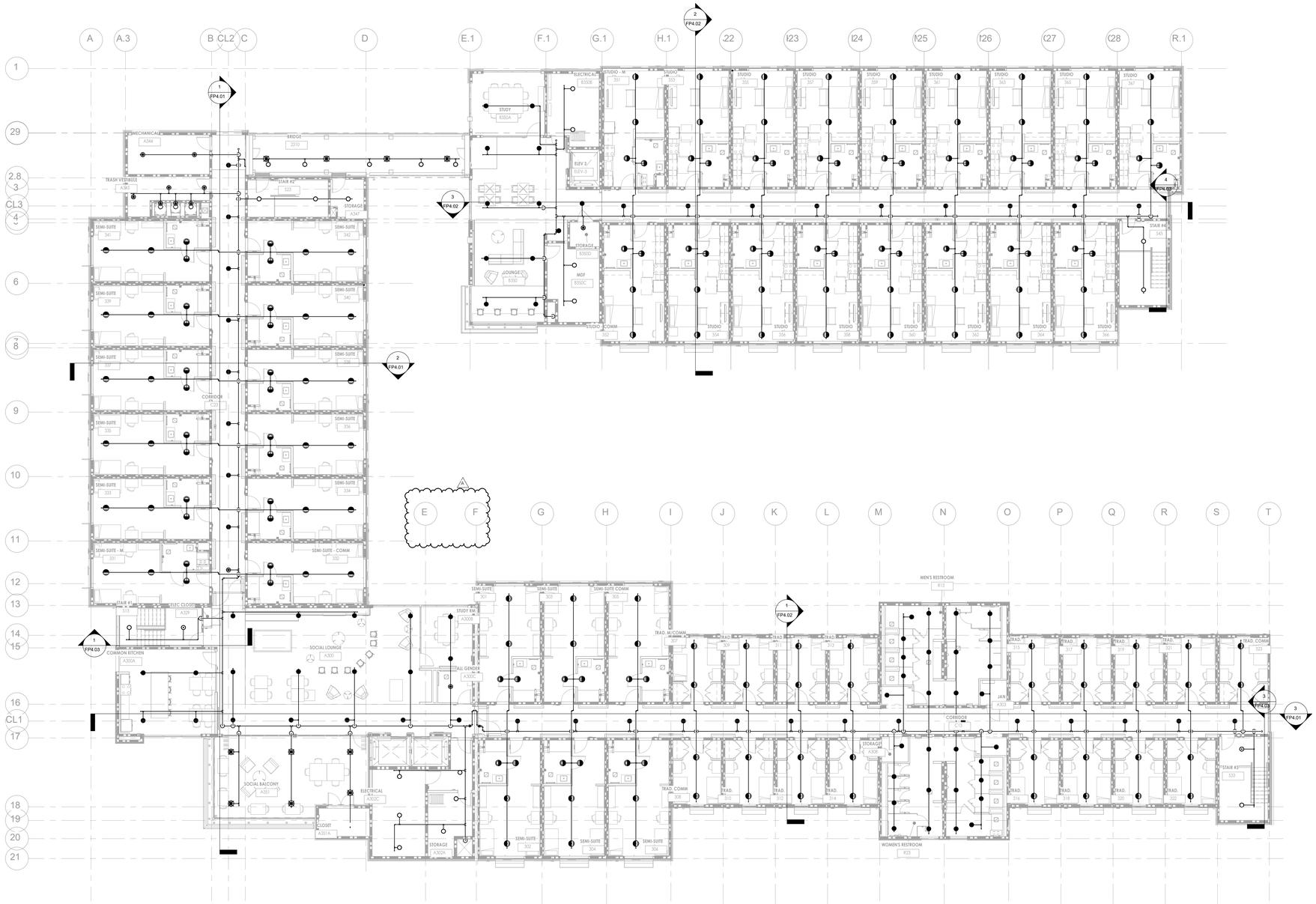

1 THIRD FLOOR PLAN - OVERALL

SCALE: 3/32" = 1'-0"

KEY PLAN

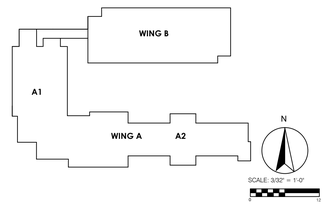

3/1/2024 9:18:38 AM Autodesk Docs://Compton College Student Housing/Compton College Student Housing_MEP.rvt

DSA STAMP

architecture
www.hpiarchitecture.com
115 22nd street
Newport Beach, CA
92663
o: 949.675.6442

SEAL

LICENSED ARCHITECT
AMMAR NAJI SARSAM
C-30902
12/31/2025
RENEWAL DATE
STATE OF CALIFORNIA

A# 03-123205 INC: 02

CONSULTANTS

P2S ENG
Long Beach // Irvine // Los Angeles
San Diego // San Jose // Seattle
p2sinc.com

PROJECT TITLE
COMPTON COLLEGE
STUDENT HOUSING

INCREMENT 2 OF 2 - BUILDING & ASSOCIATED SITE WORK

1111 E. ARTESIA BLVD., COMPTON, CA 90221

Compton College

ISSUED		
#	DATE	DESCRIPTION
A	03/01/2024	REVISION A

PROJECT IDENTIFICATION

THE DRAWINGS IN THE SHEET INDEX WERE ORIGINALLY CREATED IN AUTODESK REVIT © 2018 UNLESS OTHERWISE NOTED.

THE ORIGINAL SIZE OF THIS SHEET IS 30" X 42".

THESE DRAWINGS AND SPECIFICATIONS ARE THE PROPERTY AND COPYRIGHT OF THE ARCHITECT AND SHALL NOT BE USED ON ANY OTHER PROJECT OR LOCATIONS EXCEPT AS DESCRIBED ON THE DRAWINGS, WITHOUT WRITTEN AGREEMENT WITH THE ARCHITECT.

© HPI ARCHITECTURE 2022

SHEET TITLE
THIRD FLOOR PLAN - OVERALL

SHEET NUMBER
FP2.30

CONSTRUCTION DOCUMENTS

12/22/2023 9:19:48 AM Autodesk Docs://Compton College Student Housing/Compton College Student Housing_MEP.rvt

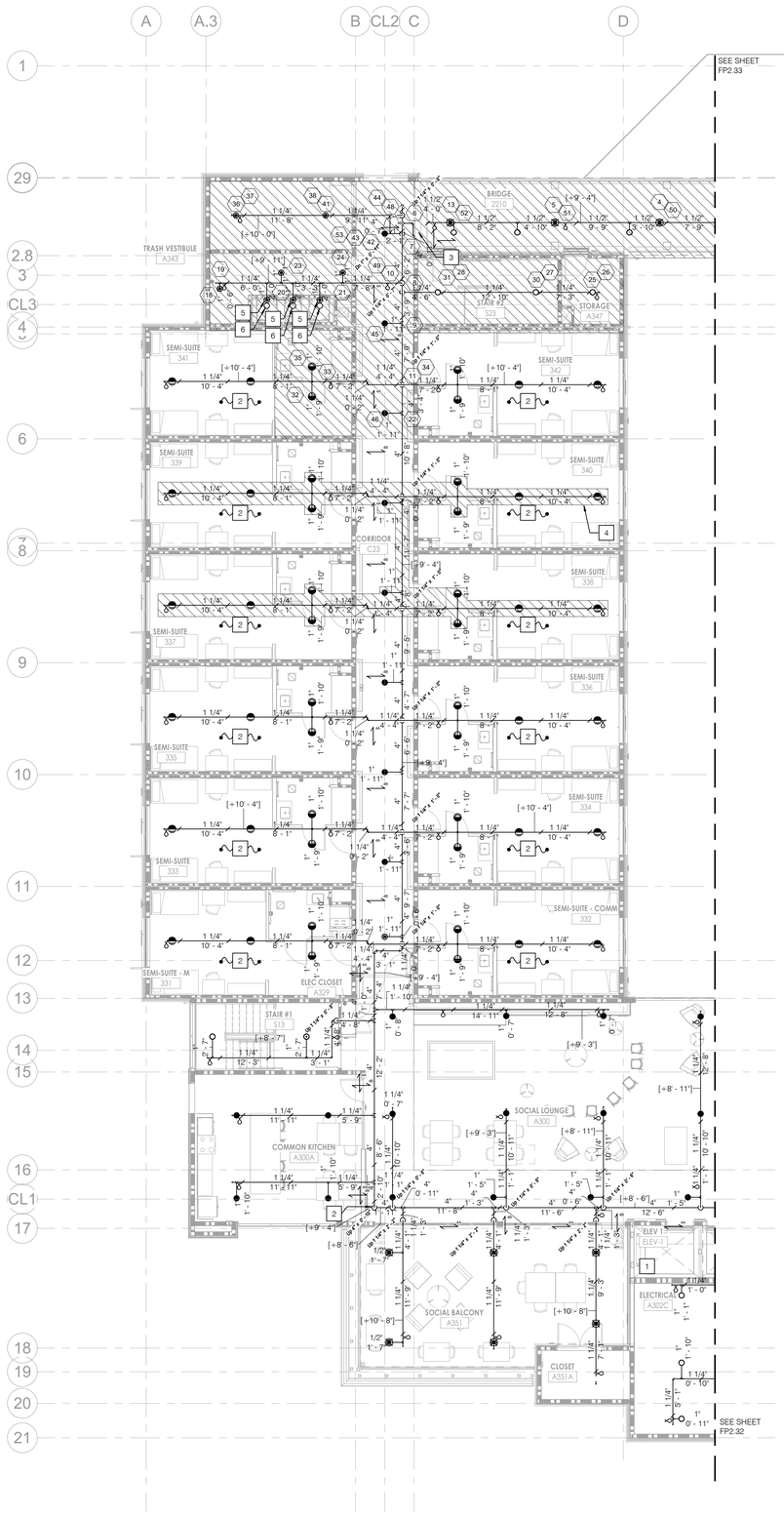

FIRE PROTECTION SYSTEM DEMAND
DESIGNED AND INSTALLED TO NFPA 13, 2022 EDITION

REMOTE AREA NUMBER:	1A
LOCATION:	TRASH ,BRIDGE , SUITE,
OCCUPANCY CLASSIFICATION:	LIGHT HAZARD ORDINARY HAZARD 1
MAX ALLOWED STORAGE HEIGHT:	8 FT.
DENSITY:	0.10 / 0.15 GPM/SQFT
AREA OF APPLICATION:	1629.18 SQFT
NO. OF SPRINKLERS CALCULATED:	17
MIN OP. PRESSURE OF SPRINKLER:	7 PSI
K-FACTOR:	4.9 / 5.6
SIN:	VK468/ VK302,VK3021
RESPONSE TYPE:	QR
ORIENTATION:	SSU/SSP
ORIFICE:	1/2"
TEMPERATURE:	155/ 200 DEG
REQ. FLOW OF REMOTE HEAD:	15.0 GPM
REQ. PRESS. OF REMOTE HEAD:	7.661 PSI
MAX. CALCULATED HEAD AREA:	180 SQ FT
OUTSIDE HOSE STREAMS:	250 GPM
FLOW REQUIRED AT BASE OF RISER : @ A REQUIRED SYSTEM PRESSURE OF:	308.58 GPM 37.02 PSI
FLOW REQUIRED AT SOURCE (PLUS HOSE STREAM): @ A REQUIRED SYSTEM PRESSURE OF:	558.58 GPM 39.77 PSI

NOTES

1. SPRINKLERS OMITTED FROM NON-COMBUSTIBLE ELEVATOR SHAFTS WITH NO HYDRAULIC FLUIDS PER NFPA 13 SECTION 9.3.6.2 AND 9.3.6.3. ELEVATOR PIT IS IN COMPLIACE WITH ASME A17.1.1.
2. SPRINKLER BRANCHLINE MATERIAL WILL BE CPVC INSIDE OF THE MODULAR UNITS TO BE PROVIDED BY THE MODULAR UNIT MANUFACTURER.
3. 1.1/2"METRAFLEX FIRELOOP SEISMIC EXPANSION JOINT MLUGFM160150. SEE DETAIL 6/FP6.04.
4. ZONE OF INFLUENCE FOR 4' LATERAL BRACE TO WOOD. SEE SHEET FP5.01 FOR LATERAL AND LONGITUDINAL ZONE OF INFLUENCE CALCULATIONS.
5. SPRINKLERS IN RECESSED SERVICE OPENING OF WASTE CHUTE. SEE TRASH DRAWING DETAIL 7/TR2.0 FOR ADDITIONAL INFO.
6. INSTALL UPRIGHT SPRINKLERS AT TOP OF CHUTES WITHIN 12" OF VENT CAP. RUN VERTICAL PIPING THROUGH SHAFT SPACE.

1	LATERAL BRACE	SEE DETAIL 1/FP6.03
2	LONGITUDINAL BRACE	SEE DETAIL 2/FP6.03
3	FOUR-WAY BRACE	SEE DETAIL 2/FP6.04
4	WIRE, SURGE RESTRAINER	SEE DETAIL 5/FP6.02

SPRINKLER HEAD SCHEDULE AND LEGEND

SYMBOL	LOCATION	MANUFACTURER	SIN	K-FACTOR	SR/QR	TYPE	TEMP.	FINISH	THREAD SIZE	COMMENTS
○	EXPOSED AREAS	VIKING	VK3001	5.6	QR	SSU	200°	BRASS	1/2"	EXPOSED UPRIGHT SPRINKLER
●	ACT AND GYP. CEILINGS	VIKING	VK4621	5.6	QR	SSP	155°	BRASS	1/2"	CONCEALED PENDENT WITH WHITE FLAT COVER PLATE
⊠	EXTERIOR CEILINGS	VIKING	VK3021	5.6	QR	SSP	200°	ENT	1/2"	SEMI-RECESSED PENDENT, WITH (ENT) COATING
⊙	ACT AND GYP. CEILINGS	VIKING	VK302	5.6	QR	SSP	155°	WHITE	1/2"	EXPOSED PENDENT SPRINKLER
◐	ACT AND GYP. CEILINGS	VIKING	VK468	4.9	QR	RESIDENTIAL PENDENT	155°	WHITE	1/2"	SEMI-RECESSED RESEIDENTIAL PENDENT

KEY PLAN

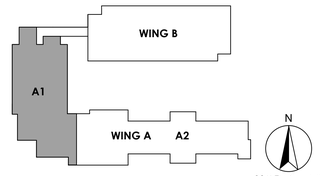

DSA STAMP

IDENTIFICATION STAMP
DIV. OF THE STATE ARCHITECT
APP: 03-123205 INC: 02
REVIEWED FOR
SS ☑ FLS ☑ ACS ☑
DATE: 02/01/2024

HPI architecture
www.hpiarchitecture.com
115 22nd street
Newport Beach, CA
92663
o: 949.675.6442

SEAL

LICENSED ARCHITECT
AMMAR NAJI SARSAM
C-30902
12/31/2025
RENEWAL DATE
STATE OF CALIFORNIA

CONSULTANTS

P2S ENG
Long Beach // Irvine // Los Angeles
San Diego // San Jose // Seattle
p2sinc.com

STRUCTURAL PROFESSIONAL OF RECORD
MEHRDAD ESMAILZADEH
NO. M43828
MECHANICAL
STATE OF CALIFORNIA

PROJECT TITLE
COMPTON COLLEGE
STUDENT HOUSING
INCREMENT 2 OF 2 - BUILDING & ASSOCIATED SITE WORK
1111 E. ARTESIA BLVD., COMPTON, CA 90221

Compton College

ISSUED

#	DATE	DESCRIPTION
	10/19/2023	DSA BACKCHECK SUBMITTAL

PROJECT IDENTIFICATION

THE DRAWINGS IN THE SHEET INDEX WERE ORIGINALLY CREATED IN AUTODESK REVIT V. 2018 UNLESS OTHERWISE NOTED.

THE ORIGINAL SIZE OF THIS SHEET IS 30" X 42".

THESE DRAWINGS AND SPECIFICATIONS ARE THE PROPERTY AND COPYRIGHT OF THE ARCHITECT AND SHALL NOT BE USED ON ANY OTHER PROJECT OR LOCATIONS EXCEPT AS DESCRIBED ON THE DRAWINGS, WITHOUT WRITTEN AGREEMENT WITH THE ARCHITECT.

© HPI ARCHITECTURE 2022

SHEET TITLE
WING A - PARTIAL FLOOR PLAN - LEVEL 3 - A1

SHEET NUMBER
FP2.31

CONSTRUCTION DOCUMENTS

3/1/2024 9:18:42 AM Autodesk Docs://Compton College Student Housing/Compton College Student Housing_MEP.rvt

NOTES

1. SPRINKLERS OMITTED FROM NON-COMBUSTIBLE ELEVATOR SHAFTS WITH NO HYDRAULIC FLUIDS PER NFPA 13 SECTION 9.3.6.2 AND 9.3.6.3. ELEVATOR PIT IS IN COMPLIACE WITH ASME A17.1.1.
2. 4" FIRE SPRINKLER SYSTEM MAIN ELEVATION CHANGE. SWING JOINT LOCATION.
3. SPRINKLER BRANCHLINE MATERIAL WILL BE CPVC INSIDE OF THE MODULAR UNITS TO BE PROVIDED BY THE MODULAR UNIT MANUFACTURER.
4. 4" METRAFLEX FIRELOOP SEISMIC EXPANSION JOINT MLVGFM1604SI. SEE DETAIL 5/FP6.04.
5. WALLS ARE UP TO THE CEILING.
6. 6" RISER SERVING LEVEL 3 FROM BELOW.
7. WALLS IN SPACE ARE UP TO THE CEILING.

	LATERAL BRACE	SEE DETAIL 1/FP6.03
	LONGITUDINAL BRACE	SEE DETAIL 2/FP6.03
	FOUR-WAY BRACE	SEE DETAIL 2/FP6.04
	WIRE, SURGE RESTRAINER	SEE DETAIL 5/FP6.02

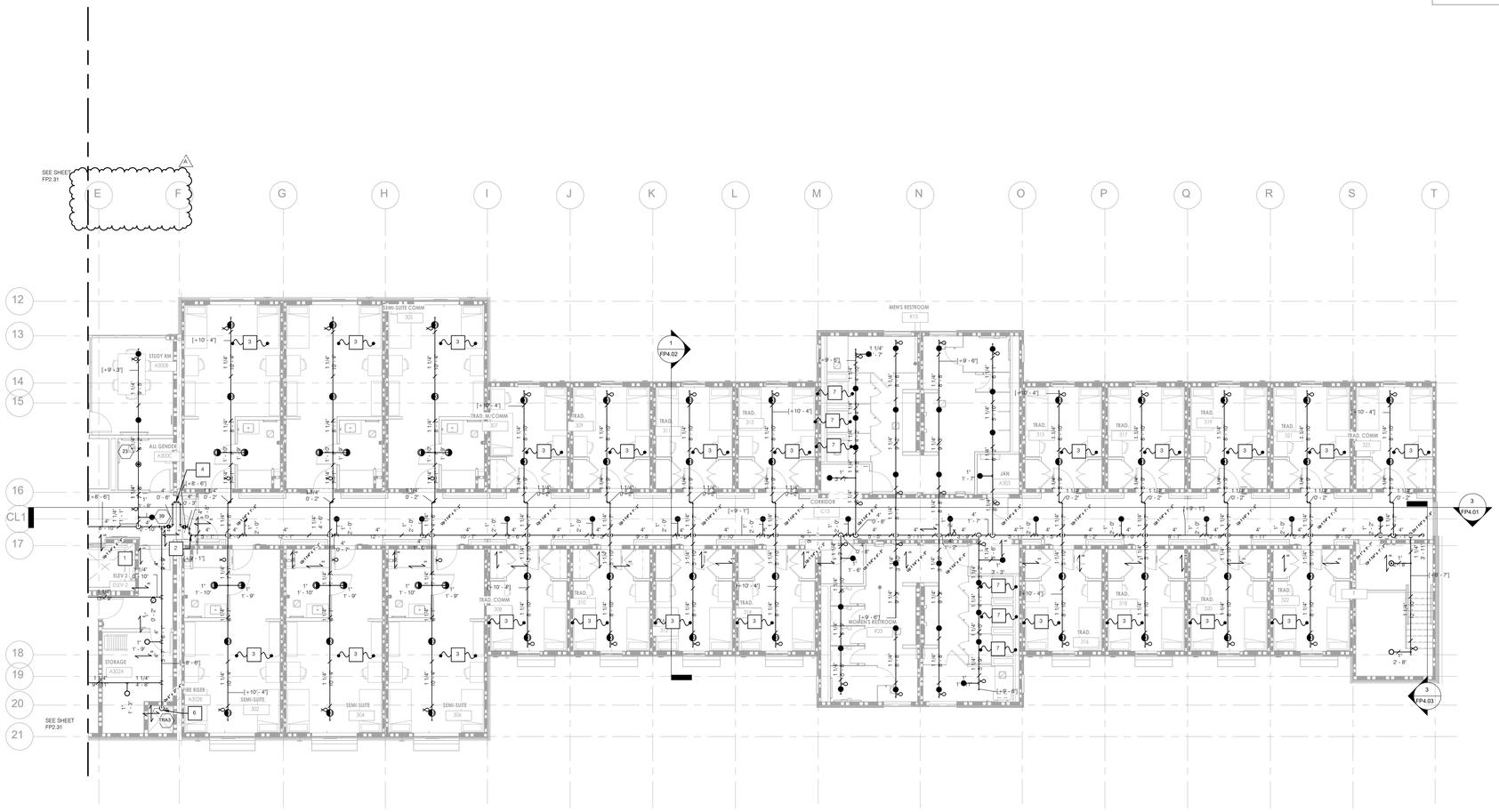

SPRINKLER HEAD SCHEDULE AND LEGEND

SYMBOL	LOCATION	MANUFACTURER	SIN	K-FACTOR	SR/QR	TYPE	TEMP.	FINISH	THREAD SIZE	COMMENTS
○	EXPOSED AREAS	VIKING	VK3001	5.6	QR	SSU	200°	BRASS	1/2"	EXPOSED UPRIGHT SPRINKLER
●	ACT AND GYP. CEILINGS	VIKING	VK4621	5.6	QR	SSP	155°	BRASS	1/2"	CONCEALED PENDENT WITH WHITE FLAT COVER PLATE
⊠	EXTERIOR CEILINGS	VIKING	VK3021	5.6	QR	SSP	200°	ENT	1/2"	SEMI-RECESSED PENDENT, WITH (ENT) COATING
⊙	ACT AND GYP. CEILINGS	VIKING	VK302	5.6	QR	SSP	155°	WHITE	1/2"	EXPOSED PENDENT SPRINKLER
◐	ACT AND GYP. CEILINGS	VIKING	VK468	4.9	QR	RESIDENTIAL PENDENT	155°	WHITE	1/2"	SEMI-RECESSED RESEIDENTIAL PENDENT

KEY PLAN

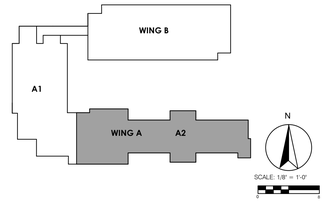

DSA STAMP

architecture
www.hpiarchitecture.com
115 22nd street
Newport Beach, CA
92663
o: 949.675.6442

SEAL

LICENSED ARCHITECT
AMMAR NAJI SARSAM
C-30902
12/31/2025
RENEWAL DATE
STATE OF CALIFORNIA

A# 03-123205 INC: 02

CONSULTANTS

P2S ENG
Long Beach // Irvine // Los Angeles
San Diego // San Jose // Seattle
p2sinc.com

REGISTERED PROFESSIONAL ENGINEER
Ayaz Ahmad
MECHANICAL
STATE OF CALIFORNIA

PROJECT TITLE
COMPTON COLLEGE
STUDENT HOUSING

INCREMENT 2 OF 2 - BUILDING & ASSOCIATED SITE WORK

1111 E. ARTESIA BLVD., COMPTON, CA 90221

Compton College

ISSUED		
#	DATE	DESCRIPTION
A	03/01/2024	REVISION A

PROJECT IDENTIFICATION

THE DRAWINGS IN THE SHEET INDEX WERE ORIGINALLY CREATED IN AUTODESK REVIT 'r' 2018 UNLESS OTHERWISE NOTED.

THE ORIGINAL SIZE OF THIS SHEET IS 30" X 42".

THESE DRAWINGS AND SPECIFICATIONS ARE THE PROPERTY AND COPYRIGHT OF THE ARCHITECT AND SHALL NOT BE USED ON ANY OTHER PROJECT OR LOCATIONS EXCEPT AS DESCRIBED ON THE DRAWINGS, WITHOUT WRITTEN AGREEMENT WITH THE ARCHITECT.

© HPI ARCHITECTURE 2022

SHEET TITLE
WING A - PARTIAL FLOOR PLAN - LEVEL 3 - A2

SHEET NUMBER
FP2.32

CONSTRUCTION DOCUMENTS

12/22/2023 9:19:56 AM Autodesk Docs://Compton College Student Housing/Compton College Student Housing_MEP.rvt

NOTES

1. 2 " RISE NIPPLE.
2. SPRINKLERS OMITTED FROM NON-COMBUSTIBLE ELEVATOR SHAFTS WITH NO HYDRAULIC FLUIDS PER NFPA 13 SECTION 9.3.6.2 AND 9.3.6.3. ELEVATOR PIT IS IN COMPLIACE WITH ASME A17.1.1.
3. SPRINKLER BRANCHLINE MATERIAL WILL BE CPVC INSIDE OF THE MODULAR UNITS TO BE PROVIDED BY THE MODULAR UNIT MANUFACTURER.
4. 6" RISER SERVING LEVEL 3 FROM BELOW.

	LATERAL BRACE	SEE DETAIL 1/FP6.03
	LONGITUDINAL BRACE	SEE DETAIL 2/FP6.03
	FOUR-WAY BRACE	SEE DETAIL 2/FP6.04
	WIRE, SURGE RESTRAINER	SEE DETAIL 5/FP6.02

FIRE PROTECTION SYSTEM DEMAND
DESIGNED AND INSTALLED TO NFPA 13, 2022 EDITION

REMOTE AREA NUMBER:	1B
LOCATION:	STUDIO, STAIRS
OCCUPANCY CLASSIFICATION:	LIGHT HAZARD
MAX ALLOWED STORAGE HEIGHT:	8 FT.
DENSITY:	0.10 GPM/SQFT
AREA OF APPLICATION:	1632.61 SQFT
NO. OF SPRINKLERS CALCULATED:	16
MIN OP. PRESSURE OF SPRINKLER:	7 PSI
K-FACTOR:	4.9/5.6
SIN:	VK468/ VK3001, VK302
RESPONSE TYPE:	QR
ORIENTATION:	SSU/SSP
ORIFICE:	1/2"
TEMPERATURE:	155/ 200 DEG
REQ. FLOW OF REMOTE HEAD:	16.0 GPM
REQ. PRESS. OF REMOTE HEAD:	10.66 PSI
MAX. CALCULATED HEAD AREA:	160 SQ FT
OUTSIDE HOSE STREAMS:	250 GPM
FLOW REQUIRED AT BASE OF RISER: @ A REQUIRED SYSTEM PRESSURE OF:	299.13 GPM 39.61 PSI
FLOW REQUIRED AT SOURCE (PLUS HOSE STREAM): @ A REQUIRED SYSTEM PRESSURE OF:	549.13 GPM 42.58 PSI

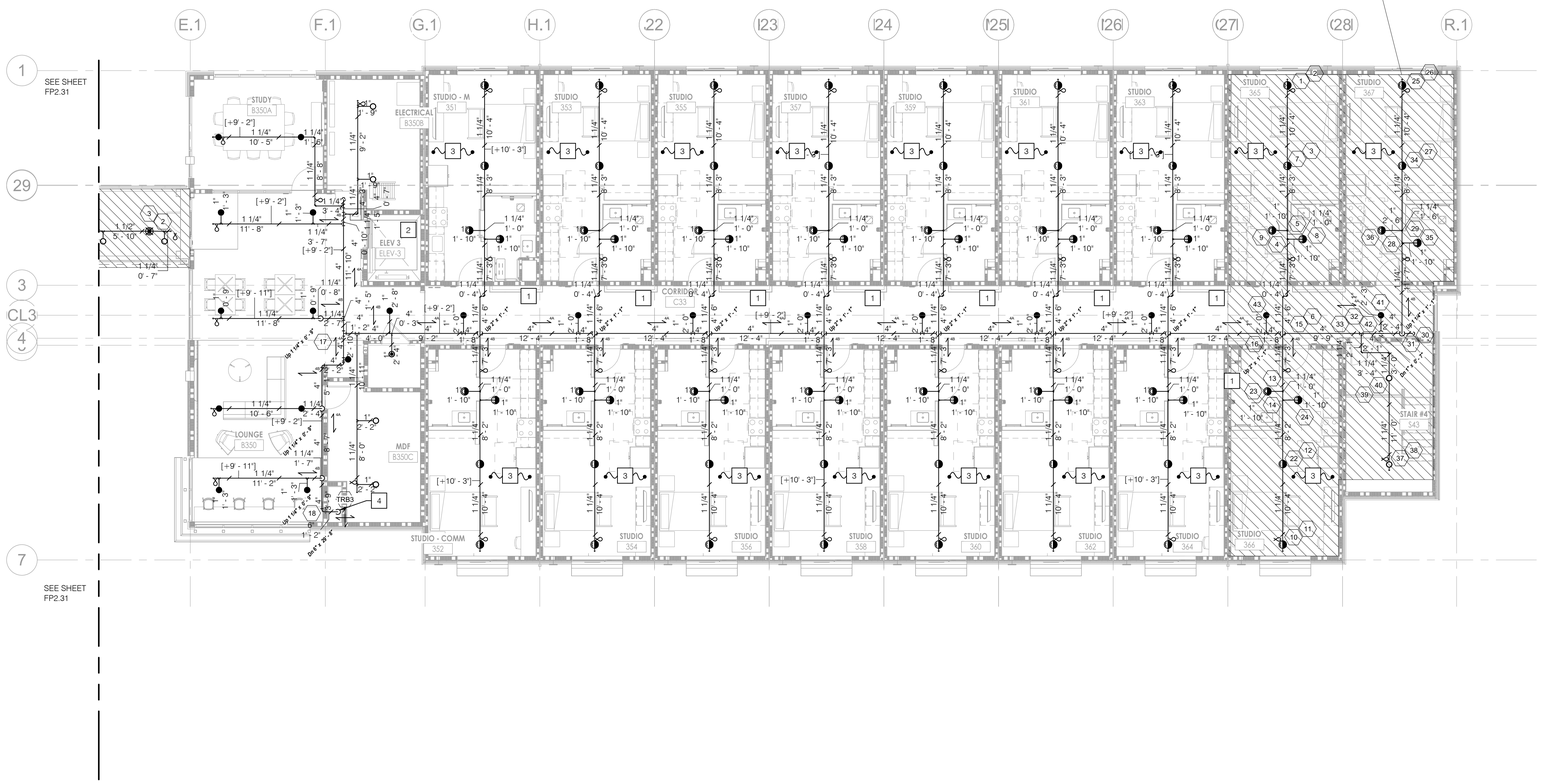

SPRINKLER HEAD SCHEDULE AND LEGEND

SYMBOL	LOCATION	MANUFACTURER	SIN	K-FACTOR	SR/QR	TYPE	TEMP.	FINISH	THREAD SIZE	COMMENTS
○	EXPOSED AREAS	VIKING	VK3001	5.6	QR	SSU	200°	BRASS	1/2"	EXPOSED UPRIGHT SPRINKLER
◉	ACT AND GYP. CEILINGS	VIKING	VK4621	5.6	QR	SSP	155°	BRASS	1/2"	CONCEALED PENDENT WITH WHITE FLAT COVER PLATE
⊠	EXTERIOR CEILINGS	VIKING	VK3021	5.6	QR	SSP	200°	ENT	1/2"	SEMI-RECESSED PENDENT, WITH (ENT) COATING
⊙	ACT AND GYP. CEILINGS	VIKING	VK302	5.6	QR	SSP	155°	WHITE	1/2"	EXPOSED PENDENT SPRINKLER
◐	ACT AND GYP. CEILINGS	VIKING	VK468	4.9	QR	RESIDENTIAL PENDENT	155°	WHITE	1/2"	SEMI-RECESSED RESEIDENTIAL PENDENT

KEY PLAN

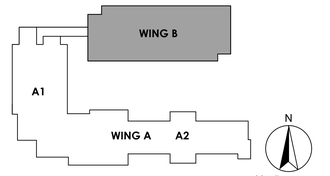

DSA STAMP

IDENTIFICATION STAMP
DIV. OF THE STATE ARCHITECT
APP: 03-123205 INC: 02
REVIEWED FOR
SS ☑ FLS ☑ ACS ☑
DATE: 02/01/2024

architecture
www.hpiarchitecture.com
115 22nd street
Newport Beach, CA
92663
o: 949.675.6442

SEAL

LICENSED ARCHITECT
AMMAR NAJI SARSAM
C-30902
12/31/2025
RENEWAL DATE
STATE OF CALIFORNIA

CONSULTANTS

P2S ENG
Long Beach // Irvine // Los Angeles
San Diego // San Jose // Seattle
p2sinc.com

REGISTERED PROFESSIONAL ENGINEER
Charles Simonds
NO. M43828
MECHANICAL
STATE OF CALIFORNIA

PROJECT TITLE
COMPTON COLLEGE
STUDENT HOUSING
INCREMENT 2 OF 2 - BUILDING & ASSOCIATED SITE WORK
1111 E. ARTESIA BLVD., COMPTON, CA 90221

Compton College

ISSUED

#	DATE	DESCRIPTION
	10/19/2023	DSA BACKCHECK SUBMITTAL

PROJECT IDENTIFICATION

THE DRAWINGS IN THE SHEET INDEX WERE ORIGINALLY CREATED IN AUTODESK REVIT V. 2018 UNLESS OTHERWISE NOTED.

THE ORIGINAL SIZE OF THIS SHEET IS 30" X 42".

THESE DRAWINGS AND SPECIFICATIONS ARE THE PROPERTY AND COPYRIGHT OF THE ARCHITECT AND SHALL NOT BE USED ON ANY OTHER PROJECT OR LOCATIONS EXCEPT AS DESCRIBED ON THE DRAWINGS, WITHOUT WRITTEN AGREEMENT WITH THE ARCHITECT.

© HPI ARCHITECTURE 2022

SHEET TITLE
WING B - PARTIAL FLOOR PLAN - LEVEL 3 - B

SHEET NUMBER
FP2.33

CONSTRUCTION DOCUMENTS

3/1/2024 9:18:46 AM Autodesk Docs://Compton College Student Housing/Compton College Student Housing_MEP.rvt

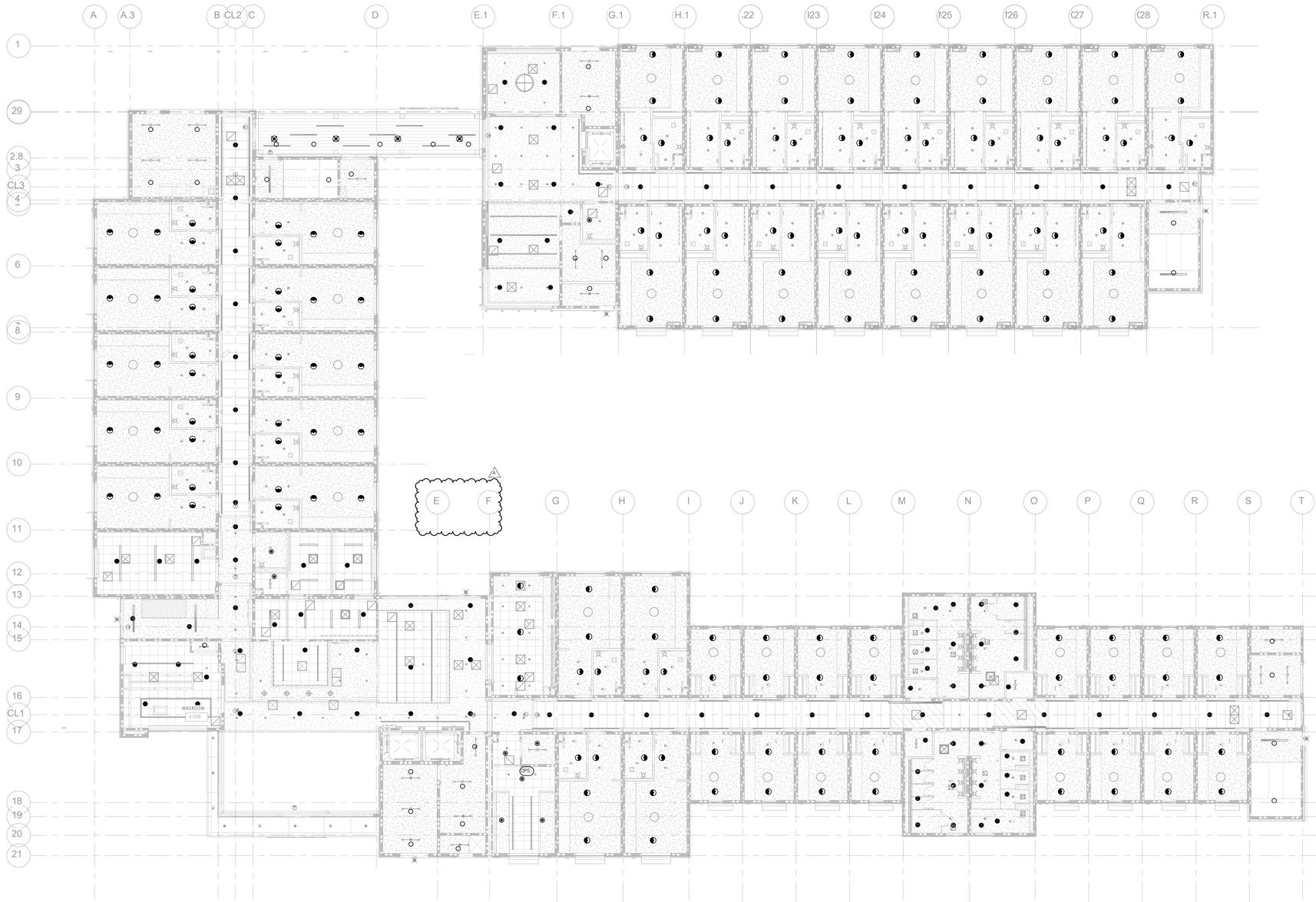

1 FIRST FLOOR RCP - OVERALL

SCALE: 3/32" = 1'-0"

KEY PLAN

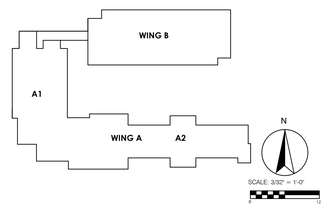

DSA STAMP

HPI architecture
www.hpiarchitecture.com
115 22nd street
Newport Beach, CA
92663
o: 949.675.6442

SEAL

LICENSED ARCHITECT
AMMAR NAJI SARSAM
C-30902
12/31/2025
RENEWAL DATE
STATE OF CALIFORNIA

A# 03-123205 INC: 02

CONSULTANTS

P2S ENG
Long Beach // Irvine // Los Angeles
San Diego // San Jose // Seattle
p2sinc.com

PROJECT TITLE
COMPTON COLLEGE
STUDENT HOUSING

INCREMENT 2 OF 2 - BUILDING & ASSOCIATED SITE WORK

1111 E. ARTESIA BLVD., COMPTON, CA 90221

Compton College

ISSUED

#	DATE	DESCRIPTION
A	03/01/2024	REVISION A

PROJECT IDENTIFICATION

THE DRAWINGS IN THE SHEET INDEX WERE ORIGINALLY CREATED IN AUTODESK REVIT V. 2018 UNLESS OTHERWISE NOTED.

THE ORIGINAL SIZE OF THIS SHEET IS 30" X 42".

THESE DRAWINGS AND SPECIFICATIONS ARE THE PROPERTY AND COPYRIGHT OF THE ARCHITECT AND SHALL NOT BE USED ON ANY OTHER PROJECT OR LOCATIONS EXCEPT AS DESCRIBED ON THE DRAWINGS, WITHOUT WRITTEN AGREEMENT WITH THE ARCHITECT.

© HPI ARCHITECTURE 2022

SHEET TITLE

FIRST FLOOR RCP - OVERALL

SHEET NUMBER

FP3.10

CONSTRUCTION DOCUMENTS

12/22/2023 9:20:03 AM Autodesk Docs://Compton College Student Housing/Compton College Student Housing_MEP.rvt



GENERAL NOTES

A. PENDANT SPRINKLERS HEADS ON ACOUSTIC CEILING TILES (ACT) SHALL BE LOCATED ON THE CENTER OF A SQUARE ACT OR INLINE WITH THE CENTER OF A RECTANGULAR ACT

B. UPRIGHT SPRINKLER HEADS IN AREAS THAT COMPLY WITH UNOBSTRUCTED CONSTRUCTION REQUIREMENTS PER NFPA13 SECTION 3.3.41.2, SHALL BE INSTALLED WITHIN 12 IN. OF THE DECK

C. UPRIGHT SPRINKLER HEADS IN AREAS THAT COMPLY WITH OBSTRUCTED CONSTRUCTION REQUIREMENTS PER NFPA13 SECTION 3.3.41.1, SHALL BE INSTALLED WITHIN 22 IN. OF THE DECK

SPRINKLER HEAD SCHEDULE AND LEGEND

SYMBOL	LOCATION	MANUFACTURER	SIN	K-FACTOR	SR/QR	TYPE	TEMP.	FINISH	THREAD SIZE	COMMENTS
○	EXPOSED AREAS	VIKING	VK3001	5.6	QR	SSU	200°	BRASS	1/2"	EXPOSED UPRIGHT SPRINKLER
◉	ACT AND GYP. CEILINGS	VIKING	VK4621	5.6	QR	SSP	155°	BRASS	1/2"	CONCEALED PENDENT WITH WHITE FLAT COVER PLATE
⊠	EXTERIOR CEILINGS	VIKING	VK3021	5.6	QR	SSP	200°	ENT	1/2"	SEMI-RECESSED PENDENT, WITH (ENT) COATING
⊙	ACT AND GYP. CEILINGS	VIKING	VK302	5.6	QR	SSP	155°	WHITE	1/2"	EXPOSED PENDENT SPRINKLER
◐	ACT AND GYP. CEILINGS	VIKING	VK468	4.9	QR	RESIDENTIAL PENDENT	155°	WHITE	1/2"	SEMI-RECESSED RESEIDENTIAL PENDENT

KEY PLAN

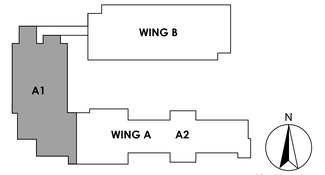

DSA STAMP

IDENTIFICATION STAMP
DIV. OF THE STATE ARCHITECT
APP: 03-123205 INC: 02
REVIEWED FOR
SS ☑ FLS ☑ ACS ☑
DATE: 02/01/2024

architecture
www.hpiarchitecture.com
115 22nd street
Newport Beach, CA
92663
o: 949.675.6442

SEAL

LICENSED ARCHITECT
AMMAR NAJI SARSAM
C-30902
12/31/2025
RENEWAL DATE
STATE OF CALIFORNIA

CONSULTANTS

P2S ENG
Long Beach // Irvine // Los Angeles
San Diego // San Jose // Seattle
p2sinc.com

STRUCTURAL PROFESSIONAL ENGINEER
ANDRES T. TZENG
NO. M40828
STRUCTURAL
STATE OF CALIFORNIA

PROJECT TITLE
COMPTON COLLEGE
STUDENT HOUSING
INCREMENT 2 OF 2 - BUILDING & ASSOCIATED SITE WORK
1111 E. ARTESIA BLVD., COMPTON, CA 90221

Compton College

ISSUED

#	DATE	DESCRIPTION
	10/19/2023	DSA BACKCHECK SUBMITTAL

PROJECT IDENTIFICATION

THE DRAWINGS IN THE SHEET INDEX WERE ORIGINALLY CREATED IN AUTODESK REVIT V. 2018 UNLESS OTHERWISE NOTED.

THE ORIGINAL SIZE OF THIS SHEET IS 30" X 42".

THESE DRAWINGS AND SPECIFICATIONS ARE THE PROPERTY AND COPYRIGHT OF THE ARCHITECT AND SHALL NOT BE USED ON ANY OTHER PROJECT OR LOCATIONS EXCEPT AS DESCRIBED ON THE DRAWINGS, WITHOUT WRITTEN AGREEMENT WITH THE ARCHITECT.

© HPI ARCHITECTURE 2022

SHEET TITLE
WING A - PARTIAL RCP - LEVEL 1 - A1

SHEET NUMBER
FP3.11

CONSTRUCTION DOCUMENTS

3/1/2024 9:18:50 AM Autodesk Docs://Compton College Student Housing/Compton College Student Housing_MEP.rvt

GENERAL NOTES

A. PENDANT SPRINKLERS HEADS ON ACOUSTIC CEILING TILES (ACT) SHALL BE LOCATED ON THE CENTER OF A SQUARE ACT OR INLINE WITH THE CENTER OF A RECTANGULAR ACT

B. UPRIGHT SPRINKLER HEADS IN AREAS THAT COMPLY WITH UNOBSTRUCTED CONSTRUCTION REQUIREMENTS PER NFPA13 SECTION 3.3.41.2, SHALL BE INSTALLED WITHIN 12 IN. OF THE DECK

C. UPRIGHT SPRINKLER HEADS IN AREAS THAT COMPLY WITH OBSTRUCTED CONSTRUCTION REQUIREMENTS PER NFPA13 SECTION 3.3.41.1, SHALL BE INSTALLED WITHIN 22 IN. OF THE DECK

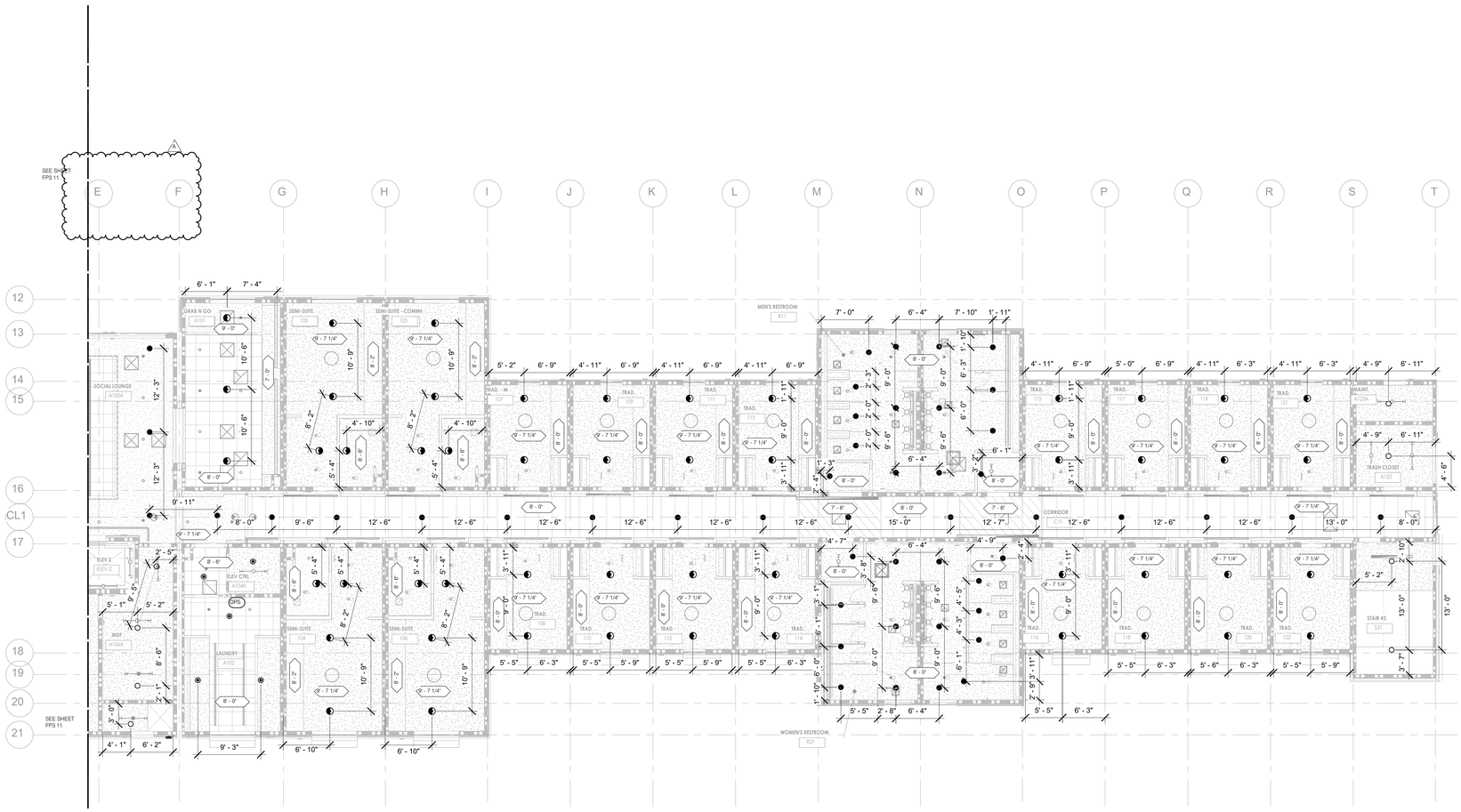

SPRINKLER HEAD SCHEDULE AND LEGEND

SYMBOL	LOCATION	MANUFACTURER	SIN	K-FACTOR	SR/QR	TYPE	TEMP.	FINISH	THREAD SIZE	COMMENTS
○	EXPOSED AREAS	VIKING	VK3001	5.6	QR	SSU	200°	BRASS	1/2"	EXPOSED UPRIGHT SPRINKLER
◉	ACT AND GYP. CEILINGS	VIKING	VK4621	5.6	QR	SSP	155°	BRASS	1/2"	CONCEALED PENDENT WITH WHITE FLAT COVER PLATE
⊠	EXTERIOR CEILINGS	VIKING	VK3021	5.6	QR	SSP	200°	ENT	1/2"	SEMI-RECESSED PENDENT, WITH (ENT) COATING
⊙	ACT AND GYP. CEILINGS	VIKING	VK302	5.6	QR	SSP	155°	WHITE	1/2"	EXPOSED PENDENT SPRINKLER
◐	ACT AND GYP. CEILINGS	VIKING	VK468	4.9	QR	RESIDENTIAL PENDENT	155°	WHITE	1/2"	SEMI-RECESSED RESEIDENTIAL PENDENT

KEY PLAN

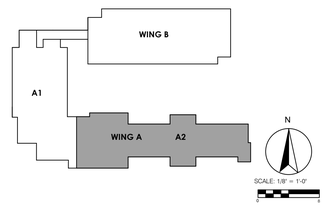

DSA STAMP

architecture
www.hpiarchitecture.com
115 22nd street
Newport Beach, CA
92663
o: 949.675.6442

SEAL

LICENSED ARCHITECT
AMMAR NAJI SARSAM
C-30902
12/31/2025
RENEWAL DATE
STATE OF CALIFORNIA

A# 03-123205 INC: 02

CONSULTANTS

P2S ENG
Long Beach // Irvine // Los Angeles
San Diego // San Jose // Seattle
p2sinc.com

PROFESSIONAL ENGINEER
ANDRES XIMENEZ
CIVIL
MECHANICAL
STATE OF CALIFORNIA

PROJECT TITLE
COMPTON COLLEGE
STUDENT HOUSING

INCREMENT 2 OF 2 - BUILDING & ASSOCIATED SITE WORK

1111 E. ARTESIA BLVD., COMPTON, CA 90221

Compton College

ISSUED

#	DATE	DESCRIPTION
A	03/01/2024	REVISION A

PROJECT IDENTIFICATION

THE DRAWINGS IN THE SHEET INDEX WERE ORIGINALLY CREATED IN AUTODESK REVIT IV. 2018 UNLESS OTHERWISE NOTED.

THE ORIGINAL SIZE OF THIS SHEET IS 30" X 42".

THESE DRAWINGS AND SPECIFICATIONS ARE THE PROPERTY AND COPYRIGHT OF THE ARCHITECT AND SHALL NOT BE USED ON ANY OTHER PROJECT OR BE LOANED, COPIED OR REPRODUCED ON THE DRAWINGS, WITHOUT WRITTEN AGREEMENT WITH THE ARCHITECT.

© HPI ARCHITECTURE 2022

SHEET TITLE

WING A - PARTIAL RCP - LEVEL 1 - A2

SHEET NUMBER

FP3.12

CONSTRUCTION DOCUMENTS

3/1/2024 9:18:52 AM Autodesk Docs://Compton College Student Housing/Compton College Student Housing_MEP.rvt

GENERAL NOTES

A. PENDANT SPRINKLERS HEADS ON ACOUSTIC CEILING TILES (ACT) SHALL BE LOCATED ON THE CENTER OF A SQUARE ACT OR INLINE WITH THE CENTER OF A RECTANGULAR ACT

B. UPRIGHT SPRINKLER HEADS IN AREAS THAT COMPLY WITH UNOBSTRUCTED CONSTRUCTION REQUIREMENTS PER NFPA13 SECTION 3.3.41.2, SHALL BE INSTALLED WITHIN 12 IN. OF THE DECK

C. UPRIGHT SPRINKLER HEADS IN AREAS THAT COMPLY WITH OBSTRUCTED CONSTRUCTION REQUIREMENTS PER NFPA13 SECTION 3.3.41.1, SHALL BE INSTALLED WITHIN 22 IN. OF THE DECK

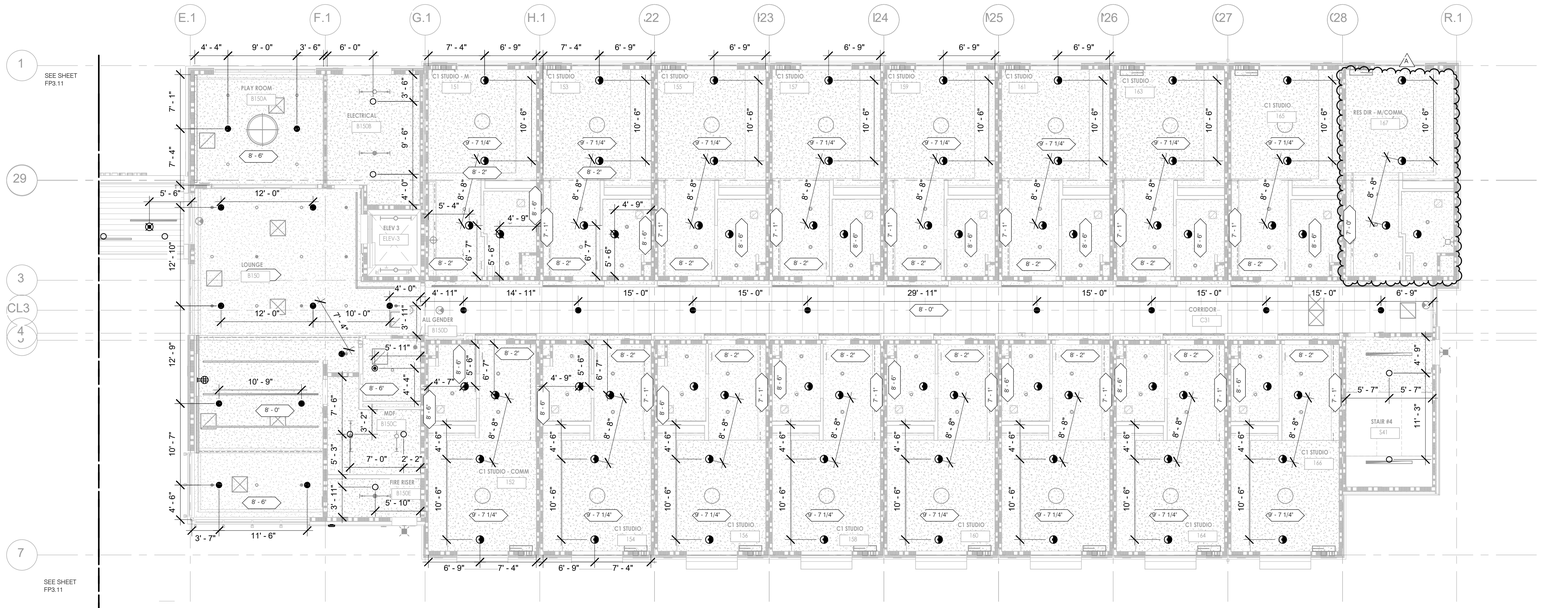

SPRINKLER HEAD SCHEDULE AND LEGEND

SYMBOL	LOCATION	MANUFACTURER	SIN	K-FACTOR	SR/QR	TYPE	TEMP.	FINISH	THREAD SIZE	COMMENTS
○	EXPOSED AREAS	VIKING	VK3001	5.6	QR	SSU	200°	BRASS	1/2"	EXPOSED UPRIGHT SPRINKLER
◉	ACT AND GYP. CEILINGS	VIKING	VK4621	5.6	QR	SSP	155°	BRASS	1/2"	CONCEALED PENDENT WITH WHITE FLAT COVER PLATE
⊠	EXTERIOR CEILINGS	VIKING	VK3021	5.6	QR	SSP	200°	ENT	1/2"	SEMI-RECESSED PENDENT, WITH (ENT) COATING
⊙	ACT AND GYP. CEILINGS	VIKING	VK302	5.6	QR	SSP	155°	WHITE	1/2"	EXPOSED PENDENT SPRINKLER
◐	ACT AND GYP. CEILINGS	VIKING	VK468	4.9	QR	RESIDENTIAL PENDENT	155°	WHITE	1/2"	SEMI-RECESSED RESEIDENTIAL PENDENT

KEY PLAN

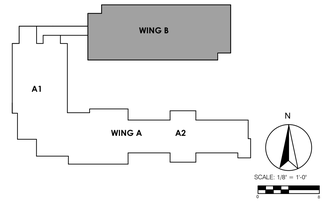

DSA STAMP

architecture
www.hpiarchitecture.com
115 22nd street
Newport Beach, CA
92663
o: 949.675.6442

SEAL

LICENSED ARCHITECT
AMMAR NAJI SARSAM
C-30902
12/31/2025
RENEWAL DATE
STATE OF CALIFORNIA

A# 03-123205 INC: 02

CONSULTANTS

P2S ENG
Long Beach // Irvine // Los Angeles
San Diego // San Jose // Seattle
p2sinc.com

PROJECT TITLE
COMPTON COLLEGE
STUDENT HOUSING

INCREMENT 2 OF 2 - BUILDING & ASSOCIATED SITE WORK

1111 E. ARTESIA BLVD., COMPTON, CA 90221

ISSUED

#	DATE	DESCRIPTION
A	03/01/2024	REVISION A

PROJECT IDENTIFICATION

THE DRAWINGS IN THE SHEET INDEX WERE ORIGINALLY CREATED IN AUTODESK REVIT V. 2018 UNLESS OTHERWISE NOTED.

THE ORIGINAL SIZE OF THIS SHEET IS 30" X 42".

THESE DRAWINGS AND SPECIFICATIONS ARE THE PROPERTY AND, COPYRIGHT OF THE ARCHITECT AND SHALL NOT BE USED ON ANY OTHER PROJECT OR LOCATIONS EXCEPT AS DESCRIBED ON THE DRAWINGS, WITHOUT WRITTEN AGREEMENT WITH THE ARCHITECT.

© HPI ARCHITECTURE 2022

SHEET TITLE
WING B - PARTIAL RCP - LEVEL 1 - B

SHEET NUMBER
FP3.13

CONSTRUCTION DOCUMENTS

3/1/2024 9:18:57 AM Autodesk Docs://Compton College Student Housing/Compton College Student Housing_MEP.rvt

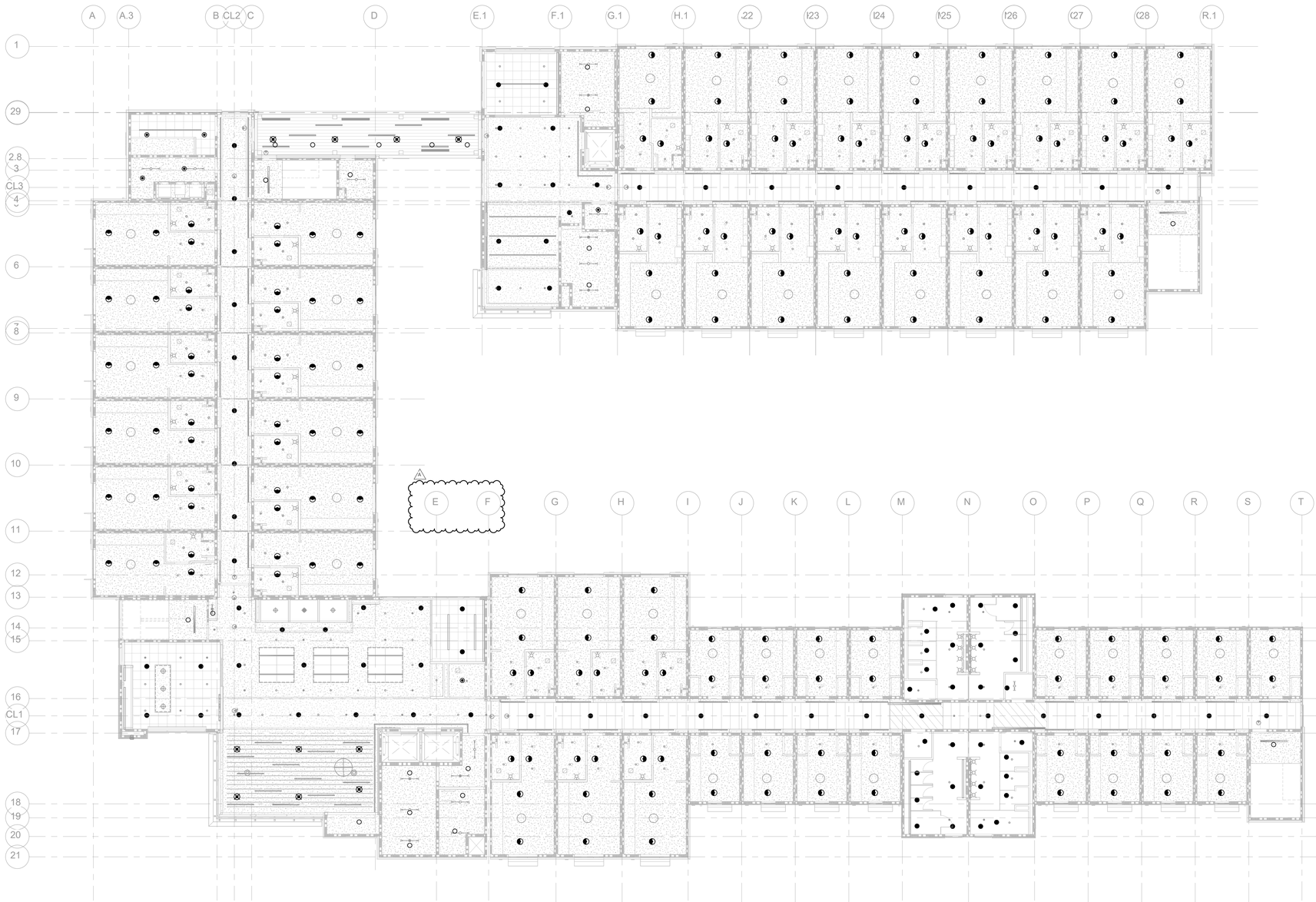

1 SECOND FLOOR RCP - OVERALL

SCALE: 3/32" = 1'-0"

KEY PLAN

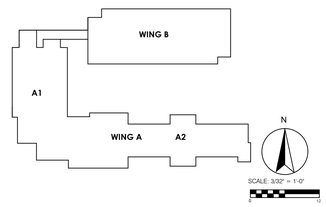

DSA STAMP

HPI architecture
www.hpiarchitecture.com
115 22nd street
Newport Beach, CA
92663
o: 949.675.6442

SEAL

LICENSED ARCHITECT
AMMAR NAJI SARSAM
C-30902
12/31/2025
RENEWAL DATE
STATE OF CALIFORNIA

A# 03-123205 INC: 02

CONSULTANTS

P2S ENG

Long Beach // Irvine // Los Angeles
San Diego // San Jose // Seattle

p2sinc.com

PROJECT TITLE

COMPTON COLLEGE
STUDENT HOUSING

INCREMENT 2 OF 2 - BUILDING & ASSOCIATED SITE WORK

1111 E. ARTESIA BLVD., COMPTON, CA 90221

Compton College

ISSUED		
#	DATE	DESCRIPTION
A	03/01/2024	REVISION A

PROJECT IDENTIFICATION

THE DRAWINGS IN THE SHEET INDEX WERE ORIGINALLY CREATED IN AUTODESK REVIT © 2018 UNLESS OTHERWISE NOTED.

THE ORIGINAL SIZE OF THIS SHEET IS 30" X 42".

THESE DRAWINGS AND SPECIFICATIONS ARE THE PROPERTY AND COPYRIGHT OF THE ARCHITECT AND SHALL NOT BE USED ON ANY OTHER PROJECT OR LOCATIONS EXCEPT AS DESCRIBED ON THE DRAWINGS, WITHOUT WRITTEN AGREEMENT WITH THE ARCHITECT.

© HPI ARCHITECTURE 2022

SHEET TITLE

SECOND FLOOR RCP - OVERALL

SHEET NUMBER

FP3.20

CONSTRUCTION DOCUMENTS

12/22/2023 9:20:16 AM Autodesk Docs://Compton College Student Housing/Compton College Student Housing_MEP.rvt



GENERAL NOTES

A. PENDANT SPRINKLERS HEADS ON ACOUSTIC CEILING TILES (ACT) SHALL BE LOCATED ON THE CENTER OF A SQUARE ACT OR INLINE WITH THE CENTER OF A RECTANGULAR ACT

B. UPRIGHT SPRINKLER HEADS IN AREAS THAT COMPLY WITH UNOBSTRUCTED CONSTRUCTION REQUIREMENTS PER NFPA13 SECTION 3.3.41.2, SHALL BE INSTALLED WITHIN 12 IN. OF THE DECK

C. UPRIGHT SPRINKLER HEADS IN AREAS THAT COMPLY WITH OBSTRUCTED CONSTRUCTION REQUIREMENTS PER NFPA13 SECTION 3.3.41.1, SHALL BE INSTALLED WITHIN 22 IN. OF THE DECK

SPRINKLER HEAD SCHEDULE AND LEGEND

SYMBOL	LOCATION	MANUFACTURER	SIN	K-FACTOR	SR/QR	TYPE	TEMP.	FINISH	THREAD SIZE	COMMENTS
○	EXPOSED AREAS	VIKING	VK3001	5.6	QR	SSU	200°	BRASS	1/2"	EXPOSED UPRIGHT SPRINKLER
●	ACT AND GYP. CEILINGS	VIKING	VK4621	5.6	QR	SSP	155°	BRASS	1/2"	CONCEALED PENDENT WITH WHITE FLAT COVER PLATE
⊠	EXTERIOR CEILINGS	VIKING	VK3021	5.6	QR	SSP	200°	ENT	1/2"	SEMI-RECESSED PENDENT, WITH (ENT) COATING
⊙	ACT AND GYP. CEILINGS	VIKING	VK302	5.6	QR	SSP	155°	WHITE	1/2"	EXPOSED PENDENT SPRINKLER
◐	ACT AND GYP. CEILINGS	VIKING	VK468	4.9	QR	RESIDENTIAL PENDENT	155°	WHITE	1/2"	SEMI-RECESSED RESEIDENTIAL PENDENT

KEY PLAN

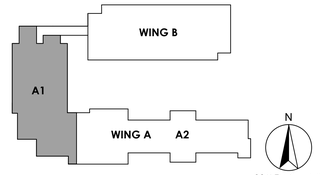

DSA STAMP

IDENTIFICATION STAMP
DIV. OF THE STATE ARCHITECT
APP: 03-123205 INC: 02
REVIEWED FOR
SS ☑ FLS ☑ ACS ☑
DATE: 02/01/2024

hpi architecture
www.hpiarchitecture.com
115 22nd street
Newport Beach, CA
92663
o: 949.675.6442

SEAL

LICENSED ARCHITECT
AMMAR NAJI SARSAM
C-30902
12/31/2025
RENEWAL DATE
STATE OF CALIFORNIA

CONSULTANTS

P2S ENG
Long Beach // Irvine // Los Angeles
San Diego // San Jose // Seattle
p2sinc.com

STRUCTURAL PROFESSIONAL OF RECORD
REGISTERED
No. M40828
STRUCTURAL
STATE OF CALIFORNIA

PROJECT TITLE
COMPTON COLLEGE
STUDENT HOUSING
INCREMENT 2 OF 2 - BUILDING & ASSOCIATED SITE WORK
1111 E. ARTESIA BLVD., COMPTON, CA 90221

Compton College

ISSUED		
#	DATE	DESCRIPTION
	10/19/2023	DSA BACKCHECK SUBMITTAL

PROJECT IDENTIFICATION

THE DRAWINGS IN THE SHEET INDEX WERE ORIGINALLY CREATED IN AUTODESK REVIT V. 2018 UNLESS OTHERWISE NOTED.

THE ORIGINAL SIZE OF THIS SHEET IS 30" X 42".

THESE DRAWINGS AND SPECIFICATIONS ARE THE PROPERTY AND COPYRIGHT OF THE ARCHITECT AND SHALL NOT BE USED ON ANY OTHER PROJECT OR LOCATIONS EXCEPT AS DESCRIBED ON THE DRAWINGS, WITHOUT WRITTEN AGREEMENT WITH THE ARCHITECT.

© HPI ARCHITECTURE 2022

SHEET TITLE
WING A - PARTIAL RCP - LEVEL 2 - A1

SHEET NUMBER
FP3.21

CONSTRUCTION DOCUMENTS

3/1/2024 9:19:00 AM Autodesk Docs://Compton College Student Housing/Compton College Student Housing_MEP.rvt

GENERAL NOTES

A. PENDANT SPRINKLERS HEADS ON ACOUSTIC CEILING TILES (ACT) SHALL BE LOCATED ON THE CENTER OF A SQUARE ACT OR INLINE WITH THE CENTER OF A RECTANGULAR ACT

B. UPRIGHT SPRINKLER HEADS IN AREAS THAT COMPLY WITH UNOBSTRUCTED CONSTRUCTION REQUIREMENTS PER NFPA13 SECTION 3.3.41.2, SHALL BE INSTALLED WITHIN 12 IN. OF THE DECK

C. UPRIGHT SPRINKLER HEADS IN AREAS THAT COMPLY WITH OBSTRUCTED CONSTRUCTION REQUIREMENTS PER NFPA13 SECTION 3.3.41.1, SHALL BE INSTALLED WITHIN 22 IN. OF THE DECK

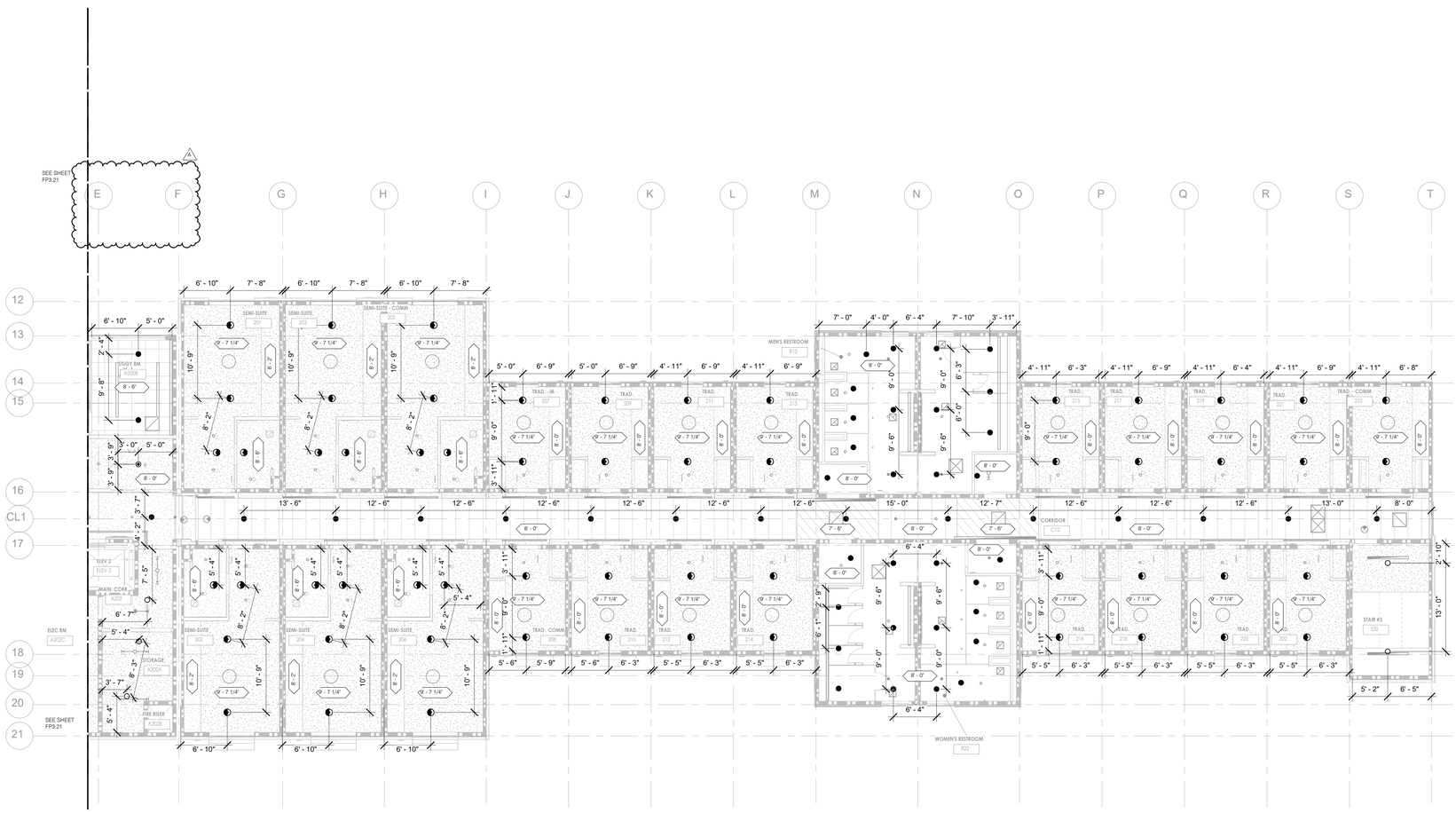

SPRINKLER HEAD SCHEDULE AND LEGEND

SYMBOL	LOCATION	MANUFACTURER	SIN	K-FACTOR	SR/QR	TYPE	TEMP.	FINISH	THREAD SIZE	COMMENTS
○	EXPOSED AREAS	VIKING	VK3001	5.6	QR	SSU	200°	BRASS	1/2"	EXPOSED UPRIGHT SPRINKLER
●	ACT AND GYP. CEILINGS	VIKING	VK4621	5.6	QR	SSP	155°	BRASS	1/2"	CONCEALED PENDENT WITH WHITE FLAT COVER PLATE
⊠	EXTERIOR CEILINGS	VIKING	VK3021	5.6	QR	SSP	200°	ENT	1/2"	SEMI-RECESSED PENDENT, WITH (ENT) COATING
⊙	ACT AND GYP. CEILINGS	VIKING	VK302	5.6	QR	SSP	155°	WHITE	1/2"	EXPOSED PENDENT SPRINKLER
◐	ACT AND GYP. CEILINGS	VIKING	VK468	4.9	QR	RESIDENTIAL PENDENT	155°	WHITE	1/2"	SEMI-RECESSED RESEIDENTIAL PENDENT

KEY PLAN

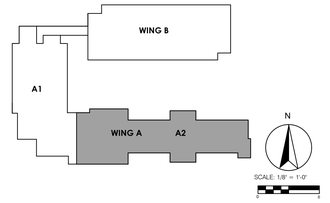

DSA STAMP

architecture
www.hpiarchitecture.com
115 22nd street
Newport Beach, CA
92663
o: 949.675.6442

SEAL

LICENSED ARCHITECT
AMMAR NAJI SARSAM
C-30902
12/31/2025
RENEWAL DATE
STATE OF CALIFORNIA

A# 03-123205 INC: 02

CONSULTANTS

P2S ENG
Long Beach // Irvine // Los Angeles
San Diego // San Jose // Seattle
p2sinc.com

PROJECT TITLE
COMPTON COLLEGE
STUDENT HOUSING

INCREMENT 2 OF 2 - BUILDING & ASSOCIATED SITE WORK

1111 E. ARTESIA BLVD., COMPTON, CA 90221

Compton College

ISSUED

#	DATE	DESCRIPTION
A	03/01/2024	REVISION A

PROJECT IDENTIFICATION

THE DRAWINGS IN THE SHEET INDEX WERE ORIGINALLY CREATED IN AUTODESK REVIT V. 2018 UNLESS OTHERWISE NOTED.

THE ORIGINAL SIZE OF THIS SHEET IS 30" X 42".

THESE DRAWINGS AND SPECIFICATIONS ARE THE PROPERTY AND COPYRIGHT OF THE ARCHITECT AND SHALL NOT BE USED ON ANY OTHER PROJECT OR LOCATIONS EXCEPT AS DESCRIBED ON THE DRAWINGS, WITHOUT WRITTEN AGREEMENT WITH THE ARCHITECT.

© HPI ARCHITECTURE 2022

SHEET TITLE

WING A - PARTIAL RCP - LEVEL 2 - A2

SHEET NUMBER

FP3.22

CONSTRUCTION DOCUMENTS

12/22/2023 9:20:22 AM Autodesk Docs://Compton College Student Housing/Compton College Student Housing_MEP.rvt

GENERAL NOTES

A. PENDANT SPRINKLERS HEADS ON ACOUSTIC CEILING TILES (ACT) SHALL BE LOCATED ON THE CENTER OF A SQUARE ACT OR INLINE WITH THE CENTER OF A RECTANGULAR ACT

B. UPRIGHT SPRINKLER HEADS IN AREAS THAT COMPLY WITH UNOBSTRUCTED CONSTRUCTION REQUIREMENTS PER NFPA13 SECTION 3.3.41.2, SHALL BE INSTALLED WITHIN 12 IN. OF THE DECK

C. UPRIGHT SPRINKLER HEADS IN AREAS THAT COMPLY WITH OBSTRUCTED CONSTRUCTION REQUIREMENTS PER NFPA13 SECTION 3.3.41.1, SHALL BE INSTALLED WITHIN 22 IN. OF THE DECK

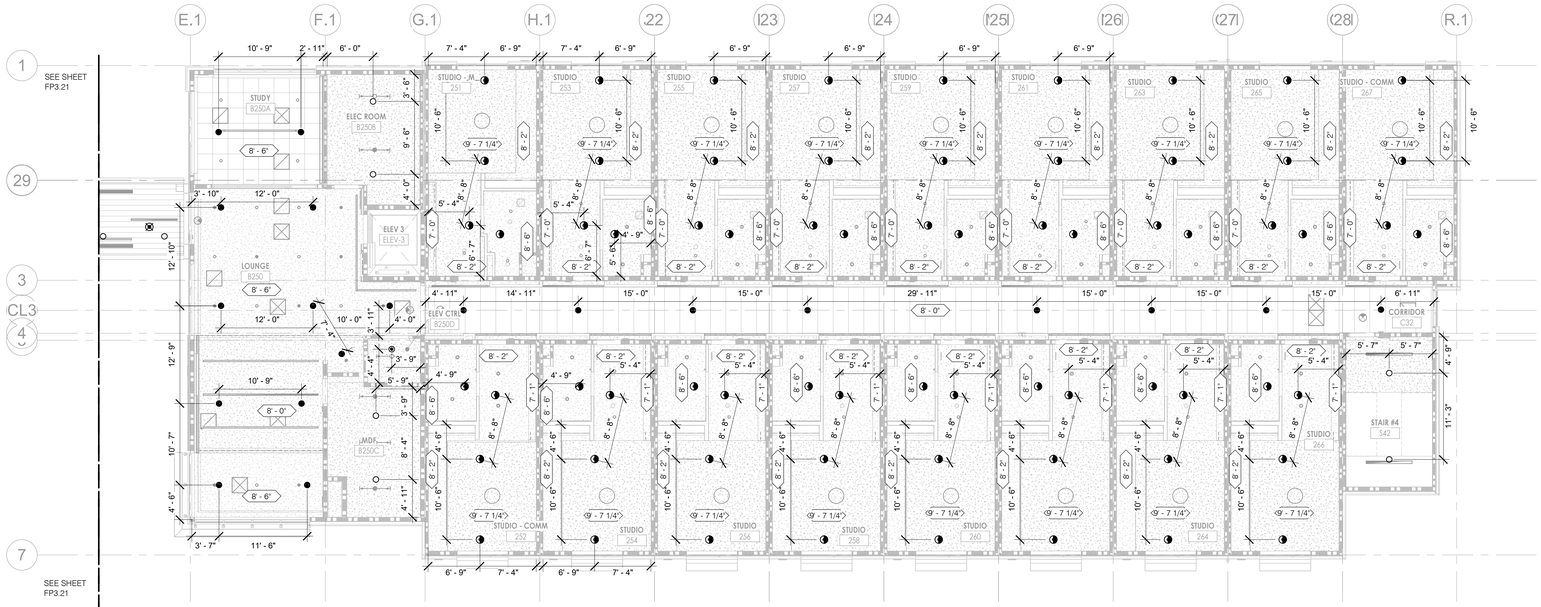

SPRINKLER HEAD SCHEDULE AND LEGEND

SYMBOL	LOCATION	MANUFACTURER	SIN	K-FACTOR	SR/QR	TYPE	TEMP.	FINISH	THREAD SIZE	COMMENTS
○	EXPOSED AREAS	VIKING	VK3001	5.6	QR	SSU	200°	BRASS	1/2"	EXPOSED UPRIGHT SPRINKLER
◍	ACT AND GYP. CEILINGS	VIKING	VK4621	5.6	QR	SSP	155°	BRASS	1/2"	CONCEALED PENDENT WITH WHITE FLAT COVER PLATE
⊗	EXTERIOR CEILINGS	VIKING	VK3021	5.6	QR	SSP	200°	ENT	1/2"	SEMI-RECESSED PENDENT, WITH (ENT) COATING
⊙	ACT AND GYP. CEILINGS	VIKING	VK302	5.6	QR	SSP	155°	WHITE	1/2"	EXPOSED PENDENT SPRINKLER
◐	ACT AND GYP. CEILINGS	VIKING	VK468	4.9	QR	RESIDENTIAL PENDENT	155°	WHITE	1/2"	SEMI-RECESSED RESEIDENTIAL PENDENT

KEY PLAN

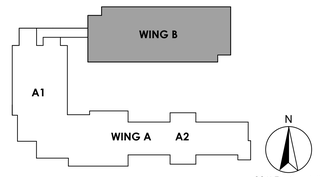

DSA STAMP

IDENTIFICATION STAMP
DIV. OF THE STATE ARCHITECT
APP: 03-123205 INC: 02
REVIEWED FOR
SS ☑ FLS ☑ ACS ☑
DATE: 02/01/2024

hpi architecture
www.hpiarchitecture.com
115 22nd street
Newport Beach, CA
92663
o: 949.675.6442

SEAL

LICENSED ARCHITECT
AMMAR NAJI SARSAM
C-30902
12/31/2025
RENEWAL DATE
STATE OF CALIFORNIA

CONSULTANTS

P2S ENG
Long Beach // Irvine // Los Angeles
San Diego // San Jose // Seattle
p2sinc.com

REGISTERED PROFESSIONAL ENGINEER
Ahmad Ghorbanian
NO. M43828
MECHANICAL
STATE OF CALIFORNIA

PROJECT TITLE
COMPTON COLLEGE STUDENT HOUSING
INCREMENT 2 OF 2 - BUILDING & ASSOCIATED SITE WORK
1111 E. ARTESIA BLVD., COMPTON, CA 90221

Compton College

ISSUED

#	DATE	DESCRIPTION
	10/19/2023	DSA BACKCHECK SUBMITTAL

PROJECT IDENTIFICATION

THE DRAWINGS IN THE SHEET INDEX WERE ORIGINALLY CREATED IN AUTODESK REVIT V. 2018 UNLESS OTHERWISE NOTED.

THE ORIGINAL SIZE OF THIS SHEET IS 30" X 42".

THESE DRAWINGS AND SPECIFICATIONS ARE THE PROPERTY AND COPYRIGHT OF THE ARCHITECT AND SHALL NOT BE USED ON ANY OTHER PROJECT OR LOCATIONS EXCEPT AS DESCRIBED ON THE DRAWINGS, WITHOUT WRITTEN AGREEMENT WITH THE ARCHITECT.

© HPI ARCHITECTURE 2022

SHEET TITLE
WING B - PARTIAL RCP - LEVEL 2 - B

SHEET NUMBER
FP3.23

CONSTRUCTION DOCUMENTS

3/1/2024 9:19:04 AM Autodesk Docs://Compton College Student Housing/Compton College Student Housing_MEP.rvt

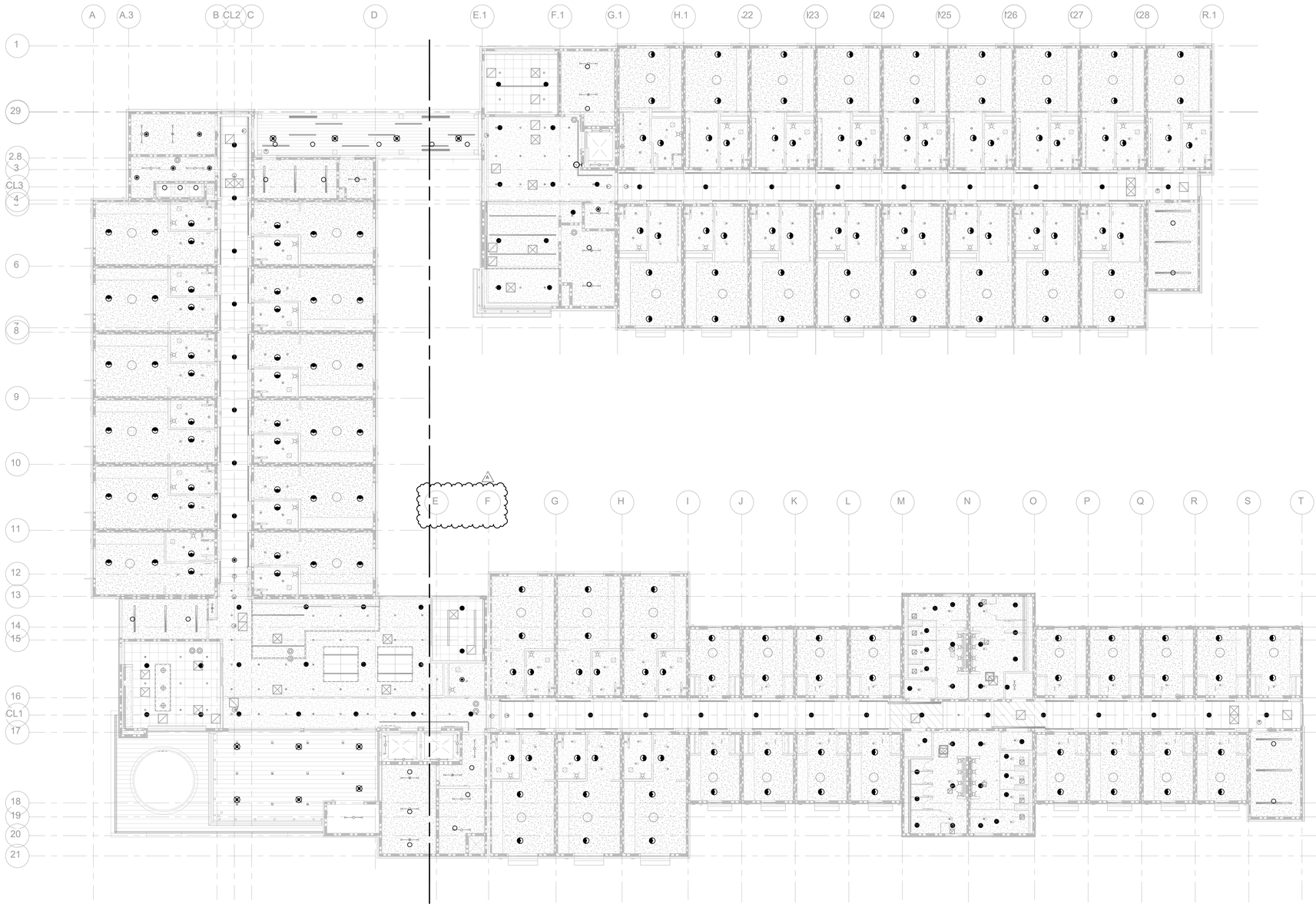

1 THIRD FLOOR RCP - OVERALL

SCALE: 3/32" = 1'-0"

KEY PLAN

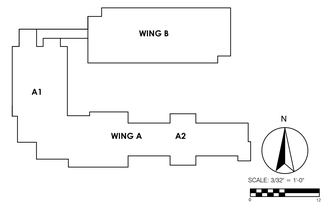

DSA STAMP

HPI architecture
www.hpiarchitecture.com
115 22nd street
Newport Beach, CA
92663
o: 949.675.6442

SEAL

LICENSED ARCHITECT
AMMAR NAJI SARSAM
C-30902
12/31/2025
RENEWAL DATE
STATE OF CALIFORNIA

A# 03-123205 INC: 02

CONSULTANTS

P2S ENG

Long Beach // Irvine // Los Angeles
San Diego // San Jose // Seattle

p2sinc.com

PROJECT TITLE

COMPTON COLLEGE
STUDENT HOUSING

INCREMENT 2 OF 2 - BUILDING & ASSOCIATED SITE WORK

1111 E. ARTESIA BLVD., COMPTON, CA 90221

Compton College

ISSUED

#	DATE	DESCRIPTION
A	03/01/2024	REVISION A

PROJECT IDENTIFICATION

THE DRAWINGS IN THE SHEET INDEX WERE ORIGINALLY CREATED IN AUTODESK REVIT V. 2018 UNLESS OTHERWISE NOTED.

THE ORIGINAL SIZE OF THIS SHEET IS 30" X 42".

THESE DRAWINGS AND SPECIFICATIONS ARE THE PROPERTY AND COPYRIGHT OF THE ARCHITECT AND SHALL NOT BE USED ON ANY OTHER PROJECT OR LOCATIONS EXCEPT AS DESCRIBED ON THE DRAWINGS, WITHOUT WRITTEN AGREEMENT WITH THE ARCHITECT.

© HPI ARCHITECTURE 2022

SHEET TITLE

THIRD FLOOR RCP - OVERALL

SHEET NUMBER

FP3.30

CONSTRUCTION DOCUMENTS

12/22/2023 9:20:29 AM Autodesk Docs://Compton College Student Housing/Compton College Student Housing_MEP.rvt



GENERAL NOTES

A. PENDANT SPRINKLERS HEADS ON ACOUSTIC CEILING TILES (ACT) SHALL BE LOCATED ON THE CENTER OF A SQUARE ACT OR INLINE WITH THE CENTER OF A RECTANGULAR ACT

B. UPRIGHT SPRINKLER HEADS IN AREAS THAT COMPLY WITH UNOBSTRUCTED CONSTRUCTION REQUIREMENTS PER NFPA13 SECTION 3.3.41.2, SHALL BE INSTALLED WITHIN 12 IN. OF THE DECK

C. UPRIGHT SPRINKLER HEADS IN AREAS THAT COMPLY WITH OBSTRUCTED CONSTRUCTION REQUIREMENTS PER NFPA13 SECTION 3.3.41.1, SHALL BE INSTALLED WITHIN 22 IN. OF THE DECK

SPRINKLER HEAD SCHEDULE AND LEGEND

SYMBOL	LOCATION	MANUFACTURER	SIN	K-FACTOR	SR/QR	TYPE	TEMP.	FINISH	THREAD SIZE	COMMENTS
○	EXPOSED AREAS	VIKING	VK3001	5.6	QR	SSU	200°	BRASS	1/2"	EXPOSED UPRIGHT SPRINKLER
●	ACT AND GYP. CEILINGS	VIKING	VK4621	5.6	QR	SSP	155°	BRASS	1/2"	CONCEALED PENDENT WITH WHITE FLAT COVER PLATE
⊗	EXTERIOR CEILINGS	VIKING	VK3021	5.6	QR	SSP	200°	ENT	1/2"	SEMI-RECESSED PENDENT, WITH (ENT) COATING
⊙	ACT AND GYP. CEILINGS	VIKING	VK302	5.6	QR	SSP	155°	WHITE	1/2"	EXPOSED PENDENT SPRINKLER
◐	ACT AND GYP. CEILINGS	VIKING	VK468	4.9	QR	RESIDENTIAL PENDENT	155°	WHITE	1/2"	SEMI-RECESSED RESEIDENTIAL PENDENT

KEY PLAN

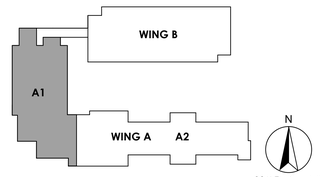

DSA STAMP

IDENTIFICATION STAMP
DIV. OF THE STATE ARCHITECT
APP: 03-123205 INC: 02
REVIEWED FOR
SS ☑ FLS ☑ ACS ☑
DATE: 02/01/2024

architecture
www.hpiarchitecture.com
115 22nd street
Newport Beach, CA
92663
o: 949.675.6442

SEAL

LICENSED ARCHITECT
AMMAR NAJI SARSAM
C-30902
12/31/2025
RENEWAL DATE
STATE OF CALIFORNIA

CONSULTANTS

P2S ENG
Long Beach // Irvine // Los Angeles
San Diego // San Jose // Seattle
p2sinc.com

REGISTERED PROFESSIONAL ENGINEER
ANDRES J. MENDEZ
NO. M40828
MECHANICAL
STATE OF CALIFORNIA

PROJECT TITLE
COMPTON COLLEGE STUDENT HOUSING

INCREMENT 2 OF 2 - BUILDING & ASSOCIATED SITE WORK
1111 E. ARTESIA BLVD., COMPTON, CA 90221

Compton College

ISSUED		
#	DATE	DESCRIPTION
	10/19/2023	DSA BACKCHECK SUBMITTAL

PROJECT IDENTIFICATION

THE DRAWINGS IN THE SHEET INDEX WERE ORIGINALLY CREATED IN AUTODESK REVIT V. 2018 UNLESS OTHERWISE NOTED.

THE ORIGINAL SIZE OF THIS SHEET IS 30" X 42".

THESE DRAWINGS AND SPECIFICATIONS ARE THE PROPERTY AND COPYRIGHT OF THE ARCHITECT AND SHALL NOT BE USED ON ANY OTHER PROJECT OR LOCATIONS EXCEPT AS DESCRIBED ON THE DRAWINGS, WITHOUT WRITTEN AGREEMENT WITH THE ARCHITECT.

© HPI ARCHITECTURE 2022

SHEET TITLE
WING A - PARTIAL RCP - LEVEL 3 - A1

SHEET NUMBER
FP3.31

CONSTRUCTION DOCUMENTS

3/1/2024 9:19:07 AM Autodesk Docs://Compton College Student Housing/Compton College Student Housing_MEP.rvt

GENERAL NOTES

A. PENDANT SPRINKLERS HEADS ON ACOUSTIC CEILING TILES (ACT) SHALL BE LOCATED ON THE CENTER OF A SQUARE ACT OR INLINE WITH THE CENTER OF A RECTANGULAR ACT

B. UPRIGHT SPRINKLER HEADS IN AREAS THAT COMPLY WITH UNOBSTRUCTED CONSTRUCTION REQUIREMENTS PER NFPA13 SECTION 3.3.41.2, SHALL BE INSTALLED WITHIN 12 IN. OF THE DECK

C. UPRIGHT SPRINKLER HEADS IN AREAS THAT COMPLY WITH OBSTRUCTED CONSTRUCTION REQUIREMENTS PER NFPA13 SECTION 3.3.41.1, SHALL BE INSTALLED WITHIN 22 IN. OF THE DECK

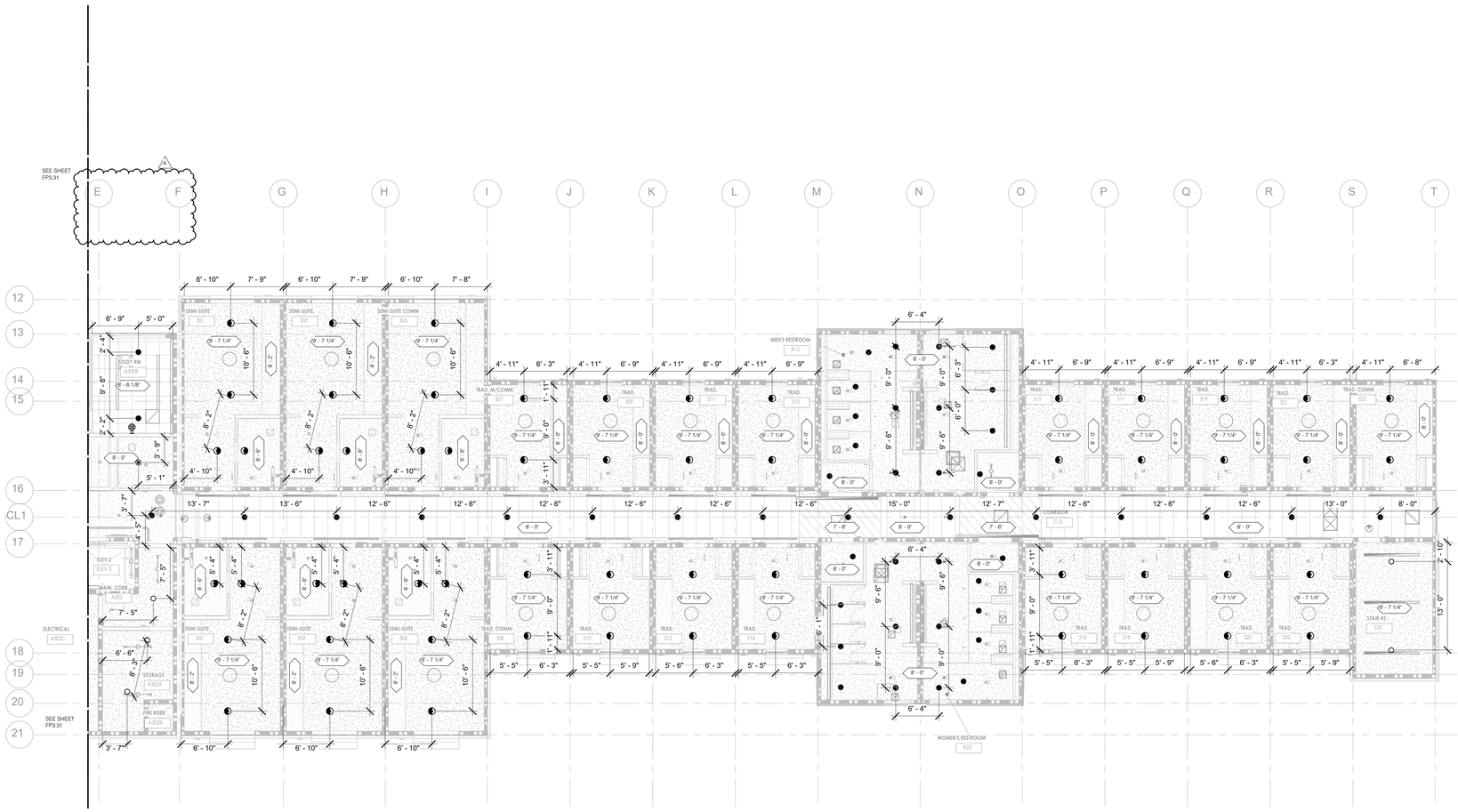

SPRINKLER HEAD SCHEDULE AND LEGEND

SYMBOL	LOCATION	MANUFACTURER	SIN	K-FACTOR	SR/QR	TYPE	TEMP.	FINISH	THREAD SIZE	COMMENTS
○	EXPOSED AREAS	VIKING	VK3001	5.6	QR	SSU	200°	BRASS	1/2"	EXPOSED UPRIGHT SPRINKLER
◉	ACT AND GYP. CEILINGS	VIKING	VK4621	5.6	QR	SSP	155°	BRASS	1/2"	CONCEALED PENDENT WITH WHITE FLAT COVER PLATE
⊠	EXTERIOR CEILINGS	VIKING	VK3021	5.6	QR	SSP	200°	ENT	1/2"	SEMI-RECESSED PENDENT, WITH (ENT) COATING
⊙	ACT AND GYP. CEILINGS	VIKING	VK302	5.6	QR	SSP	155°	WHITE	1/2"	EXPOSED PENDENT SPRINKLER
◐	ACT AND GYP. CEILINGS	VIKING	VK468	4.9	QR	RESIDENTIAL PENDENT	155°	WHITE	1/2"	SEMI-RECESSED RESEIDENTIAL PENDENT

KEY PLAN

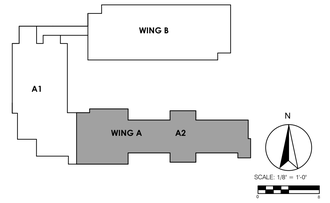

DSA STAMP

architecture
www.hpiarchitecture.com
115 22nd street
Newport Beach, CA
92663
o: 949.675.6442

SEAL

LICENSED ARCHITECT
AMMAR NAJI SARSAM
C-30902
12/31/2025
RENEWAL DATE
STATE OF CALIFORNIA

A# 03-123205 INC: 02

CONSULTANTS

P2S ENG
Long Beach // Irvine // Los Angeles
San Diego // San Jose // Seattle
p2sinc.com

PROJECT TITLE

COMPTON COLLEGE
STUDENT HOUSING

INCREMENT 2 OF 2 - BUILDING & ASSOCIATED SITE WORK

1111 E. ARTESIA BLVD., COMPTON, CA 90221

Compton College

ISSUED

#	DATE	DESCRIPTION
A	03/01/2024	REVISION A

PROJECT IDENTIFICATION

THE DRAWINGS IN THE SHEET INDEX WERE ORIGINALLY CREATED IN AUTODESK REVIT V. 2018 UNLESS OTHERWISE NOTED.

THE ORIGINAL SIZE OF THIS SHEET IS 30" X 42".

THESE DRAWINGS AND SPECIFICATIONS ARE THE PROPERTY AND COPYRIGHT OF THE ARCHITECT AND SHALL NOT BE USED ON ANY OTHER PROJECT OR BE LOANED, COPIED OR REPRODUCED ON THE DRAWINGS, WITHOUT WRITTEN AGREEMENT WITH THE ARCHITECT.

© HPI ARCHITECTURE 2022

SHEET TITLE

WING A - PARTIAL RCP - LEVEL 3 - A2

SHEET NUMBER

FP3.32

CONSTRUCTION DOCUMENTS

12/22/2023 9:20:35 AM Autodesk Docs://Compton College Student Housing/Compton College Student Housing_MEP.rvt

GENERAL NOTES

A. PENDANT SPRINKLERS HEADS ON ACOUSTIC CEILING TILES (ACT) SHALL BE LOCATED ON THE CENTER OF A SQUARE ACT OR INLINE WITH THE CENTER OF A RECTANGULAR ACT

B. UPRIGHT SPRINKLER HEADS IN AREAS THAT COMPLY WITH UNOBSTRUCTED CONSTRUCTION REQUIREMENTS PER NFPA13 SECTION 3.3.41.2, SHALL BE INSTALLED WITHIN 12 IN. OF THE DECK

C. UPRIGHT SPRINKLER HEADS IN AREAS THAT COMPLY WITH OBSTRUCTED CONSTRUCTION REQUIREMENTS PER NFPA13 SECTION 3.3.41.1, SHALL BE INSTALLED WITHIN 22 IN. OF THE DECK

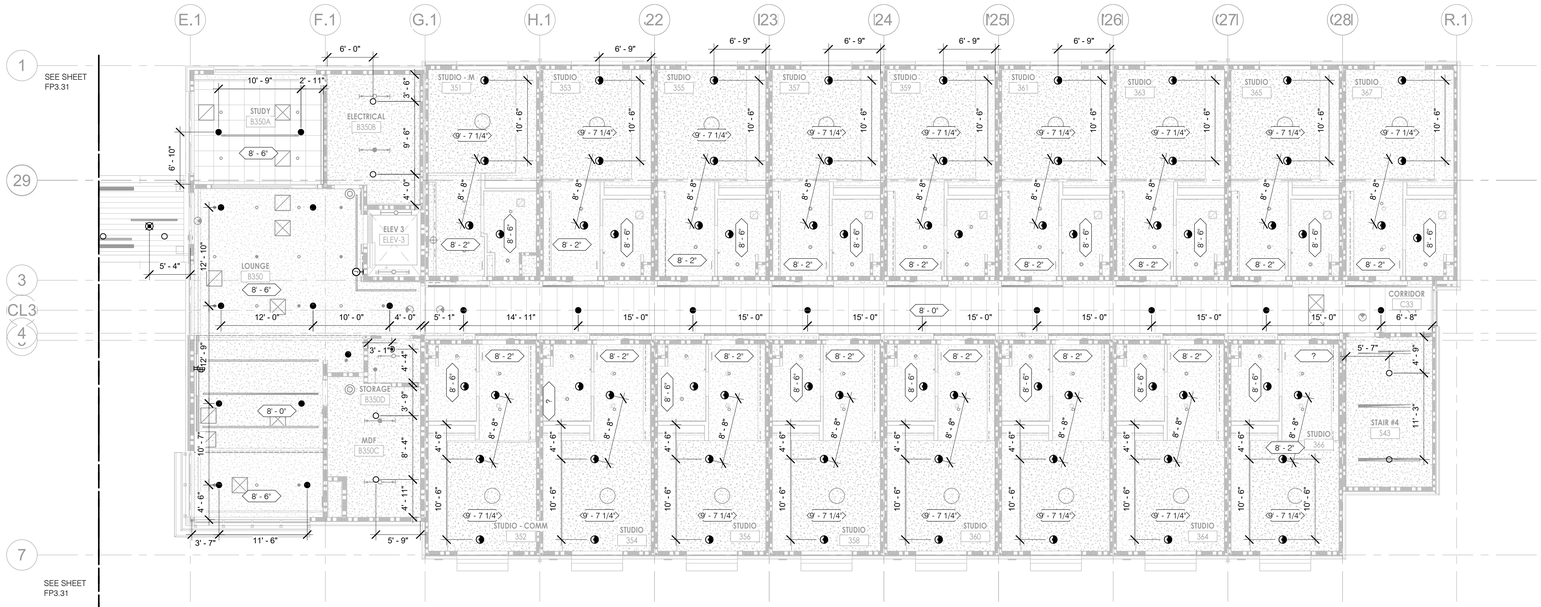

SPRINKLER HEAD SCHEDULE AND LEGEND

SYMBOL	LOCATION	MANUFACTURER	SIN	K-FACTOR	SR/QR	TYPE	TEMP.	FINISH	THREAD SIZE	COMMENTS
○	EXPOSED AREAS	VIKING	VK3001	5.6	QR	SSU	200°	BRASS	1/2"	EXPOSED UPRIGHT SPRINKLER
◍	ACT AND GYP. CEILINGS	VIKING	VK4621	5.6	QR	SSP	155°	BRASS	1/2"	CONCEALED PENDENT WITH WHITE FLAT COVER PLATE
⊠	EXTERIOR CEILINGS	VIKING	VK3021	5.6	QR	SSP	200°	ENT	1/2"	SEMI-RECESSED PENDENT, WITH (ENT) COATING
⊙	ACT AND GYP. CEILINGS	VIKING	VK302	5.6	QR	SSP	155°	WHITE	1/2"	EXPOSED PENDENT SPRINKLER
◐	ACT AND GYP. CEILINGS	VIKING	VK468	4.9	QR	RESIDENTIAL PENDENT	155°	WHITE	1/2"	SEMI-RECESSED RESEIDENTIAL PENDENT

KEY PLAN

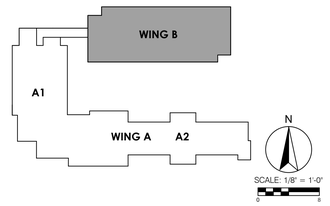

DSA STAMP

IDENTIFICATION STAMP
DIV. OF THE STATE ARCHITECT
APP: 03-123205 INC: 02
REVIEWED FOR
SS ☑ FLS ☑ ACS ☑
DATE: 02/01/2024

hpi architecture
www.hpiarchitecture.com
115 22nd street
Newport Beach, CA
92663
o: 949.675.6442

SEAL

LICENSED ARCHITECT
AMMAR NAJI SARSAM
C-30902
12/31/2025
RENEWAL DATE
STATE OF CALIFORNIA

CONSULTANTS

P2S ENG
Long Beach // Irvine // Los Angeles
San Diego // San Jose // Seattle
p2sinc.com

STRUCTURAL PROFESSIONAL ENGINEER
MOHAMMAD AMIN
NO. M40828
STRUCTURAL
STATE OF CALIFORNIA

PROJECT TITLE
COMPTON COLLEGE STUDENT HOUSING
INCREMENT 2 OF 2 - BUILDING & ASSOCIATED SITE WORK
1111 E. ARTESIA BLVD., COMPTON, CA 90221

Compton College

ISSUED

#	DATE	DESCRIPTION
	10/19/2023	DSA BACKCHECK SUBMITTAL

PROJECT IDENTIFICATION

THE DRAWINGS IN THE SHEET INDEX WERE ORIGINALLY CREATED IN AUTODESK REVIT V. 2018 UNLESS OTHERWISE NOTED.

THE ORIGINAL SIZE OF THIS SHEET IS 30" X 42".

THESE DRAWINGS AND SPECIFICATIONS ARE THE PROPERTY AND COPYRIGHT OF THE ARCHITECT AND SHALL NOT BE USED ON ANY OTHER PROJECT OR LOCATIONS EXCEPT AS DESCRIBED ON THE DRAWINGS, WITHOUT WRITTEN AGREEMENT WITH THE ARCHITECT.

© HPI ARCHITECTURE 2022

SHEET TITLE
WING B - PARTIAL RCP - LEVEL 3 - B

SHEET NUMBER
FP3.33

CONSTRUCTION DOCUMENTS

12/22/2023 9:20:41 AM Autodesk Docs://Compton College Student Housing/Compton College Student Housing_MEP.rvt

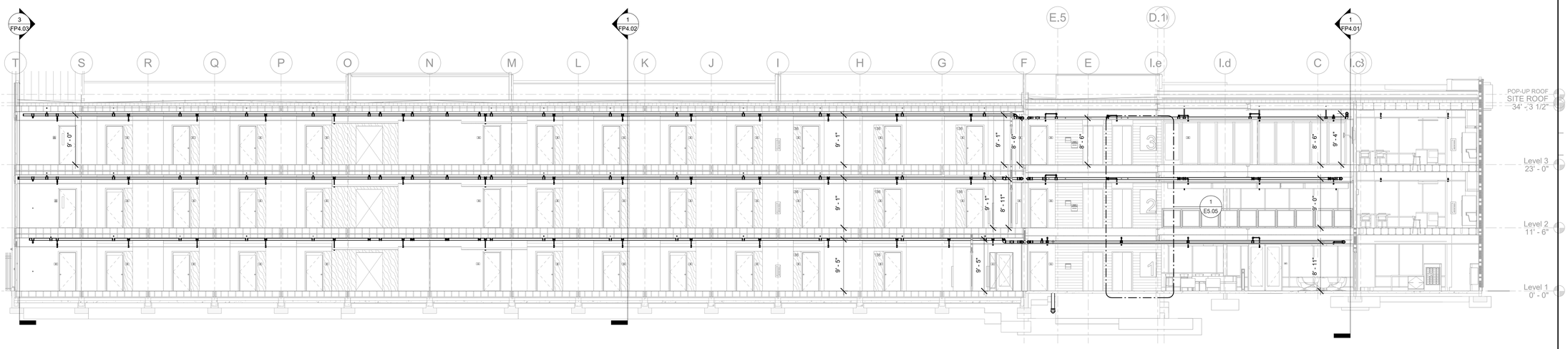

3 WING A2 - SECTION VIEW 1

SCALE: 1/8" = 1'-0"

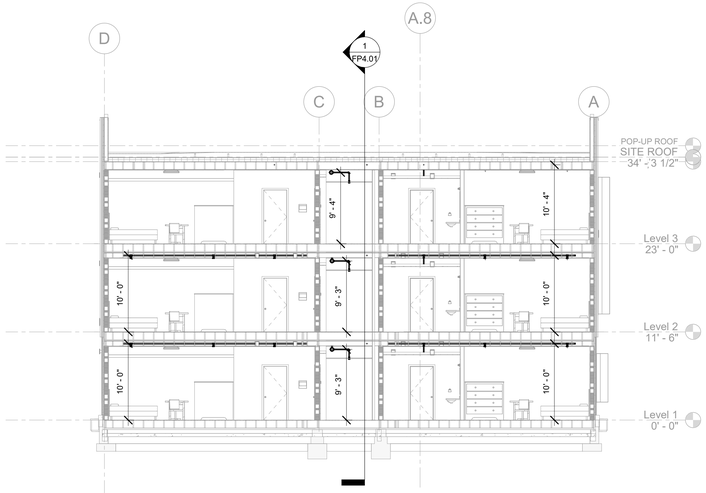

2 WING A1- SECTION VIEW 2

SCALE: 1/8" = 1'-0"

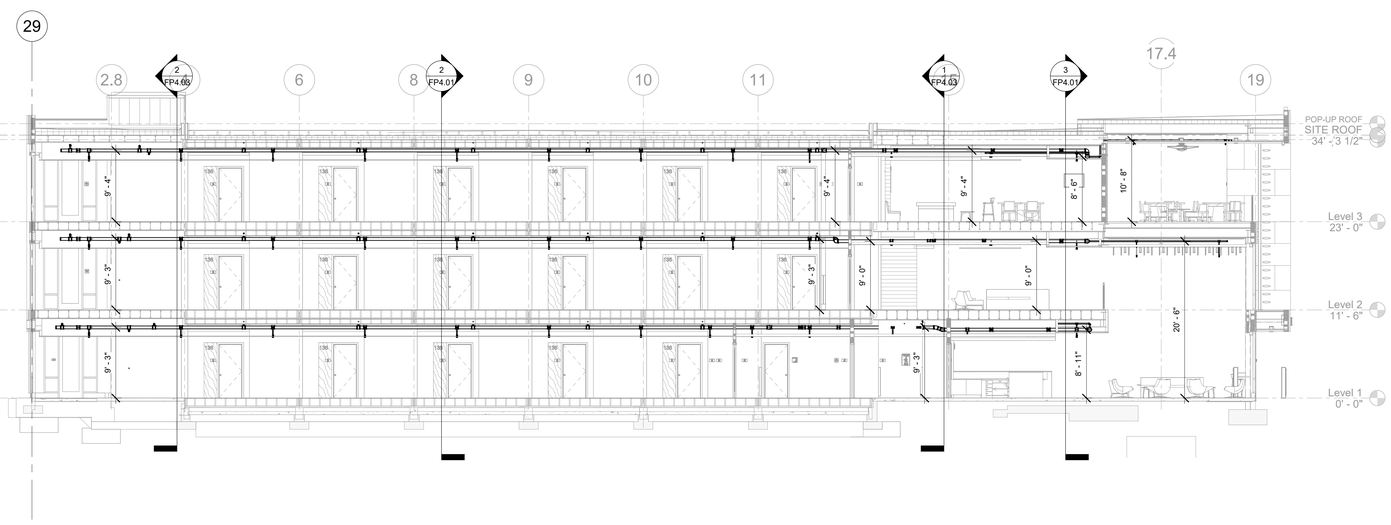

1 WING A1- SECTION VIEW 1

SCALE: 1/8" = 1'-0"

DSA STAMP

IDENTIFICATION STAMP
DIV. OF THE STATE ARCHITECT
APP: 03-123205 INC: 02
REVIEWED FOR
SS ☑ FLS ☑ ACS ☑
DATE: 02/01/2024

HPI architecture
www.hpiarchitecture.com
115 22nd street
Newport Beach, CA
92663
o: 949.675.6442

SEAL

LICENSED ARCHITECT
AMMAR NAJI SARSAM
C-30902
12/31/2025
RENEWAL DATE
STATE OF CALIFORNIA

CONSULTANTS

P2S ENG

Long Beach // Irvine // Los Angeles
San Diego // San Jose // Seattle

p2sinc.com

STRUCTURAL PROFESSIONAL ENGINEER
MOHAMED ATEF ELMENAN
NO. M40828
MECHANICAL
STATE OF CALIFORNIA

PROJECT TITLE
COMPTON COLLEGE
STUDENT HOUSING
INCREMENT 2 OF 2 - BUILDING & ASSOCIATED SITE WORK
1111 E. ARTESIA BLVD., COMPTON, CA 90221

Compton College

ISSUED

#	DATE	DESCRIPTION
	10/19/2023	DSA BACKCHECK SUBMITTAL

PROJECT IDENTIFICATION

THE DRAWINGS IN THE SHEET INDEX WERE ORIGINALLY CREATED IN AUTODESK REVIT V. 2018 UNLESS OTHERWISE NOTED.

THE ORIGINAL SIZE OF THIS SHEET IS 30" X 42".

THESE DRAWINGS AND SPECIFICATIONS ARE THE PROPERTY AND COPYRIGHT OF THE ARCHITECT AND SHALL NOT BE USED ON ANY OTHER PROJECT OR LOCATIONS EXCEPT AS DESCRIBED ON THE DRAWINGS, WITHOUT WRITTEN AGREEMENT WITH THE ARCHITECT.

© HPI ARCHITECTURE 2022

SHEET TITLE
SECTIONS

SHEET NUMBER

FP4.01

CONSTRUCTION DOCUMENTS

12/22/2023 9:20:45 AM Autodesk Docs://Compton College Student Housing/Compton College Student Housing_MEP.rvt

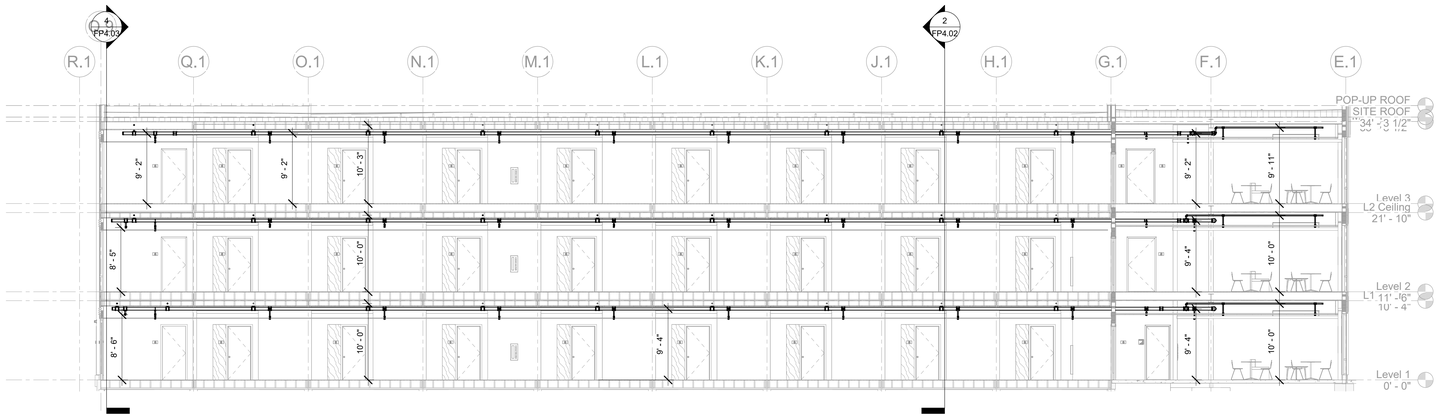

3 WING B - SECTION VIEW 2

SCALE: 1/8" = 1'-0"

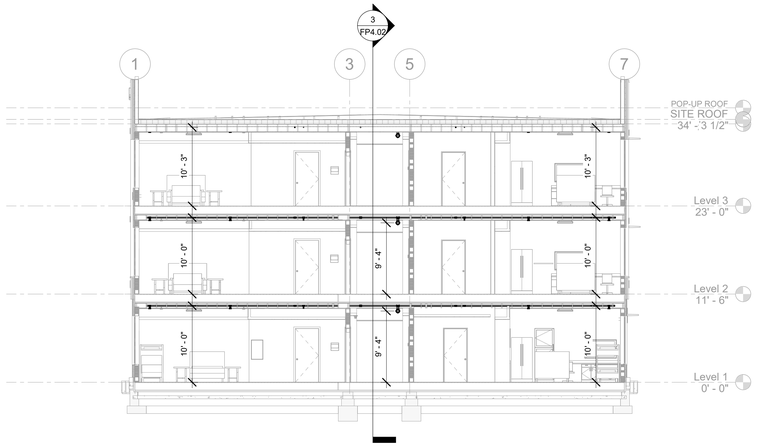

2 WING B - SECTION VIEW 1

SCALE: 1/8" = 1'-0"

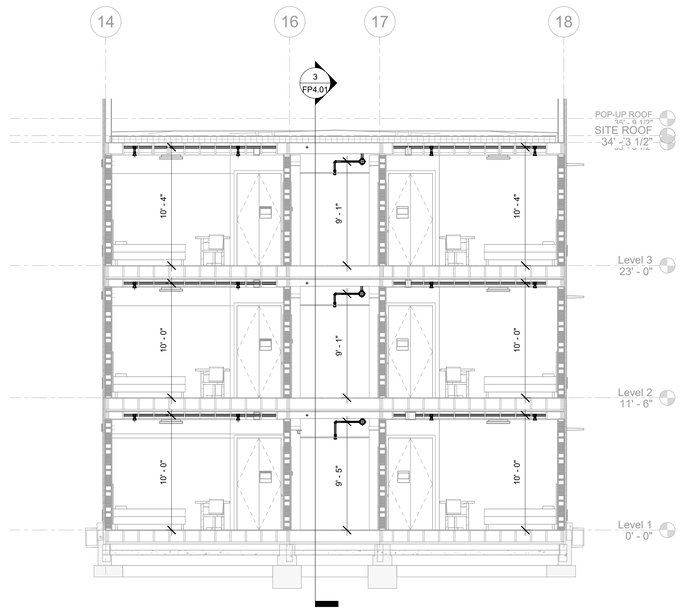

1 WING A2- SECTION VIEW 2

SCALE: 3/16" = 1'-0"

DSA STAMP

IDENTIFICATION STAMP
DIV. OF THE STATE ARCHITECT
APP: 03-123205 INC: 02
REVIEWED FOR
SS ☑ FLS ☑ ACS ☑
DATE: 02/01/2024

architecture
www.hpiarchitecture.com
115 22nd street
Newport Beach, CA
92663
o: 949.675.6442

SEAL

LICENSED ARCHITECT
AMMAR NAJI SARSAM
C-30902
12/31/2025
RENEWAL DATE
STATE OF CALIFORNIA

CONSULTANTS

P2S ENG

Long Beach // Irvine // Los Angeles
San Diego // San Jose // Seattle

p2sinc.com

STRUCTURAL PROFESSIONAL ENGINEER
ANDRES J. MENDEZ
NO. M40828
MECHANICAL
STATE OF CALIFORNIA

PROJECT TITLE
COMPTON COLLEGE
STUDENT HOUSING
INCREMENT 2 OF 2 - BUILDING & ASSOCIATED SITE WORK
1111 E. ARTESIA BLVD., COMPTON, CA 90221

Compton College

ISSUED

#	DATE	DESCRIPTION
	10/19/2023	DSA BACKCHECK SUBMITTAL

PROJECT IDENTIFICATION

THE DRAWINGS IN THE SHEET INDEX WERE ORIGINALLY CREATED IN AUTODESK REVIT V. 2018 UNLESS OTHERWISE NOTED.

THE ORIGINAL SIZE OF THIS SHEET IS 30" X 42".

THESE DRAWINGS AND SPECIFICATIONS ARE THE PROPERTY AND COPYRIGHT OF THE ARCHITECT AND SHALL NOT BE USED ON ANY OTHER PROJECT OR LOCATIONS EXCEPT AS DESCRIBED ON THE DRAWINGS, WITHOUT WRITTEN AGREEMENT WITH THE ARCHITECT.

© HPI ARCHITECTURE 2022

SHEET TITLE
SECTIONS

SHEET NUMBER

FP4.02

CONSTRUCTION DOCUMENTS

12/22/2023 9:20:48 AM Autodesk Docs://Compton College Student Housing/Compton College Student Housing_MEP.rvt

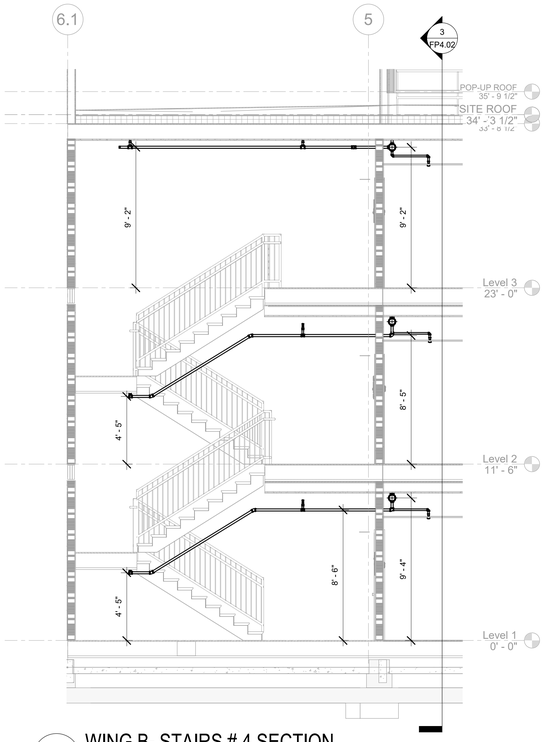

4 WING B- STAIRS # 4 SECTION

SCALE: 1/4" = 1'-0"

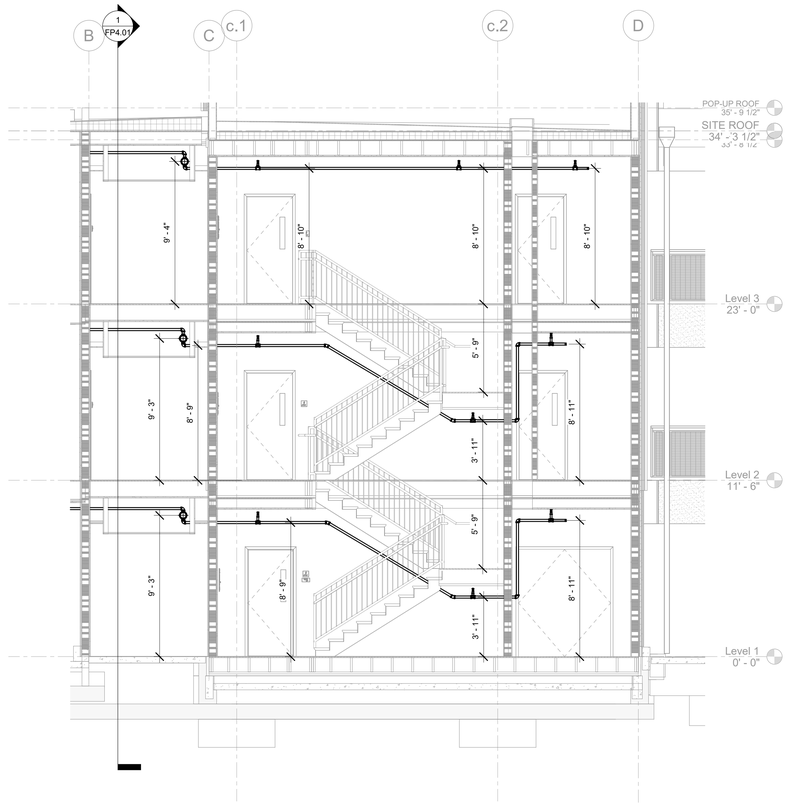

2 WING A1- STAIRS # 2 SECTION

SCALE: 1/4" = 1'-0"

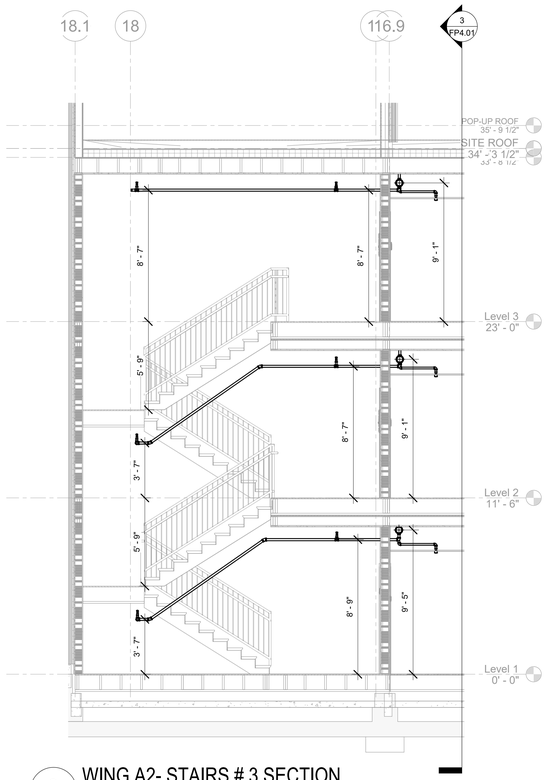

3 WING A2- STAIRS # 3 SECTION

SCALE: 1/4" = 1'-0"

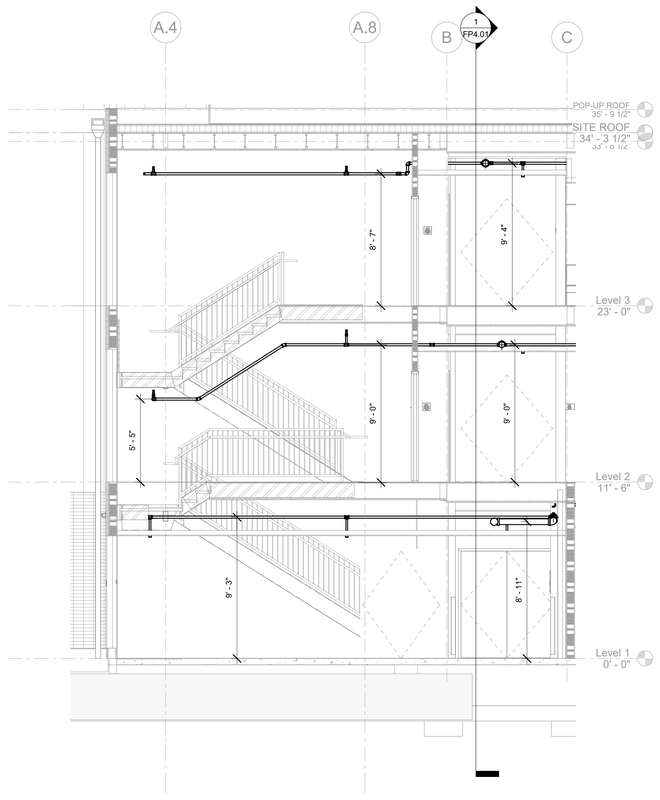

1 WING A1- STAIRS # 1 SECTION

SCALE: 1/4" = 1'-0"

DSA STAMP

IDENTIFICATION STAMP
DIV. OF THE STATE ARCHITECT
APP: 03-123205 INC: 02
REVIEWED FOR
SS ☑ FLS ☑ ACS ☑
DATE: 02/01/2024

architecture
www.hpiarchitecture.com
115 22nd street
Newport Beach, CA
92663
o: 949.675.6442

SEAL

LICENSED ARCHITECT
AMMAR NAJI SARSAM
C-30902
12/31/2025
RENEWAL DATE
STATE OF CALIFORNIA

CONSULTANTS

P2S ENG

Long Beach // Irvine // Los Angeles
San Diego // San Jose // Seattle

p2sinc.com

STRUCTURAL PROFESSIONAL ENGINEER
ANDRES TIMOTEO
NO. M43828
MECHANICAL
STATE OF CALIFORNIA

PROJECT TITLE
COMPTON COLLEGE
STUDENT HOUSING
INCREMENT 2 OF 2 - BUILDING & ASSOCIATED SITE WORK
1111 E. ARTESIA BLVD., COMPTON, CA 90221

Compton College

ISSUED

#	DATE	DESCRIPTION
	10/19/2023	DSA BACKCHECK SUBMITTAL

PROJECT IDENTIFICATION

THE DRAWINGS IN THE SHEET INDEX WERE ORIGINALLY CREATED IN AUTODESK REVIT V. 2018 UNLESS OTHERWISE NOTED.

THE ORIGINAL SIZE OF THIS SHEET IS 30" X 42".

THESE DRAWINGS AND SPECIFICATIONS ARE THE PROPERTY AND COPYRIGHT OF THE ARCHITECT AND SHALL NOT BE USED ON ANY OTHER PROJECT OR LOCATIONS EXCEPT AS DESCRIBED ON THE DRAWINGS, WITHOUT WRITTEN AGREEMENT WITH THE ARCHITECT.

© HPI ARCHITECTURE 2022

SHEET TITLE
SECTIONS

SHEET NUMBER

FP4.03

CONSTRUCTION DOCUMENTS

12/22/2023 9:20:57 AM Autodesk Docs://Compton College Student Housing/Compton College Student Housing_MEP.rvt

TOLBrace™ Seismic Bracing Calculations

V8.8.123

Project Address: COMPTON COLLEGE STUDENT HI
1111 E. ARTESIA BLVD.
COMPTON, CA 90221
Job # j22-0763

Contractor:
Address:
Phone:
Licence:

EATON — Powering Business Worldwide

Calculations based on 2022 NFPA Pamphlet #13

Brace Information

Maximum Brace Length	7' 0" (2.134 m)
Diameter of Brace	1"
Type of Brace	Sch.40
Angle of Brace	45° Min.
Least Rad. of Gyration	0.42" (11 mm)
L/R Value	200
Max Horizontal Load	1310 lbs (594 kg)

Fastener Information

Orientation to Connecting Surface	NFPA Type E
Fastener	
Type	Thru bolt
Diameter	5/8"
Length	3 1/2"
Maximum Load	685 lbs (311 kg)
Prying Factor	

TOLCO™ Brace Components

TOLCO™ Component	Listed Load	Adjusted Load
Fig. 4L Clamp	2000 lbs (907 kg)	1414 lbs (641 kg)
Fig.980 - 1/2" Universal Swive	2100 lbs (953 kg)	1485 lbs (674 kg)
See Fastener Information		

*Calculation Based on CONCENTRIC Loading
*Please Note: These calculations are for TOLCO™ components only. Use of any other components voids these calculations and the listing of the assembly.

Seismic Brace Assembly Detail

SEE DETAIL 2/FP6.03

Brace Identification on Plans 4" LONGITUDINAL
Brace Type Lateral [ ] Longitudinal [X] 4-Way [ ]

Sprinkler System Load Calculation (Fpw = CpWp)
Cp = 0.94

Diameter	Type	Length	Total Length	Weight Per Unit Length	Total Weight
4" (100 mm)	Sch. 10	15 ft (4.6 m)	15 ft (4.6 m)	11.78 lb/ft (17.53 kg/m)	177 lbs (80 kg)

Subtotal Weight	177 lbs (80 kg)
Wp (incl. 15%)	204 lbs (92 kg)
Total (Fpw)	191 lbs (87 kg)
Maximum Fpw per 18.5.5.2 (if applicable)	N/A

Main Size	Type/Sch.	Spacing (ft)
4"	Sch. 10	15

TOLBrace™ Version 81 — Use of TOLBrace™ is subject to terms and conditions per the end user license agreement

2 4" LONGITUDINAL TO WOOD

SCALE:
NONE

TOLBrace™ Seismic Bracing Calculations

V8.8.123

Project Address: COMPTON COLLEGE STUDENT HI
1111 E. ARTESIA BLVD.
COMPTON, CA 90221
Job # j22-0763

Contractor:
Address:
Phone:
Licence:

EATON — Powering Business Worldwide

Calculations based on 2022 NFPA Pamphlet #13

Brace Information

Maximum Brace Length	7' 0" (2.134 m)
Diameter of Brace	1"
Type of Brace	Sch.40
Angle of Brace	45° Min.
Least Rad. of Gyration	0.42" (11 mm)
L/R Value	200
Max Horizontal Load	1310 lbs (594 kg)

Fastener Information

Orientation to Connecting Surface	NFPA Type E
Fastener	
Type	THRU BOLT
Diameter	5/8"
Length	3 1/2"
Maximum Load	685 lbs (311 kg)
Prying Factor	

TOLCO™ Brace Components

TOLCO™ Component	Listed Load	Adjusted Load
Fig. 4L Clamp	1000 lbs (454 kg)	707 lbs (321 kg)
Fig.980 - 1/2" Universal Swive	2100 lbs (953 kg)	1485 lbs (674 kg)
See Fastener Information		

*Calculation Based on CONCENTRIC Loading
*Please Note: These calculations are for TOLCO™ components only. Use of any other components voids these calculations and the listing of the assembly.

Seismic Brace Assembly Detail

SEE DETAIL 1/FP6.03

Brace Identification on Plans 4" LATERAL
Brace Type Lateral [X] Longitudinal [ ] 4-Way [ ]

Sprinkler System Load Calculation (Fpw = CpWp)
Cp = 0.94

Diameter	Type	Length	Total Length	Weight Per Unit Length	Total Weight
4" (100 mm)	Sch. 10	15 ft (4.6 m)	15 ft (4.6 m)	11.78 lb/ft (17.53 kg/m)	177 lbs (80 kg)
1.25" (32 mm)	Sch. 40	20 ft (6.1 m)	20 ft (6.1 m)	2.93 lb/ft (4.36 kg/m)	59 lbs (27 kg)
1.25" (32 mm)	CPVC	100 ft (30.5 m)	100 ft (30.5 m)	1.079031 lb/ft (1.61 kg/m)	108 lbs (49 kg)
1" (25 mm)	CPVC	100 ft (30.5 m)	100 ft (30.5 m)	0.674355 lb/ft (1 kg/m)	67 lbs (30 kg)
1" (25 mm)	Sch. 40	20 ft (6.1 m)	20 ft (6.1 m)	2.05 lb/ft (3.05 kg/m)	41 lbs (19 kg)

Subtotal Weight	452 lbs (205 kg)
Wp (incl. 15%)	520 lbs (236 kg)
Total (Fpw)	489 lbs (222 kg)
Maximum Fpw per 18.5.5.2 (if applicable)	1635 lb (741 kg)

Main Size	Type/Sch.	Spacing (ft)
4"	Sch. 10	15

TOLBrace™ Version 81 — Use of TOLBrace™ is subject to terms and conditions per the end user license agreement

1 4" LATERAL TO WOOD

SCALE:
NONE

DSA STAMP

IDENTIFICATION STAMP
DIV. OF THE STATE ARCHITECT
APP: 03-123205 INC: 02
REVIEWED FOR
SS ☑ FLS ☑ ACS ☑
DATE: 02/01/2024

architecture
www.hpiarchitecture.com
115 22nd street
Newport Beach, CA
92663
o: 949.675.6442

SEAL

LICENSED ARCHITECT
AMMAR NAJI SARSAM
C-30902
12/31/2025
RENEWAL DATE
STATE OF CALIFORNIA

CONSULTANTS

P2S ENG
Long Beach // Irvine // Los Angeles
San Diego // San Jose // Seattle
p2sinc.com

REGISTERED PROFESSIONAL ENGINEER
Marcos Jimenez
NO. M40828
MECHANICAL
STATE OF CALIFORNIA

PROJECT TITLE
COMPTON COLLEGE
STUDENT HOUSING
INCREMENT 2 OF 2 - BUILDING & ASSOCIATED SITE WORK
1111 E. ARTESIA BLVD., COMPTON, CA 90221

ISSUED

#	DATE	DESCRIPTION
	10/19/2023	DSA BACKCHECK SUBMITTAL

PROJECT IDENTIFICATION

THE DRAWINGS IN THE SHEET INDEX WERE ORIGINALLY CREATED IN AUTODESK REVIT V. 2018 UNLESS OTHERWISE NOTED.

THE ORIGINAL SIZE OF THIS SHEET IS 30" X 42".

THESE DRAWINGS AND SPECIFICATIONS ARE THE PROPERTY AND COPYRIGHT OF THE ARCHITECT AND SHALL NOT BE USED ON ANY OTHER PROJECT OR LOCATIONS EXCEPT AS DESCRIBED ON THE DRAWINGS, WITHOUT WRITTEN AGREEMENT WITH THE ARCHITECT.

© HPI ARCHITECTURE 2022

SHEET TITLE
ZOI CALCULATION

SHEET NUMBER
FP5.01

CONSTRUCTION DOCUMENTS

12/22/2023 9:20:58 AM Autodesk Docs://Compton College Student Housing/Compton College Student Housing_MEP.rvt

System No. W-L-2551
July 09, 2015

F Ratings — 1 and 2 Hr (See Item 1)
T Ratings — 0, 1 and 2 Hr (See Item 1)

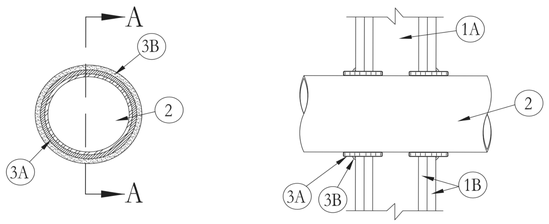

SECTION A-A

NOTES	
1	FIRE RATED WALL ASSEMBLY.
2	1"-2" NON METALLIC PIPE. THE MAXIMUM PIPE SIZE IS 2"
3	THE MAXIMUM ANNULAR SPACE IS 2". THE MINIMUM ANNULAR SPACE IS 3/4". HILTI FS-ONE MAX SEALANT TO FILL ANNULAR SPACE TO MAX EXTENT POSSIBLE.

6 CPVC PENETRATION THRU FIRE RATED WALL
NO SCALE

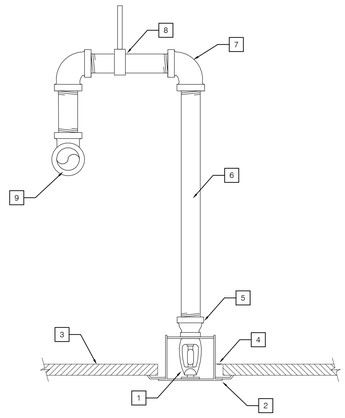

NOTES			
1	STANDARD SPRAY CONCEALED PENDANT SPRINKLER HEAD.	6	1" DROP.
2	COVER PLATE, TO MATCH CEILINGS.	7	90 DEGREE ELBOW.
3	SUSPENDED CEILING TILE.	8	ARMOVER. PROVIDE HANGER SUPPORT IF CUMULATIVE HORIZONTAL LENGTH OF ARMOVER EXCEEDS 12" PER 2022 NFPA13 17.4.3.5.1.
4	PROVIDE 1" ANNULAR CLEARANCE AS REQUIRED BY DSA IR 25-2.13, 2.6c.	9	TYPICAL BRANCHLINE.
5	1" X $\frac{1}{2}$" REDUCER.		

4 ARM-OVER TO CONCEALED SPRINKLER HEAD
NO SCALE

FOR PENDENT SPRINKLER

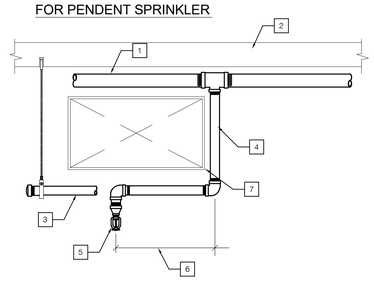

NOTES			
1	SPRINKLER BRANCHLINE PER PLAN.	5	SPRINKLER HEAD PER PLAN.
2	STRUCTURE.	6	2'-0" MAX. W/O SUPPORT.
3	1" TEE, PIPE AND CAP. CAP EXTEND TO HANGER (AS REQUIRED).	7	DUCT.
4	1" ARMOVER.		

2 PENDENT BELOW OBSTRUCTION
NO SCALE

System No. W-L-1001
June 15, 2005
F Ratings – 1, 2, 3 and 4 Hr (See Items 2 and 3)
T Ratings – 0, 1, 2, 3, and 4 Hr (See Item 3)
L Rating At Ambient – less than 1 CFM/sq ft
L Rating At 400 F – less than 1 CFM/sq ft

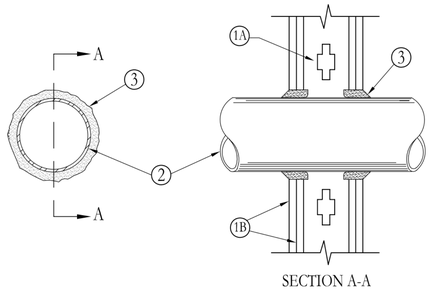

SECTION A-A

DETAIL NOTES			
1.	THE MAXIMUM ANNULAR SPACE TO BE FILLED IS 2". THE MINIMUM ANNULAR SPACE IS 3/4". THE MAXIMUM PIPE SIZE IS A NOMINAL 4".	5.	THE DEPTH OF THE CP 25 CAULKS DEPENDS ON THE INSULATION THICKNESS: CAULK DEPTH (MIN.) — INSULATION 1" — 1"THICK 2" — 2"-3" THICK
2.	FOR SOLID CONCRETE WALLS, 3M/CP 25 CAULK MAY BE CENTERED IN THE WALL WITH DAMMING MATERIAL ON BOTH SIDES OF THE CAULK.	6.	IF WATER PIPE IS INSULATED, CAULK PIPE OUTSIDE OF PIPE INSULATION.
3.	USE CP 25S/LISELF LEVELING) CAULK ON HORIZONTAL SURFACES WHEN SEALING OPENING FROM ABOVE THE PENETRATION. USE CP25N (NO SAG) CAULK ON VERTICAL SURFACES AND ON HORIZONTAL SURFACES WHEN SEALING OPENINGS FROM BELOW. USE CP 25WB CAULK ON EITHER APPLICATION.		
4.	SHRINKAGE OF CP 25 CAULKS IS ACCEPTABLE AFTER INITIAL WET DEPTH INSTALLATION.		

5 STEEL PIPE PENETRATION THRU 1-HR OR 2-HR WALL
NO SCALE

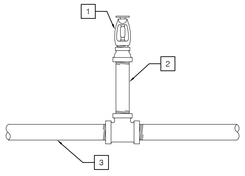

NOTES	
1	STANDARD SPRAY GLASS BULB UPRIGHT SPRINKLER HEAD.
2	RISER NIPPLE OR SPRIG OFF BRANCHLINE.
3	TYPICAL BRANCHLINE.

3 UPRIGHT SPRINKLER ON SPRIG
NO SCALE

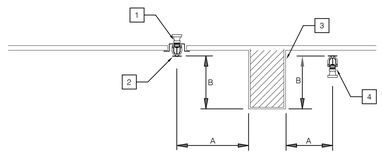

DISTANCE FROM SPRINKLERS TO SIDE OF OBSTRUCTION (A)	MAX. ALLOWANCE DISTANCE OF DEFLECTOR ABOVE BOTTOM OF OBSTRUCTION (IN.) (B)
LESS THAN 1 FT.	0
1'-0" TO LESS THAN 1'-6"	2-1/2
1'-6" TO LESS THAN 2'-0"	3-1/2
2'-0" TO LESS THAN 2'-6"	5-1/2
2'-6" TO LESS THAN 3'-0"	7-1/2
3'-0" TO LESS THAN 3'-6"	9-1/2
3'-6" TO LESS THAN 4'-0"	12
4'-0" TO LESS THAN 4'-6"	14
4'-6" TO LESS THAN 5'-0"	16-1/2
5'-0" TO LESS THAN 5'-6"	18
5'-6" TO LESS THAN 6'-0"	20
6'-0" TO LESS THAN 6'-6"	24
6'-6" TO LESS THAN 7'-0"	30
7'-0" TO LESS THAN 7'-6"	35

GENERAL NOTE:
NFPA 13 2022 TABLE 10.2.7.1.2 POSITIONING OF SPRINKLERS TO AVOID OBSTRUCTIONS TO DISCHARGE (STANDARD SPRAY UPRIGHT/ STANDARD SPRAY PENDENT (SSU/SSP)

NOTES	
1	SPRINKLER PIPE DROP.
2	PENDENT SPRINKLER HEAD.
3	OBSTRUCTION.
4	UPRIGHT SPRINKLER HEAD.

1 OBSTRUCTION TABLE FOR SSP
NO SCALE

DSA STAMP

IDENTIFICATION STAMP
DIV. OF THE STATE ARCHITECT
APP: 03-123205 INC: 02
REVIEWED FOR
SS ☑ FLS ☑ ACS ☑
DATE: 02/01/2024

architecture
www.hpiarchitecture.com
115 22nd street
Newport Beach, CA
92663
o: 949.675.6442

SEAL

LICENSED ARCHITECT
AMMAR NAJI SARSAM
C-30902
12/31/2025
RENEWAL DATE
STATE OF CALIFORNIA

CONSULTANTS

P2S ENG
Long Beach // Irvine // Los Angeles
San Diego // San Jose // Seattle
p2sinc.com

STRUCTURAL PROFESSIONAL ENGINEER
Andres Jimenez
NO. M40828
MECHANICAL
STATE OF CALIFORNIA

PROJECT TITLE
COMPTON COLLEGE
STUDENT HOUSING
INCREMENT 2 OF 2 - BUILDING & ASSOCIATED SITE WORK
1111 E. ARTESIA BLVD., COMPTON, CA 90221

Compton College

ISSUED		
#	DATE	DESCRIPTION
	10/19/2023	DSA BACKCHECK SUBMITTAL

PROJECT IDENTIFICATION

THE DRAWINGS IN THE SHEET INDEX WERE ORIGINALLY CREATED IN AUTODESK REVIT V. 2018 UNLESS OTHERWISE NOTED.

THE ORIGINAL SIZE OF THIS SHEET IS 30" X 42".

THESE DRAWINGS AND SPECIFICATIONS ARE THE PROPERTY AND COPYRIGHT OF THE ARCHITECT AND SHALL NOT BE USED ON ANY OTHER PROJECT OR LOCATIONS EXCEPT AS DESCRIBED ON THE DRAWINGS, WITHOUT WRITTEN AGREEMENT WITH THE ARCHITECT.

© HPI ARCHITECTURE 2022

SHEET TITLE
DETAILS

SHEET NUMBER
FP6.01

CONSTRUCTION DOCUMENTS

12/22/2023 9:20:58 AM Autodesk Docs://Compton College Student Housing/Compton College Student Housing_MEP.rvt

AT WOOD JOIST OR RAFTER
(NFPA 13, FIG. A.18.6.1 (d))

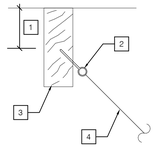

NOTES	
1	TOP HALF OF JOIST.
2	1/4" DIAMETER SCREW EYE WITH FULL THREAD EMBEDMENT.
3	JOIST OR RAFTER.
4	RESTRAINT WIRE.

WOOD JOIST OR RAFTER
(NFPA 13, FIG. A.18.6.1 (d))

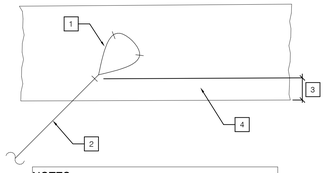

NOTES	
1	THREE 1-1/2" X 9 GALVANIZED STAPLES OR THREE STRONGHOLD "J" NAILS AT EACH WIRE LOOP.
2	RESTRAINT WIRE.
3	1" MINIMUM.
4	JOIST OR RAFTER.

AT WOOD JOIST OR BLOCK
(NFPA 13, FIG. A.18.6.1 (d))

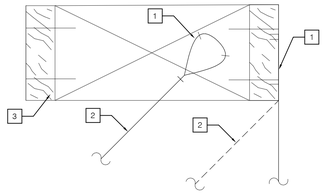

NOTES	
1	THREE 1-1/2" X 9 GALVANIZED STAPLES OR THREE STRONGHOLD "J" NAILS AT EACH WIRE LOOP (TYP).
2	RESTRAINT WIRE (TYP).
3	2" BLOCKING W/2 16D COMMON NAILS EACH END.

TYPICAL SADDLE TIE
(NFPA 13, FIG. A.18.6.1 (d))

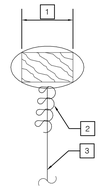

NOTES	
1	DIMENSION GREATER THAN 1/2".
2	4 TIGHT TURNS.
3	SPLAYED SEISMIC BRACING WIRE.

END OF BRANCH LINE SEISMIC RESTRAINT
(NFPA 13, SECTION 18.6.1)

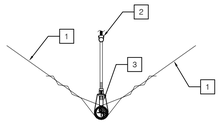

NOTES	
1	NO. 12 WIRE INSTALLED AT LEAST 45 DEGREES FROM THE VERTICAL PLANE AND ANCHORED ON BOTH SIDES OF PIPE (209 LB MAXIMUM LOAD).
2	SWIVEL ATTACHMENT, TOLCO FIG. 75.
3	SURGE RESTRAINER, TOLCO FIG. 25 (TYP).

ALTERNATE END OF BRANCH LINE SEISMIC RESTRAINT
(NFPA 13, SECTION 18.6.1)

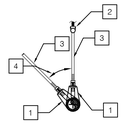

NOTES	
1	SURGE RESTRAINER, TOLCO FIG. 25 (TYP). VERTICAL AND SLOPED HANGER SHALL BE INSTALLED WITHIN 6"
2	SWIVEL ATTACHMENT, TOLCO FIG. 75.
3	3/8" ROD. ALL-THREAD ROD WITH RING HANGER AND SURGE RESTRAINER (TYP). PER NFPA 13 SECTION 18.6.1(5), I/r SHALL NOT EXCEED 400. THUS THE LENGTH OF THE INCLINED HANGER SHALL NOT BE LONGER THAN 37.5'.
4	45° MIN. PER NFPA 13 SECTION 18.6.1.(5)

DENOTES LINE RESTRAINT WITH SPLAY WIRE. SURGE RESTRAINER, RING HANGER, HANGER ROD AND BEAM CLAMP ASSEMBLY FIELD VERIFY WITH INSPECTOR FOR ADDITION OR DELETION OF LINE RESTRAINTS AS REQUIRED BY UNFORESEEN FIELD CONDITIONS.

GENERAL NOTES:
1. THE END SPRINKLER ON A BRANCH LINE SHALL BE RESTRAINED (NFPA 13, 18.6.3, 2022 EDITION.)
2. THE ABOVE DETAILS CAN ALSO BE USED AT 40' INTERVALS WHERE THE UPWARD OR LATERAL MOVEMENT OF THE SYSTEM PIPING WOULD RESULT IN DAMAGE TO THE SPRINKLER THROUGH THE IMPACT AGAINST THE BLDG. STRUCTURE, EQUIPMENT OR FINISH MATERIALS. (NFPA 13, TABLE 18.6.4(a), 2022 EDITION.)

MAXIMUM SPACING OF STEEL PIPE RESTRAINT

PIPE SIZE	MAXIMUM SPACING
1"	26' INTERVALS
1 1/4"	27' INTERVALS
1 1/2"	29' INTERVALS
2"	31' INTERVALS

MAXIMUM SPACING OF CPVC PIPE RESTRAINT

PIPE SIZE	MAXIMUM SPACING
1"	20' INTERVALS
1 1/4"	22' INTERVALS
1 1/2"	24' INTERVALS
2"	27' INTERVALS

SYMBOL

5 COMBUSTIBLE RESTRAINTS
NO SCALE

MAXIMUM LOADS ON HANGERS				
PIPE SIZE	PIPE TYPE	WEIGHT OF WATER-FILLED PIPE (LBS/FT)[A]	MAX. LENGTH OF PIPE ON SINGLE HANGER (FT)[B]	MAX. LOAD ON SINGLE HANGER (LBS.)
1"	CPVC	0.68	6	4.05
1"	SCH40 STEEL	2.05	12	24.6
1-1/4"	SCH40 STEEL	2.93	12	35.16
1-1/4"	CPVC	1.079	6.5	7.01
2-1/2"	SCH10 STEEL	5.89	15	88.35
4"	SCH10 STEEL	11.78	8[C]	94.24

NOTE:
A. WEIGHT OF WATER FILLED PIPE FROM NFPA 13 2022 EDITION TABLE A.18.5.9 FOR SCH 10 AND SCH 40 PIPE
B. MAX LENGTH OF PIPE SUPPORTED BY SINGLE HANGER PER NFPA 13 2022 EDITION TABLE 17.4.2.1(a)
C. MAX LENGTH OF PIPE SUPPORTED BY SINGLE HANGER DETERMINED THROUGH COORDINATION WITH SEOR NOT TO EXCEED 200 LB DEAD LOAD ON SINGLE HANGER.

4 MAX LOADS ON HANGERS
NO SCALE

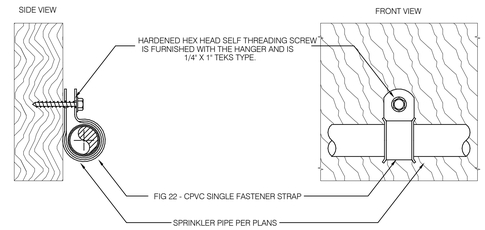

FIG 22 - CPVC SINGLE FASTENER STRAP

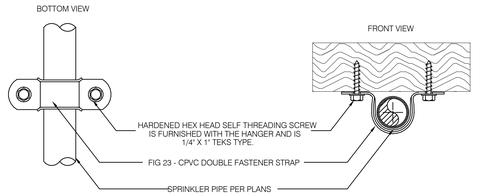

FIG 23 - CPVC DOUBLE FASTENER STRAP

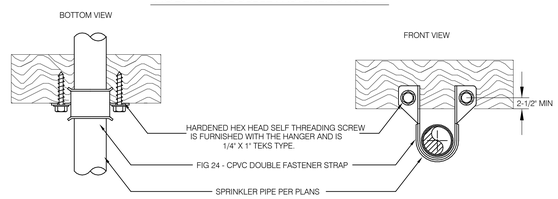

FIG 24 - CPVC DOUBLE FASTENER STRAP - SIDE MOUNT

PIPE HANGER SPACING	
PIPE SIZE	MAX. SPACING
1"	6'-0"
1 1/4".....	6'-6"
1 1/2".....	7'-0"
2".....	8'-0"

SYMBOL

3 CPVC PIPE HANGER DETAIL - UP TO 2"
NO SCALE

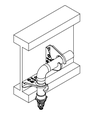

Fig. 27B
(1) Required High Side of Hanger Application

Hanger Application

SYMBOL

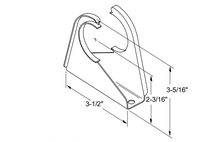

Fig. 27B
(2) Required

Hanger and Restraint Application

SYMBOL

2 CPVC PIPE RESTRAINT DETAIL - UP TO 2"
NO SCALE

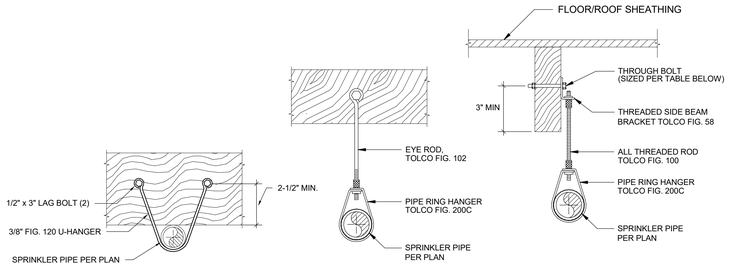

PIPE HANGER SPACING	
PIPE SIZE	MAX. SPACING
1" CPVC	6'-0"
1" SCH40 STEEL.....	12'-0"
1 1/4" CPVC	6'-6"
1 1/4" SCH40 STEEL...	12'-0"
4" SCH40 STEEL	8'-0"

ROD MATERIAL DIAMETER	
PIPE SIZE	ROD SIZE
2" & SMALLER..	3/8"
2.5"-6".....	1/2"

THROUGH BOLT/ LAG SCREW SIZE		
PIPE SIZE	BOLT SIZE	LAG SCREW LENGTH
4" & SMALLER.....	3/8"	2-1/2"
6".....	1/2"	3"

SYMBOL

1 STEEL PIPE HANGER DETAIL - UP TO 6"
NO SCALE

DSA STAMP

IDENTIFICATION STAMP
DIV. OF THE STATE ARCHITECT
APP: 03-123205 INC: 02
REVIEWED FOR
SS ☑ FLS ☑ ACS ☑
DATE: 02/01/2024

architecture
www.hpiarchitecture.com
115 22nd street
Newport Beach, CA
92663
o: 949.675.6442

SEAL

LICENSED ARCHITECT
AMMAR NAJI SARSAM
C-30902
12/31/2025
RENEWAL DATE
STATE OF CALIFORNIA

CONSULTANTS

P2S ENG
Long Beach // Irvine // Los Angeles
San Diego // San Jose // Seattle
p2sinc.com

STRUCTURAL PROFESSIONAL OF RECORD
MARK J. MENZIES
NO. M40828
REGISTERED
STRUCTURAL ENGINEER
STATE OF CALIFORNIA

PROJECT TITLE
COMPTON COLLEGE STUDENT HOUSING
INCREMENT 2 OF 2 - BUILDING & ASSOCIATED SITE WORK
1111 E. ARTESIA BLVD., COMPTON, CA 90221

Compton College

ISSUED

#	DATE	DESCRIPTION
	10/19/2023	DSA BACKCHECK SUBMITTAL

PROJECT IDENTIFICATION
THE DRAWINGS IN THE SHEET INDEX WERE ORIGINALLY CREATED IN AUTODESK REVIT V. 2018 UNLESS OTHERWISE NOTED.

THE ORIGINAL SIZE OF THIS SHEET IS 30" X 42".

THESE DRAWINGS AND SPECIFICATIONS ARE THE PROPERTY AND COPYRIGHT OF THE ARCHITECT AND SHALL NOT BE USED ON ANY OTHER PROJECT OR LOCATIONS EXCEPT AS DESCRIBED ON THE DRAWINGS, WITHOUT WRITTEN AGREEMENT WITH THE ARCHITECT.

© HPI ARCHITECTURE 2022

SHEET TITLE
DETAILS

SHEET NUMBER
FP6.02

CONSTRUCTION DOCUMENTS

12/22/2023 9:20:59 AM Autodesk Docs://Compton College Student Housing/Compton College Student Housing_MEP.rvt

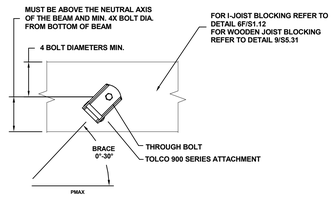

BOLT DIAMETER	ALLOWABLE STRENGTH DESIGN
	MAX. HORIZONTAL LOAD (P MAX) BRACE ANGLE MEASURED FROM HORIZONTAL (LB)
	60°-90°
1/2" x 1 1/2"	310
5/8" x 3 1/2"	635

4 STRUCTURAL ATTACHMENT PARALLEL TO WOOD

NO SCALE

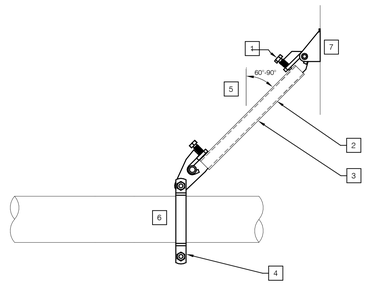

NOTES			
1	TOLCO FIG. 980 SWAY BRACE ATTACHMENT.	5	VERTICAL SEISMIC BRACE (VSB) NOT REQUIRED IF HSB IS INSTALLED AT A MINIMUM ANGLE OF 45 DEGREES FROM VERTICAL.
2	1" SCH. 40 STEEL PIPE.	6	2-1/2"-4" PIPE SIZE MAX.
3	HORIZONTAL SEISMIC BRACE (HSB)	7	SEE DETAIL 3 & 4 / FP6.03 FOR STRUCTURAL ATTACHMENTS.
4	TOLCO FIG. 4L LONGITUDINAL "IN-LINE" SWAY BRACE ATTACHMENT. SINGLE BRACE MUST BE INSTALLED WITHIN 6° OF VERTICAL SEISMIC BRACE.		

2 LONGITUDINAL BRACE WITH "IN-LINE" CLAMP

SYMBOL: 1 A OR A

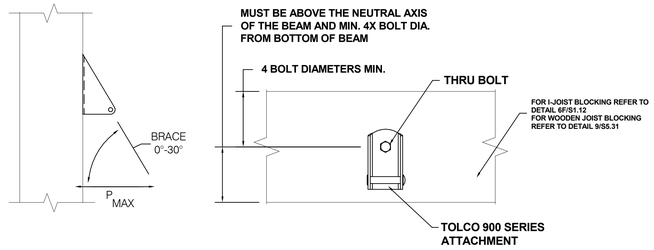

BOLT DIAMETER	ALLOWABLE STRENGTH DESIGN
	MAX. HORIZONTAL LOAD (P MAX) BRACE ANGLE MEASURED FROM HORIZONTAL (LB)
	60°-90°
5/8" x 3 1/2"	685

3 STRUCTURAL ATTACHMENT PERPENDICULAR TO WOOD

NO SCALE

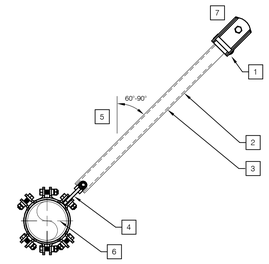

NOTES			
1	TOLCO FIG. 980 SWAY BRACE ATTACHMENT.	5	VERTICAL SEISMIC BRACE (VSB), SAME AS HORIZONTAL SEISMIC BRACE (HSB). VSB NOT REQUIRED IF HSB IS INSTALLED AT A MINIMUM ANGLE OF 45 DEGREES FROM VERTICAL.
2	1" SCH. 40 STEEL PIPE.	6	1"-4" PIPE SIZE MAX.
3	HORIZONTAL SEISMIC BRACE (HSB)	7	SEE DETAIL 3 & 4 / FP6.03 FOR STRUCTURAL ATTACHMENTS.
4	TOLCO FIG. 4L LONGITUDINAL "IN-LINE" SWAY BRACE ATTACHMENT. SINGLE BRACE MUST BE INSTALLED WITHIN 6° OF VERTICAL SEISMIC BRACE.		

1 LATERAL BRACE WITH 4L FAST CLAMP

OPM-0052-13, 10-2-3

SYMBOL: 1 B OR B

DSA STAMP

IDENTIFICATION STAMP
DIV. OF THE STATE ARCHITECT
APP: 03-123205 INC: 02
REVIEWED FOR
SS ☑ FLS ☑ ACS ☑
DATE: 02/01/2024

HPI architecture
www.hpiarchitecture.com
115 22nd street
Newport Beach, CA
92663
o: 949.675.6442

SEAL

LICENSED ARCHITECT
AMMAR NAJI SARSAM
C-30902
12/31/2025
RENEWAL DATE
STATE OF CALIFORNIA

CONSULTANTS

P2S ENG
Long Beach // Irvine // Los Angeles
San Diego // San Jose // Seattle
p2sinc.com

STRUCTURAL ENGINEER
HOSSEIN ARMAN
NO. M43828
MECHANICAL
STATE OF CALIFORNIA

PROJECT TITLE
COMPTON COLLEGE
STUDENT HOUSING
INCREMENT 2 OF 2 - BUILDING & ASSOCIATED SITE WORK
1111 E. ARTESIA BLVD., COMPTON, CA 90221

Compton College

ISSUED		
#	DATE	DESCRIPTION
	10/19/2023	DSA BACKCHECK SUBMITTAL

PROJECT IDENTIFICATION

THE DRAWINGS IN THE SHEET INDEX WERE ORIGINALLY CREATED IN AUTODESK REVIT V. 2018 UNLESS OTHERWISE NOTED.

THE ORIGINAL SIZE OF THIS SHEET IS 30" X 42".

THESE DRAWINGS AND SPECIFICATIONS ARE THE PROPERTY AND COPYRIGHT OF THE ARCHITECT AND SHALL NOT BE USED ON ANY OTHER PROJECT OR LOCATIONS EXCEPT AS DESCRIBED ON THE DRAWINGS, WITHOUT WRITTEN AGREEMENT WITH THE ARCHITECT.

© HPI ARCHITECTURE 2022

SHEET TITLE
DETAILS

SHEET NUMBER
FP6.03

CONSTRUCTION DOCUMENTS

12/22/2023 9:20:59 AM Autodesk Docs://Compton College Student Housing/Compton College Student Housing_MEP.rvt

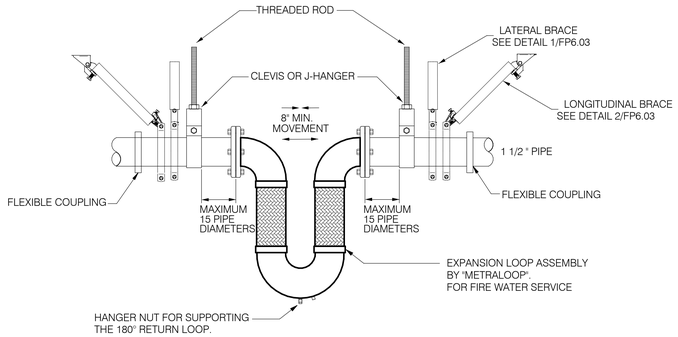

NOTE:

1. SEISMIC BRACING SHALL NOT PASS THROUGH BUILDING SEISMIC AND/OR EXPANSION AND CONTRACTION JOINTS. SEISMIC BRACING SHALL NOT CONNECT OR TIE TOGETHER DIFFERENT SIDES OR PARTS OF THE BUILDING STRUCTURE.
2. INSTALL LOOPS IN HORIZONTAL ORIENTATION WITH THE 180° RETURN SUPPORTED.
3. LATERAL AND LONGITUDINAL BRACE REQUIRED WITHIN 6'-0" ON EACH SIDE OF LOOP.

6 1 1/2" METRAFLEX LOOP SEISMIC JOINT

NO SCALE

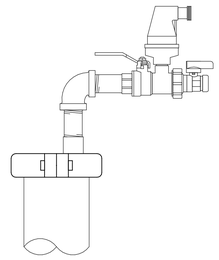

4 AGF AUTOMATIC PURGE VENT (OR EQUIV.)

NO SCALE

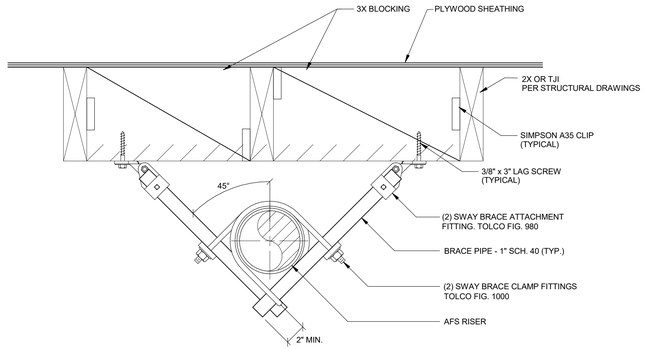

NOTE:

A. UTILIZE TWO LATERAL SEISMIC BRACES FOR 4-WAY RISER BRACE

SYMBOL

2 4-WAY SWAY BRACING

NO SCALE

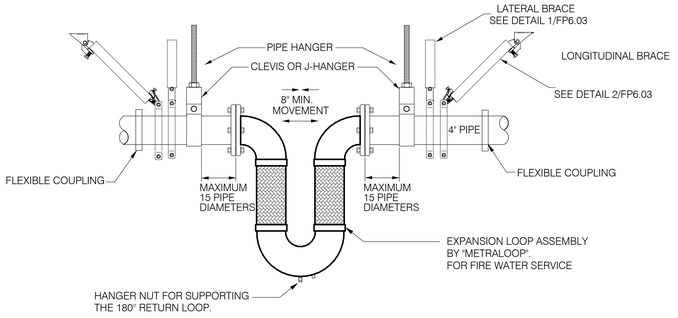

NOTE:

1. SEISMIC BRACING SHALL NOT PASS THROUGH BUILDING SEISMIC AND/OR EXPANSION AND CONTRACTION JOINTS. SEISMIC BRACING SHALL NOT CONNECT OR TIE TOGETHER DIFFERENT SIDES OR PARTS OF THE BUILDING STRUCTURE.
2. INSTALL LOOPS IN HORIZONTAL ORIENTATION WITH THE 180° RETURN SUPPORTED.
3. LATERAL AND LONGITUDINAL BRACE REQUIRED WITHIN 6'-0" ON EACH SIDE OF LOOP.

5 4" METRAFLEX LOOP SEISMIC JOINT

NO SCALE

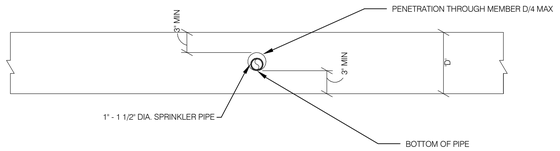

NOTE:

1. SEE STRUCTURAL DETAIL 15 /S1.05 FOR ADDITIONAL LIMITATIONS AND INSTRUCTIONS .
2. PER NFPA13 2022 SECTION 17.1.7.3, HOLES IN STRUCTURAL MEMBERS SHOULD BE PERMITTED SERVE AS HANGER FOR THE SUPPORT OF SYSTEM PIPING.
3. PER NFPA13 2022 SECTION 18.4.10 NO CLEARANCE SHOULD BE REQUIRED WHEN PIPING IS SUPPORTED BY HOLE THOUGH STRUCTURAL MEMBERS AS PERMITTED BY 17.1.7.3 .

3 PIPE SUPPORTED BY STRUCTURAL MEMEBERS - JOISTS

NO SCALE

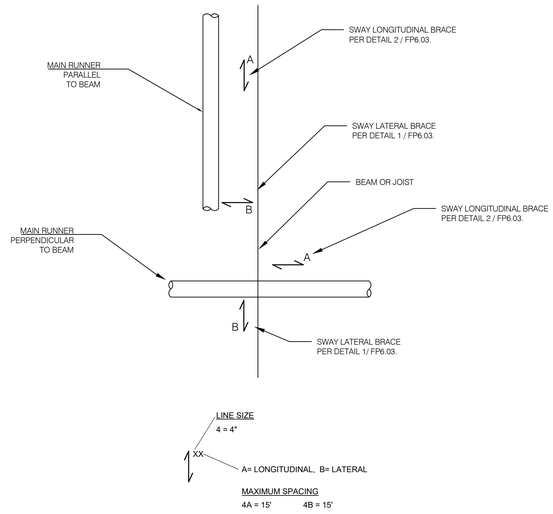

NOTE:

1. WHERE FLEXIBLE COUPLINGS ARE INSTALLED ON MAINS, A LATERAL BRACE SHALL BE PROVIDED WITHIN 24 INCHES OF THE COUPLING.

1 APPLICATION OF SWAY BRACE

NO SCALE

DSA STAMP

IDENTIFICATION STAMP
DIV. OF THE STATE ARCHITECT
APP: 03-123205 INC: 02
REVIEWED FOR
SS ☑ FLS ☑ ACS ☑
DATE: 02/01/2024

architecture
www.hpiarchitecture.com
115 22nd street
Newport Beach, CA
92663
o: 949.675.6442

SEAL

LICENSED ARCHITECT
AMMAR NAJI SARSAM
C-30902
12/31/2025
RENEWAL DATE
STATE OF CALIFORNIA

CONSULTANTS

P2S ENG
Long Beach // Irvine // Los Angeles
San Diego // San Jose // Seattle
p2sinc.com

STRUCTURAL PROFESSIONAL OF RECORD
Mark Ismail
NO. M42828
MECHANICAL
STATE OF CALIFORNIA

PROJECT TITLE
COMPTON COLLEGE
STUDENT HOUSING
INCREMENT 2 OF 2 - BUILDING & ASSOCIATED SITE WORK
1111 E. ARTESIA BLVD., COMPTON, CA 90221

Compton College

ISSUED

#	DATE	DESCRIPTION
	10/19/2023	DSA BACKCHECK SUBMITTAL

PROJECT IDENTIFICATION

THE DRAWINGS IN THE SHEET INDEX WERE ORIGINALLY CREATED IN AUTODESK REVIT V. 2018 UNLESS OTHERWISE NOTED.

THE ORIGINAL SIZE OF THIS SHEET IS 30" X 42".

THESE DRAWINGS AND SPECIFICATIONS ARE THE PROPERTY AND COPYRIGHT OF THE ARCHITECT AND SHALL NOT BE USED ON ANY OTHER PROJECT OR LOCATIONS EXCEPT AS DESCRIBED ON THE DRAWINGS, WITHOUT WRITTEN AGREEMENT WITH THE ARCHITECT.

© HPI ARCHITECTURE 2022

SHEET TITLE
DETAILS

SHEET NUMBER
FP6.04

CONSTRUCTION DOCUMENTS

12/22/2023 9:21:00 AM Autodesk Docs://Compton College Student Housing/Compton College Student Housing_MEP.rvt

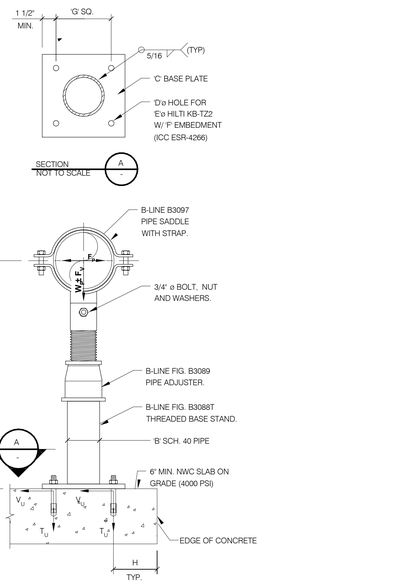

RUN PIPE (IN)	'A' RUN PIPE CENTERLINE (IN)	MAXIMUM VERTICAL LOAD (*) CL (LBS)/ASD	MAXIMUM HORIZONTAL LOAD (*) CL (LBS)/ASD	ADJUSTER (B-LINE B3089) (PIPE SIZE-IN.)	'B' STAND PIPE (IN)	'C' BASEPLATE (IN)	'D' HOLE SIZE FOR ANCHOR (IN. DIA.)	'E' HILTI KB-TZ ANCHOR SIZE (IN)	'F' ANCHOR EMBED. (IN) (Ref)	'G' ANCHOR SPACING (IN)	'H' MIN. ANCHOR TO CONC. EDGE (IN)	T **, (PER ANCHOR (LBS)/JNT O)	V **, (PER ANCHOR (LBS)/JNT O)
4	36	244	192	2-1/2 x 3	3	3/8 x 13-1/2 SQ.	5/8	1/2	2	10 1/2	6	1130	172

* IT IS ACCEPTABLE TO APPLY MAXIMUM HORIZONTAL LOAD CONCURRENTLY WITH MAXIMUM VERTICAL LOAD. THIS CONDITION CORRESPONDS TO A 1.0G HORIZONTAL SEISMIC FORCE AND GRAVITY LOAD WITH 0.27G VERTICAL SEISMIC FORCE.

**MAX. LOAD INCLUDES OVER STRENGTH FACTOR Ω = 2.5 PER ASCE 7-10, TABLE 13.6-1 TO SATISFY ACI 318-11.

NOTES:
1.) TO DETERMINE MAXIMUM SUPPORT SPACING DIVIDE 'MAXIMUM VERTICAL LOAD' BY 1.27* WEIGHT-PER-FOOT OF PIPE. FOR EXAMPLE IF SUPPORTING A 4" PIPE WEIGHTING 18.3 BL/FT, AT 72" CL, THEN THE MAXIMUM SPACING IS 123 LB. / (1.27 X 18.3 LB/FT) = 5'-3". MAXIMUM SUPPORT SPACING 10'-0".
2.) DO NOT EXCEED ANY PROJECT LIMITS.
3.) STRUCTURAL ENGINEER OF RECORD SHALL VERIFY THE ADEQUACY OF THE SUPPORTING STRUCTURE. DESIGN OF SUPPORTING STRUCTURE BY STRUCTURAL ENGINEER OF RECORD.
4.) IF 1.0G IS EXCEEDED, THEN DO NOT USE CAST IRON OR SIMILAR NON-DUCTILE PIPE.

3 ADJUSTABLE PIPE STAND

OPM-0052-13, DETAIL PS-1A - 11-29-16

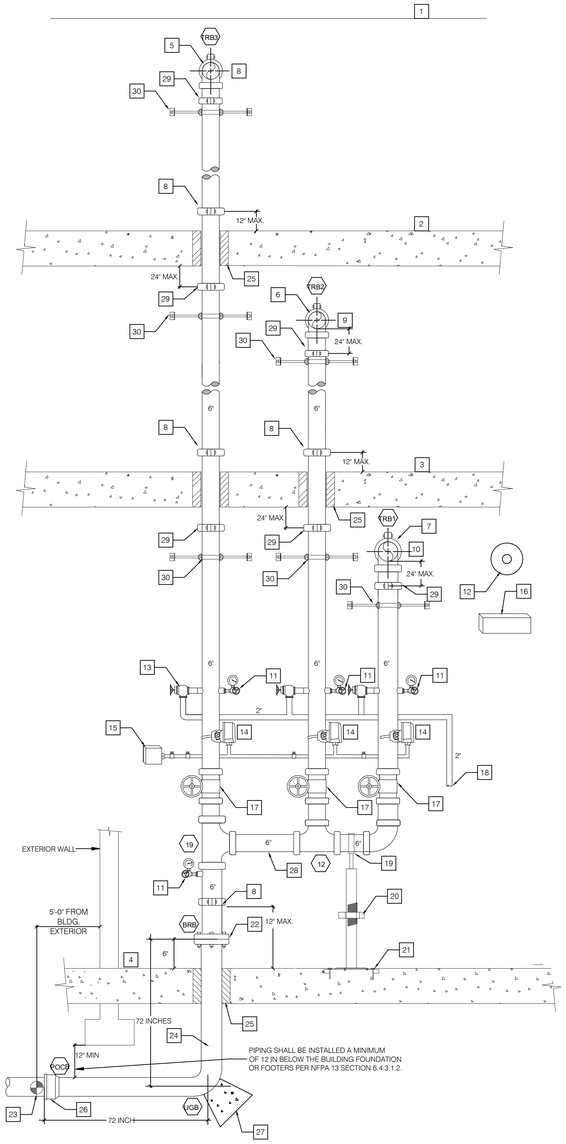

NOTES	
1	ROOF ELEVATION [+33'-10 1/2"].
2	3RD FLOOR ELEVATION [+23'-0"].
3	2ND FLOOR ELEVATION [+11'-6"].
4	1ST FLOOR ELEVATION [+0'-0"].
5	TO THIRD FLOOR AUTOMATIC FIRE SPRINKLER SYSTEM.
6	TO SECOND FLOOR AUTOMATIC FIRE SPRINKLER SYSTEM.
7	TO FIRST FLOOR AUTOMATIC FIRE SPRINKLER SYSTEM.
8	4" TOP OF 3ND FLOOR RISER
9	4" TOP OF 2ND FLOOR RISER
10	4" TOP OF 1ST FLOOR RISER
11	PRESSURE GAUGE VALVE, 300 PSI (TYP).
12	10" EXTERIOR ALARM BELL INTERLOCKED WITH FIRE ALARM CONTROL PANEL (FACP).
13	1-1/4" COMBINATION INSPECTION TEST & DRAIN ASSEMBLY WITH RELIEF VALVE AGF MODEL 1011.
14	FLOW SWITCH INTERLOCKED WITH FACP (TYP).
15	J-BOX (BY ELECTRICAL).
16	SPARE FIRE SPRINKLER HEAD BOX W/ WRENCH (MAY BE LOCATED AT BLDG. MAIN FIRE SPRINKLER RISER). FINAL LOCATION PER FIELD INSPECTOR.
17	BUTTERFLY VALVE WITH TAMPER SWITCH (TYP).
18	DISCHARGE TO HUB DRAIN. SEE P2.13 FOR CONTINUATION. REFER TO DETAIL 1/P6.01.
19	PIPE CLAMP WELDED TO STAND.
20	2" x 1-1/2" STEEL PIPE STAND. SEE DETAIL 3/FP6.05
21	2" SCREWED FLANGE W/ (4) 3/8"x4½" HILTI KB-TZ2 EXP. ANCHOR (ICC ESR #4266).
22	6" FLANGE.
23	FP CONTRACTOR POC @ 5'-0" FROM CENTERLINE OF RISER. REFER TO CIVIL UTILITY DWG. FOR CONTINUATION, FDC LOCATION, AND PIV LOCATION.
24	6" S.S. IN-LINE BUILDING RISER FLANGE X CIPS.
25	PROVIDE SLEEVE THRU SLAB. 2" CLEARANCE ROUND PIPE AS PER NFPA 13. THE ANNULAR GAP SHALL BE FILLED WITH MASTIC OR APPROVED EQUAL.
26	6" FIRE WATER SUPPLY TRANSITION COUPLING AT FP CONTRACTOR POC.
27	THRUST BLOCK.
28	6" AUTOMATIC FIRE SPRINKLER RISER MANIFOLD.
29	FLEXIBLE COUPLING (TYP).
30	4-WAY BRACE, (TYP).

2 3-STORY SPRINKLER SYSTEM RISER - WING B

NO SCALE

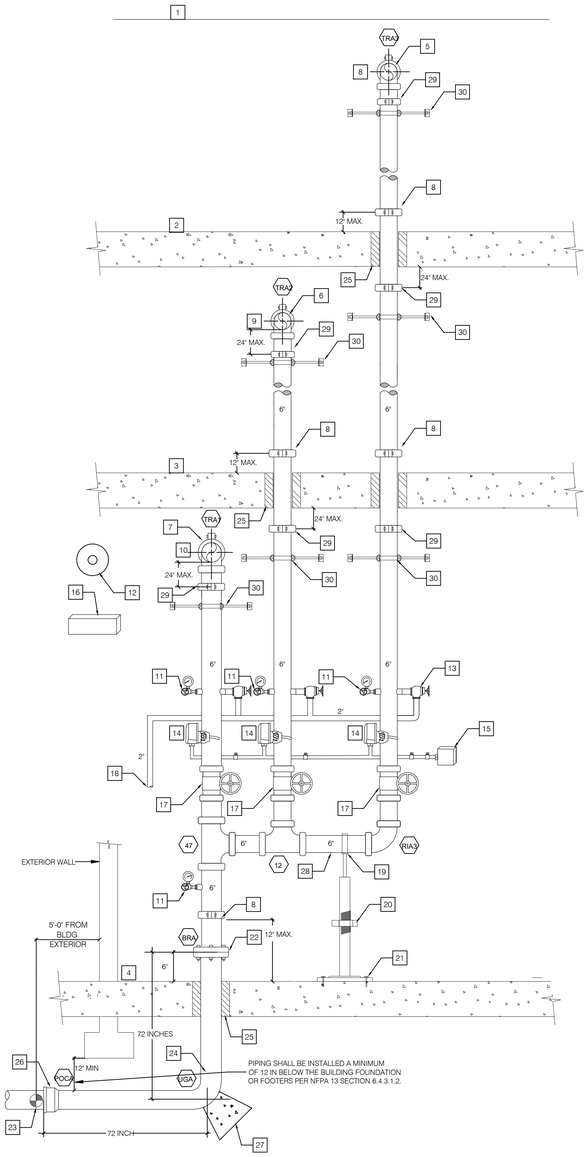

NOTES	
1	ROOF ELEVATION [+33'-10 1/2"].
2	3RD FLOOR ELEVATION [+23'-0"].
3	2ND FLOOR ELEVATION [+11'-6"].
4	1ST FLOOR ELEVATION [+0'-0"].
5	TO THIRD FLOOR AUTOMATIC FIRE SPRINKLER SYSTEM.
6	TO SECOND FLOOR AUTOMATIC FIRE SPRINKLER SYSTEM.
7	TO FIRST FLOOR AUTOMATIC FIRE SPRINKLER SYSTEM.
8	4" TOP OF 3ND FLOOR RISER
9	4" TOP OF 2ND FLOOR RISER
10	4" TOP OF 1ST FLOOR RISER
11	PRESSURE GAUGE VALVE, 300 PSI (TYP).
12	10" EXTERIOR ALARM BELL INTERLOCKED WITH FIRE ALARM CONTROL PANEL (FACP).
13	1-1/4" COMBINATION INSPECTION TEST & DRAIN ASSEMBLY WITH RELIEF VALVE AGF MODEL 1011.
14	FLOW SWITCH INTERLOCKED WITH FACP (TYP).
15	J-BOX (BY ELECTRICAL).
16	SPARE FIRE SPRINKLER HEAD BOX W/ WRENCH (MAY BE LOCATED AT BLDG. MAIN FIRE SPRINKLER RISER). FINAL LOCATION PER FIELD INSPECTOR.
17	BUTTERFLY VALVE WITH TAMPER SWITCH (TYP).
18	DISCHARGE TO HUB DRAIN. SEE P2.12 FOR CONTINUATION. REFER TO DETAIL 1/P6.01.
19	PIPE CLAMP WELDED TO STAND.
20	2" x 1-1/2" STEEL PIPE STAND. SEE DETAIL 3/FP6.05.
21	2" SCREWED FLANGE W/ (4) 3/8"x4½" HILTI KB-TZ2 EXP. ANCHOR (ICC ESR #4266).
22	6" FLANGE.
23	FP CONTRACTOR POC @ 5'-0" FROM CENTERLINE OF RISER. REFER TO CIVIL UTILITY DWG. FOR CONTINUATION, FDC LOCATION, AND PIV LOCATION.
24	6" S.S. IN-LINE BUILDING RISER FLANGE X CIPS.
25	PROVIDE SLEEVE THRU SLAB. 2" CLEARANCE ROUND PIPE AS PER NFPA 13. THE ANNULAR GAP SHALL BE FILLED WITH MASTIC OR APPROVED EQUAL.
26	6" FIRE WATER SUPPLY TRANSITION COUPLING AT FP CONTRACTOR POC.
27	THRUST BLOCK.
28	6" AUTOMATIC FIRE SPRINKLER RISER MANIFOLD.
29	FLEXIBLE COUPLING (TYP).
30	4-WAY BRACE, (TYP).

1 3-STORY SPRINKLER SYSTEM RISER - WING A

NO SCALE

DSA STAMP

IDENTIFICATION STAMP
DIV. OF THE STATE ARCHITECT
APP: 03-123205 INC: 02
REVIEWED FOR
SS ☑ FLS ☑ ACS ☑
DATE: 02/01/2024

architecture
www.hpiarchitecture.com
115 22nd street
Newport Beach, CA
92663
o: 949.675.6442

SEAL

LICENSED ARCHITECT
AMMAR NAJI SARSAM
C-30902
12/31/2025
RENEWAL DATE
STATE OF CALIFORNIA

CONSULTANTS

P2S ENG
Long Beach // Irvine // Los Angeles
San Diego // San Jose // Seattle
p2sinc.com

REGISTERED PROFESSIONAL ENGINEER
ANDRES J. MENDEZ
NO. M43828
MECHANICAL
STATE OF CALIFORNIA

PROJECT TITLE
COMPTON COLLEGE
STUDENT HOUSING
INCREMENT 2 OF 2 - BUILDING & ASSOCIATED SITE WORK
1111 E. ARTESIA BLVD., COMPTON, CA 90221

Compton College

ISSUED

#	DATE	DESCRIPTION
	10/19/2023	DSA BACKCHECK SUBMITTAL

PROJECT IDENTIFICATION

THE DRAWINGS IN THE SHEET INDEX WERE ORIGINALLY CREATED IN AUTODESK REVIT V. 2018 UNLESS OTHERWISE NOTED.

THE ORIGINAL SIZE OF THIS SHEET IS 30" X 42".

THESE DRAWINGS AND SPECIFICATIONS ARE THE PROPERTY AND COPYRIGHT OF THE ARCHITECT AND SHALL NOT BE USED ON ANY OTHER PROJECT OR LOCATIONS EXCEPT AS DESCRIBED ON THE DRAWINGS, WITHOUT WRITTEN AGREEMENT WITH THE ARCHITECT.

© HPI ARCHITECTURE 2022

SHEET TITLE
DETAILS

SHEET NUMBER
FP6.05

CONSTRUCTION DOCUMENTS

1/20/2023 9:22:08 AM C:\Users\ammar.sarsam\Documents\Autodesk Docs\Compton College Student Housing\Compton College Student Housing_AR.rvt

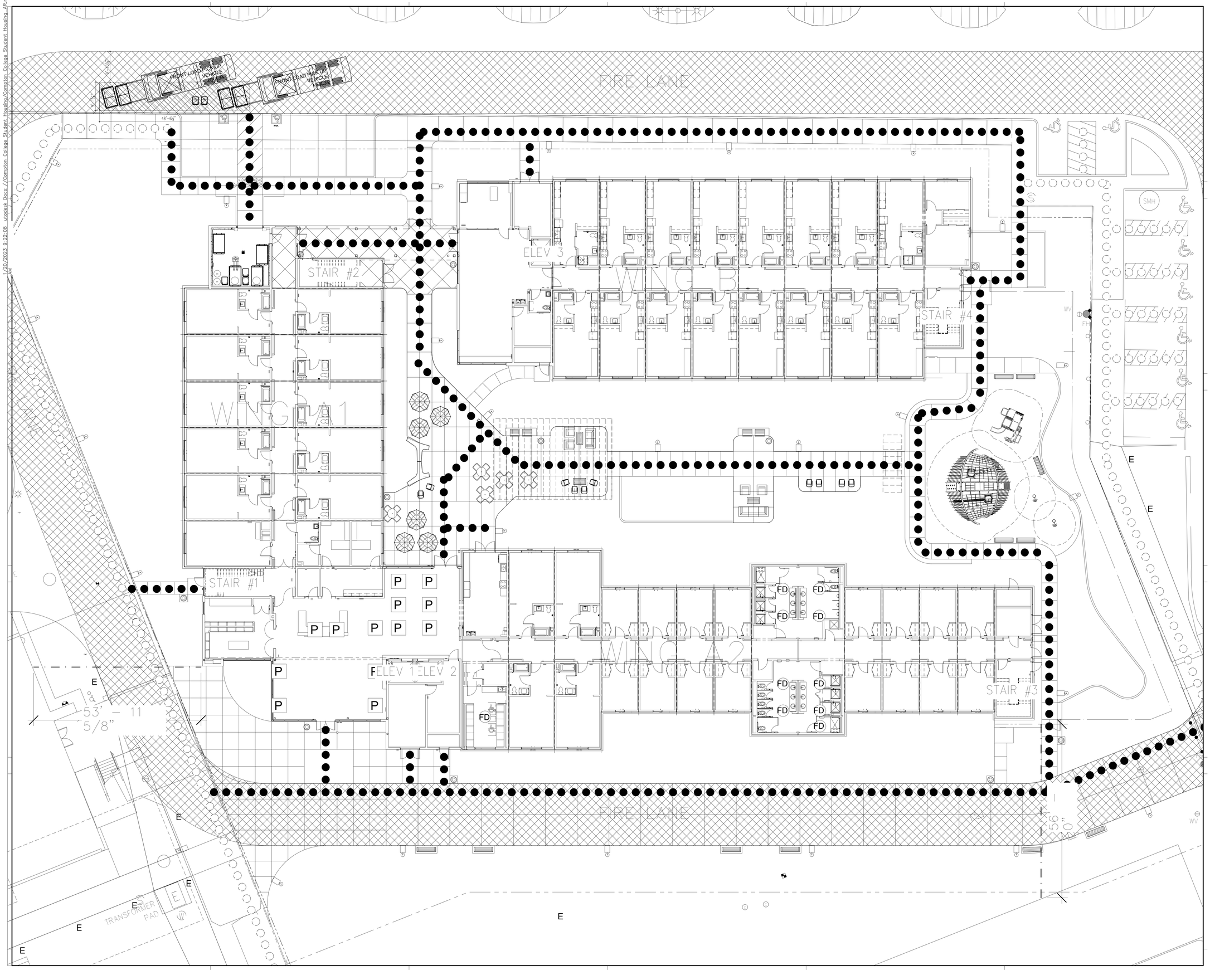

DSA STAMP

IDENTIFICATION STAMP
DIV. OF THE STATE ARCHITECT
APP: 03-123205 INC: 02
REVIEWED FOR
SS ☑ FLS ☑ ACS ☑
DATE: 02/01/2024

HPI architecture
www.hpiarchitecture.com
115 22nd street
Newport Beach, CA
92663
o: 949.675.6442

SEAL

LICENSED ARCHITECT
AMMAR NAJI SARSAM
C-30902
12/31/2025
RENEWAL DATE
STATE OF CALIFORNIA

CONSULTANTS

AMERICAN TRASH MANAGEMENT

AMERICAN TRASH MANAGEMENT
1300 POWELL STREET, SUITE 220
EMERYVILLE, CALIFORNIA 94608
P: 415.252.5455
F: 415.292.5410
CONSULTING@TRASHMANAGE.COM

PROJECT TITLE
COMPTON COLLEGE
STUDENT HOUSING
INCREMENT 2 OF 2–BUILDING & ASSOCIATED SITE IMPROVEMENTS
1111 E. ARTESIA BLVD, COMPTON, CA 90221

Compton College

ISSUED

#	DATE	DESCRIPTION
	10/19/2023	DSA BACKCHECK SUBMITTAL

PROJECT IDENTIFICATION
THE DRAWINGS IN THE SHEET INDEX WERE ORIGINALLY CREATED IN AUTODESK REVIT V. 2018 UNLESS OTHERWISE NOTED.

THE ORIGINAL SIZE OF THIS SHEET IS 30" X 42"

THESE DRAWINGS AND SPECIFICATIONS ARE THE PROPERTY AND COPYRIGHT OF THE ARCHITECT AND SHALL NOT BE USED ON ANY OTHER PROJECT OR LOCATIONS EXCEPT AS DESCRIBED ON THE DRAWINGS, WITHOUT WRITTEN AGREEMENT WITH THE ARCHITECT.

© HPI ARCHITECTURE 2022

SHEET TITLE
SITE PLAN

SHEET NUMBER
TR0.1

CONSTRUCTION DOCUMENTS

1/20/2023 9:22:08 AM Autodesk Docs://Compton College Student Housing/Compton College Student Housing_AR.rvt

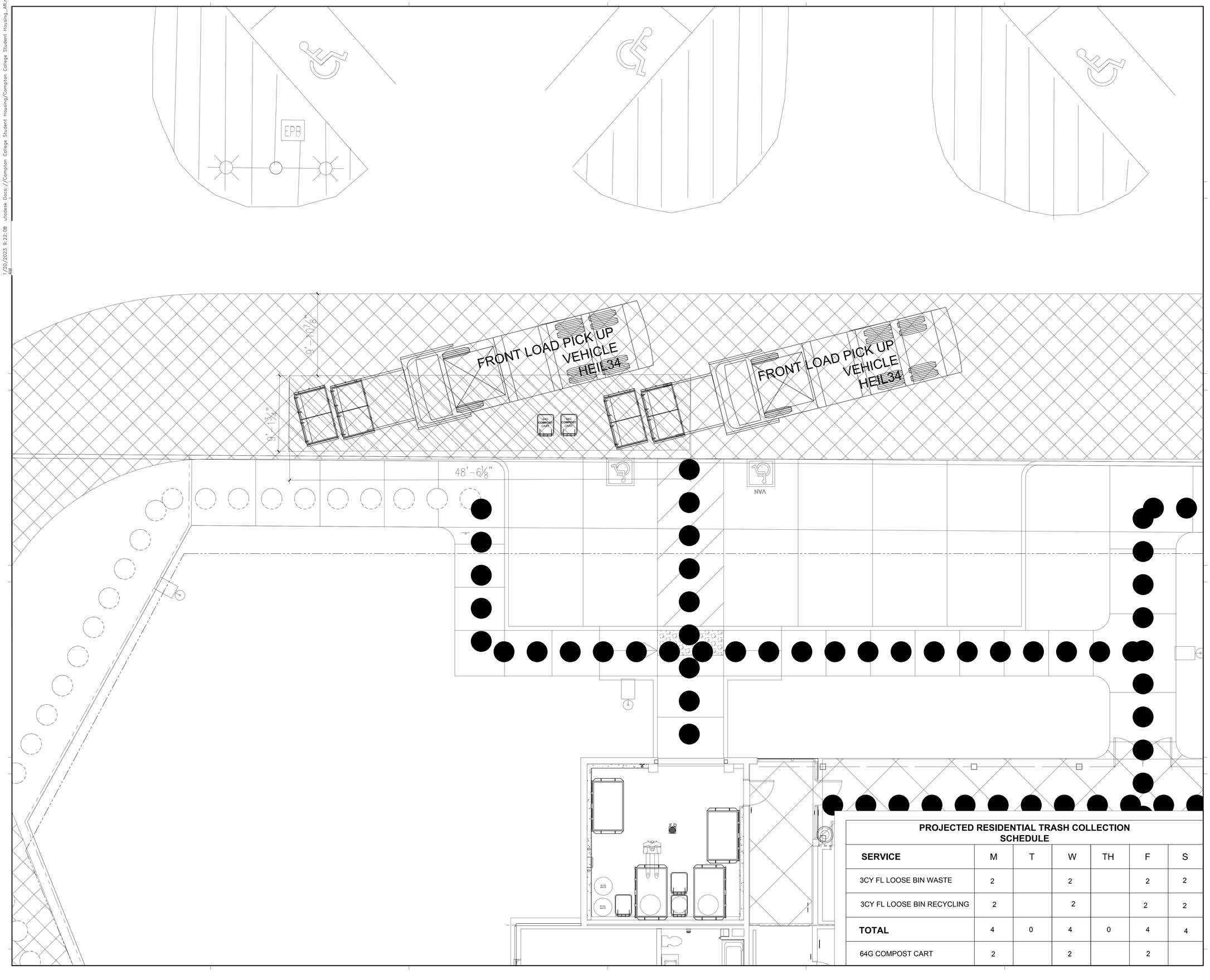

PROJECTED RESIDENTIAL TRASH COLLECTION SCHEDULE

SERVICE	M	T	W	TH	F	S
3CY FL LOOSE BIN WASTE	2		2		2	2
3CY FL LOOSE BIN RECYCLING	2		2		2	2
TOTAL	4	0	4	0	4	4
64G COMPOST CART	2		2		2	

DSA STAMP

IDENTIFICATION STAMP
DIV. OF THE STATE ARCHITECT
APP: 03-123205 INC: 02
REVIEWED FOR
SS ☑ FLS ☑ ACS ☑
DATE: 02/01/2024

HPI architecture
www.hpiarchitecture.com
115 22nd street
Newport Beach, CA
92663
o: 949.675.6442

SEAL

LICENSED ARCHITECT
AMMAR NAJI SARSAM
C-30902
12/31/2025
RENEWAL DATE
STATE OF CALIFORNIA

CONSULTANTS

AMERICAN TRASH MANAGEMENT

AMERICAN TRASH MANAGEMENT
1900 POWELL STREET, SUITE 220
EMERYVILLE, CALIFORNIA 94608
P: 415.251.6400
F: 415.292.5410
CONSULTING@TRASHMANAGE.COM

PROJECT TITLE
COMPTON COLLEGE
STUDENT HOUSING
INCREMENT 2 OF 2–BUILDING & ASSOCIATED SITE IMPROVEMENTS
1111 E. ARTESIA BLVD, COMPTON, CA 90221

Compton College

ISSUED

#	DATE	DESCRIPTION
	10/19/2023	DSA BACKCHECK SUBMITTAL

PROJECT IDENTIFICATION
THE DRAWINGS IN THE SHEET INDEX WERE ORIGINALLY CREATED IN AUTODESK REVIT V. 2018 UNLESS OTHERWISE NOTED.

THE ORIGINAL SIZE OF THIS SHEET IS 30" X 42".

THESE DRAWINGS AND SPECIFICATIONS ARE THE PROPERTY AND COPYRIGHT OF THE ARCHITECT AND SHALL NOT BE USED ON ANY OTHER PROJECT OR LOCATIONS EXCEPT AS DESCRIBED ON THE DRAWINGS, WITHOUT WRITTEN AGREEMENT WITH THE ARCHITECT.

© HPI ARCHITECTURE 2022

SHEET TITLE
FRONT LOAD TRUCK AND STAGING AREA

SHEET NUMBER
TR0.2

CONSTRUCTION DOCUMENTS

1/20/2023 9:22:08 AM autodesk Docs://Compton College Student Housing/Compton College Student Housing_AR.rvt

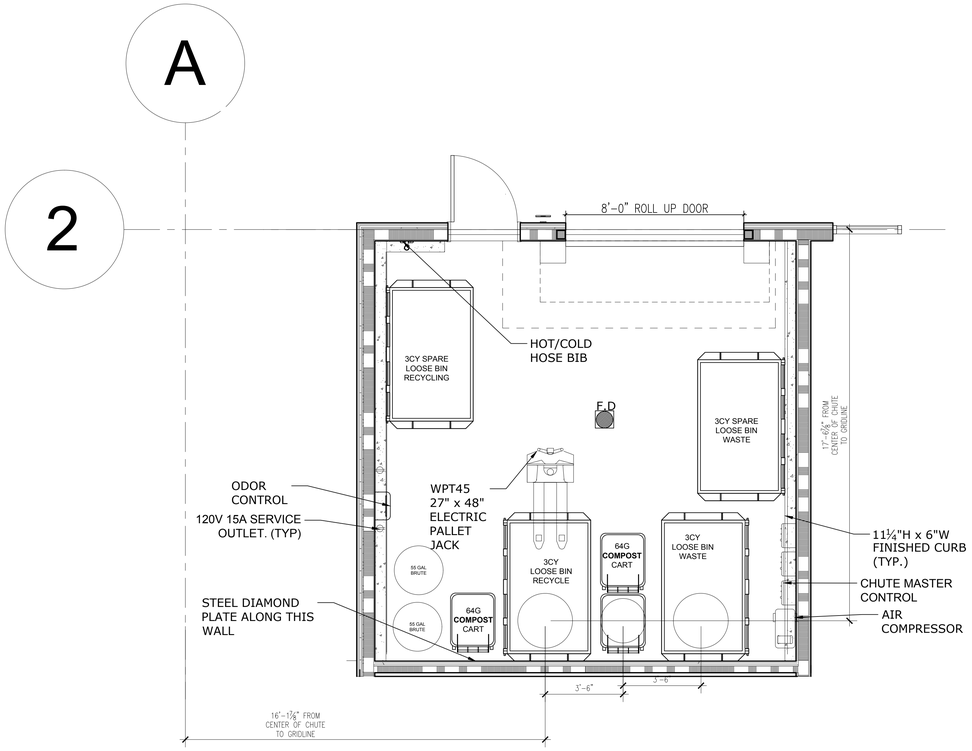

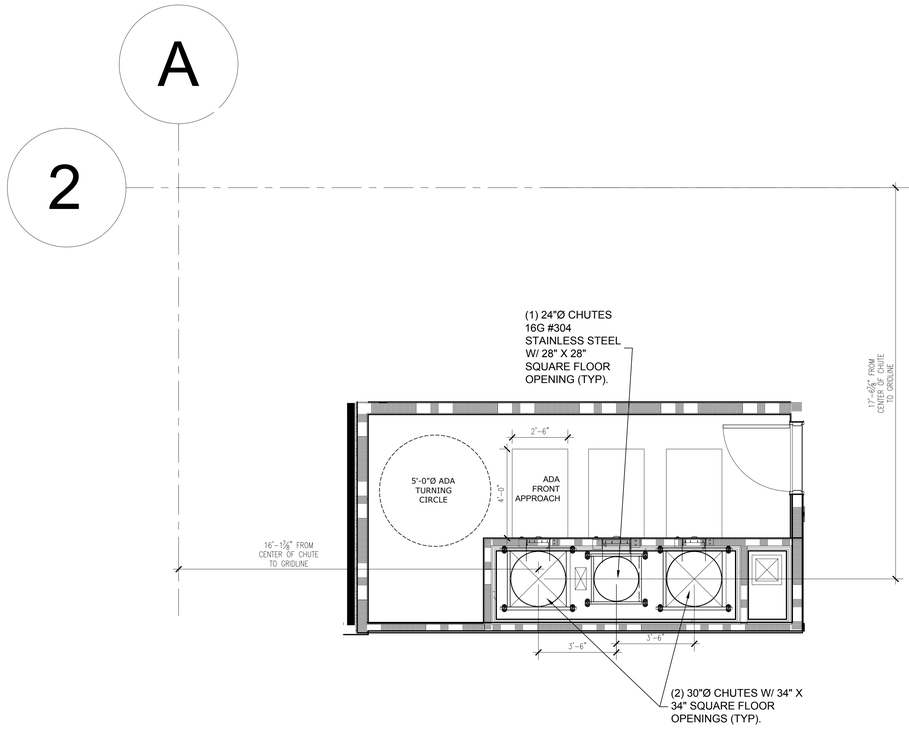

1 RESIDENTIAL TRASH ROOM PLAN

LEVEL 1

2 CHUTE INTAKE VESTIBULE

SIM AT UPPER LEVELS 2-3

UPPER FLOOR CHUTE VESTIBULE MECHANICAL VENTILATION REQUIREMENT

176.5 SF = 175CFM PER CBC
SIZE FOR MIN DUCT = 275CFM

275CFM = 12 x 6, 8 x 8 RECTANGLE OR 9" Ø ROUND

TO BE CONFIRMED BY MEP

NOTE: MUST BE ITS OWN 2HR-RATED(MINIMUM) SHAFT VIA WALLS OR 3M DUCT WRAP

PROJECTED RESIDENTIAL TRASH COLLECTION SCHEDULE

SERVICE	M	T	W	TH	F	S
3CY FL LOOSE BIN WASTE	2		2		2	2
3CY FL LOOSE BIN RECYCLING	2		2		2	2
TOTAL	4	0	4	0	4	4
64G COMPOST CART	2		2		2	

SHEET NOTES:

RESIDENTIAL TRASH TERMINATION ROOM

1. TRASH COLLECTION ROOM IS PART OF 2HR FIRE-RATED TRASH CHUTE SHAFT - RESTRICTED ACCESS.
2. FLOOR SHALL BE FINISHED WITH WATERPROOF DECK COATING. FLOOR TO HAVE MINIMAL SLOPE (1" MAX) AND FLOOR DRAIN.
3. WALLS SHALL BE FINISHED WITH WASHABLE WATERPROOF SURFACE SUCH AS FRP OR HIGH-GLOSS ENAMEL PAINT, 8'-0" AFF.
4. INSTALL WALL PROTECTION: 11½"H×6"W FINISHED CONCRETE CURB AT BASE OF NON-CONCRETE WALLS PER PLAN. PROVIDE ¼" T HICK STEEL DIAMOND PLATE 8'-0" AFF AT WALL BEHIND CHUTES PER PLAN.
5. 8'-0" ROLL UP DOOR AND 3FT EXIT DOOR.
6. ROOM SHALL BE MECHANICALLY VENTILATED WITH (1) CFM/FT PER 2022 CBC.
7. (2) 30"Ø 16G GALVANIZED STEEL GRAVITY CHUTE WITH 3CY FL LOOSE CONTAINERS FOR WASTE & RECYCLING.
8. (1) 24"Ø 16G 304 STAINLESS STEEL GRAVITY CHUTE WITH 64-GALLON TOTER CART FOR COMPOST.
9. MCP: CHUTE MASTER CONTROL PANEL (1 PER CHUTE, 3 TOTAL) SHALL BE WALL-MOUNTED 60" AFF. MUST ALLOW LOCK DOWN OF CHUTE INTAKES FOR EXCHANGING CONTAINERS AND WASHING CHUTES. REQUIRES 120V 15A DEDICATED SERVICE.
10. AIR COMPRESSOR (OIL LESS) 4610AC WITH AUTOMATIC TANK DRAIN VALVE. 2 HP PEAK, TWIN TANK CAPACITY 4.6 GALLONS, VOLTAGE @ 60 HZ 110 VOLTS, CURRENT 8.5 AMPS TO POWER THE CHUTE INTAKE DOORS.
11. OC: ODOR CONTROL UNIT SHALL BE WALL-MOUNTED 60" AFF. REQUIRES 120V 15A SERVICE OUTLET.
12. HB: HOT AND COLD HOSE BIB SHALL BE WALL-MOUNTED 60" AFF.
13. PROVIDE WPT45 27" x 48" ELECTRIC PALLET TRUCK FOR TRANSFERRING CONTAINERS. 4500lb CAPACITY; TURNING RADIUS: 57.5". REQUIRES 120V 15A SERVICE OUTLET.
14. CHUTE DISCHARGE DOOR: TYPE-A, HORIZONTALLY ROLLING DOOR, HELD OPEN BY 165° F FUSIBLE LINK.
15. (1) UNDEDICATED 120V 15A SERVICE OUTLET REQUIRED FOR STAFF MAINTENANCE PURPOSE.

CHUTE INTAKE VESTIBULE: SIMILAR AT LEVELS 2-3

16. CHUTE INTAKE VESTIBULES SHALL BE HR FIRE-RATED (NFPA-82 6.2.5.1.1) WITH 1HR FIRE-RATED DOOR(S) (NFPA-82 6.2.3.1.3); 5'-0" MIN REQUIRED PER ADA STANDARDS - RESIDENTIAL ACCESS. PROVIDE (2) SELF CLOSING, 15x18 BOTTOM HINGED, ELECTRICALLY INTERLOCKED, AUTOMATIC OPENING INTAKE DOORS TO DISPOSE TRASH AND RECYCLING INTO COMPACTORS PER CBC 713.13.1. POWER TO INTAKE DOORS SUPPLIED BY MCP. SEE DETAIL 1/TR2.0.
17. CHUTE SHAFT SHALL NOT BE ERECTED UNTIL CHUTE HAS BEEN INSTALLED. FOR SOUND PROOFING PURPOSES, DOUBLE STUD-WALLS ARE REQUIRED ADJACENT TO OCCUPIED SPACES. INTERIOR OF SHAFT SHALL BE TAPED TO PREVENT ODOROUS AIR LEAKING INTO OCCUPIED SPACES (BY OTHERS).
18. PROVIDE ROUND FLOOR OPENINGS AT CONCRETE FLOORS AND SQUARED FLOOR OPENINGS AT WOOD-FRAME CONSTRUCTION. INSTALL FLOOR SUPPORT FRAME AT EACH FLOOR PENETRATION TO SECURE CHUTE. SEE DETAIL 9/TR2.0 FOR ANCHORING AND MASON BRA-RED SOUND ISOLATION PAD ASSEMBLY. POUR RINGS WILL VARY BASED ON THICKNESS OF FLOOR SLAB AND SHALL BE PROVIDED BY MANUFACTURER.

GENERAL NOTES:

19. ANY DESIGNS OR DESIGN SOLUTIONS PRESENTED IN THIS DRAWING OR SPECIFICATION, WHICH ARE DIRECT OR IMPLIED, INCLUDING NARRATIVES, DRAWINGS, OR DIAGRAMS, ARE HEREBY CLARIFIED AS EXAMPLES AND SHALL NOT BE CONSIDERED COMPLETE DESIGNS OR DESIGNS SUITABLE FOR CONSTRUCTION.
20. OMISSIONS FROM DRAWINGS OR SPECIFICATIONS, OR THE INACCURATE DESCRIPTION OF DETAILS OF WORK, WHICH ARE MANIFESTLY NECESSARY TO CARRY OUT THE INTENT OF THE DRAWINGS AND SPECIFICATIONS, OR WHICH ARE CUSTOMARILY PERFORMED, SHALL NOT RELIEVE THE CONTRACTOR FROM PERFORMING SUCH OMITTED OR INACCURATELY DESCRIBED DETAILS OF THE WORK. WORK SHALL BE PERFORMED AS IF FULLY AND CORRECTLY SET FORTH AND DESCRIBED IN THE DRAWINGS AND SPECIFICATIONS.
21. CONTRACTOR SHALL FIELD VERIFY ALL DIMENSIONS AND CONDITIONS PRIOR TO START OF CONSTRUCTION. THE ARCHITECT SHALL BE NOTIFIED IMMEDIATELY OF ALL EXISTING FIELD CONDITIONS AND ANY DISCREPANCIES OR INCONSISTENCIES.

DSA STAMP

IDENTIFICATION STAMP
DIV. OF THE STATE ARCHITECT
APP: 03-123205 INC: 02
REVIEWED FOR
SS ☑ FLS ☑ ACS ☑
DATE: 02/01/2024

HPI architecture
www.hpiarchitecture.com
115 22nd street
Newport Beach, CA
92663
o: 949.675.6442

SEAL

LICENSED ARCHITECT
AMMAR NAJI SARSAM
C-30902
12/31/2025
RENEWAL DATE
STATE OF CALIFORNIA

CONSULTANTS

AMERICAN TRASH MANAGEMENT

AMERICAN TRASH MANAGEMENT
1900 POWELL STREET, SUITE 220
EMERYVILLE, CALIFORNIA 94608
P: 415.252.5455
F: 415.252.5410
CONSULTING@TRASHMANAGE.COM

PROJECT TITLE
COMPTON COLLEGE STUDENT HOUSING
INCREMENT 2 OF 2–BUILDING & ASSOCIATED SITE IMPROVEMENTS
1111 E. ARTESIA BLVD, COMPTON, CA 90221

Compton College

ISSUED

#	DATE	DESCRIPTION
	10/19/2023	DSA BACKCHECK SUBMITTAL

PROJECT IDENTIFICATION

THE DRAWINGS IN THE SHEET INDEX WERE ORIGINALLY CREATED IN AUTODESK REVIT V. 2018 UNLESS OTHERWISE NOTED.

THE ORIGINAL SIZE OF THIS SHEET IS 30" X 42".

THESE DRAWINGS AND SPECIFICATIONS ARE THE PROPERTY AND COPYRIGHT OF THE ARCHITECT AND SHALL NOT BE USED ON ANY OTHER PROJECT OR LOCATIONS EXCEPT AS DESCRIBED ON THE DRAWINGS, WITHOUT WRITTEN AGREEMENT WITH THE ARCHITECT.

© HPI ARCHITECTURE 2023

SHEET TITLE
TRASH COLLECTION ROOM & CHUTE VESTIBULE LAYOUT

SHEET NUMBER

TR1.0

CONSTRUCTION DOCUMENTS

1/20/2023 9:22:08 AM autodesk Docs://Compton College Student Housing/Compton College Student Housing_AR.rvt

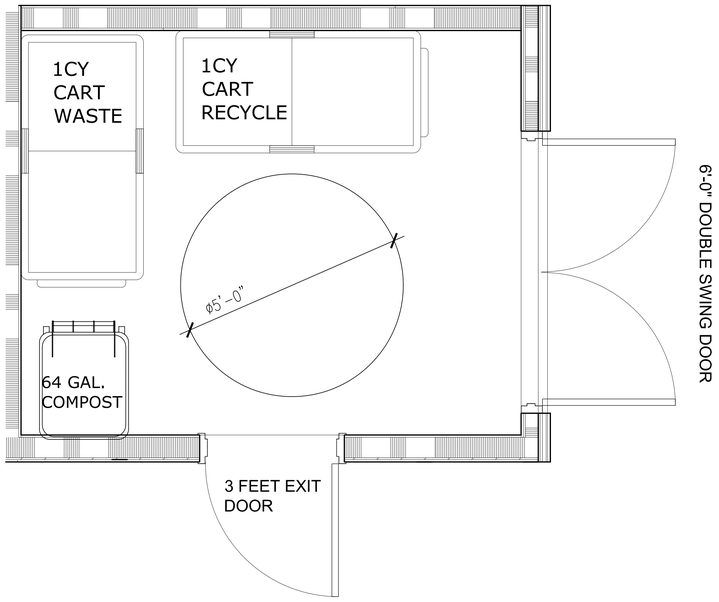

BUILDING A
TRASH
CLOSET

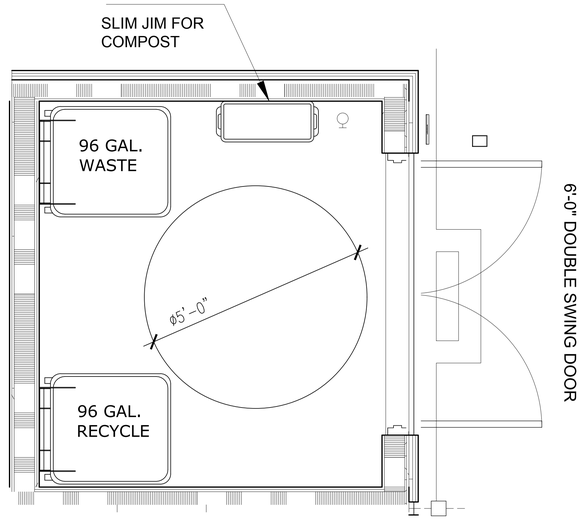

BUILDING B
TRASH
CLOSET

3 GROUND FLOOR TRASH CLOSETS

DSA STAMP

IDENTIFICATION STAMP
DIV. OF THE STATE ARCHITECT
APP: 03-123205 INC: 02
REVIEWED FOR
SS ☑ FLS ☑ ACS ☑
DATE: 02/01/2024

HPI architecture
www.hpiarchitecture.com
115 22nd street
Newport Beach, CA
92663
o: 949.675.6442

SEAL

LICENSED ARCHITECT
AMMAR NAJI SARSAM
C-30902
12/31/2025
RENEWAL DATE
STATE OF CALIFORNIA

CONSULTANTS

AMERICAN TRASH MANAGEMENT

AMERICAN TRASH MANAGEMENT
1900 POWELL STREET, SUITE 220
EMERYVILLE, CALIFORNIA 94608
P: 415.292.5400
F: 415.292.5410
CONSULTING@TRASHMANAGE.COM

PROJECT TITLE
COMPTON COLLEGE
STUDENT HOUSING
INCREMENT 2 OF 2-BUILDING & ASSOCIATED SITE IMPROVEMENTS
1111 E. ARTESIA BLVD, COMPTON, CA 90221

Compton College

ISSUED

#	DATE	DESCRIPTION
	10/19/2023	DSA BACKCHECK SUBMITTAL

PROJECT IDENTIFICATION
THE DRAWINGS IN THE SHEET INDEX WERE ORIGINALLY CREATED IN AUTODESK REVIT V. 2018 UNLESS OTHERWISE NOTED.

THE ORIGINAL SIZE OF THIS SHEET IS 30" X 42".

THESE DRAWINGS AND SPECIFICATIONS ARE THE PROPERTY AND COPYRIGHT OF THE ARCHITECT AND SHALL NOT BE USED ON ANY OTHER PROJECT OR LOCATIONS EXCEPT AS DESCRIBED ON THE DRAWINGS, WITHOUT WRITTEN AGREEMENT WITH THE ARCHITECT.

© HPI ARCHITECTURE
2023

SHEET TITLE
TRASH CLOSETS
FOR BUILDING A&B

SHEET NUMBER
TR1.1

CONSTRUCTION
DOCUMENTS

1/20/2023 9:22:08 AM
Autodesk Docs://Compton College Student Housing/Compton College Student Housing_AR.rvt

NOTES:
1. INTAKE DOOR AND TRIM SHALL BE REMOVED FOR DOOR MAINTENANCE.
2. BOTTOM HINGED DOORS ARE SELF-CLOSING, NOISELESS, AND SELF-LATCHING, UL LISTED FOR 90 MINUTE FIRE RATING OF DOOR AND FRAME ASSEMBLY AND A TEMPERATURE RISE OF 250° F MAX IN 30 MINUTES.
3. MAX OPENING FOR INTAKE DOOR IS 14" FROM FACE OF FINISHED WALL.
4. 2019 CBC - 118-308.2.1(FORWARD) & 118-308.3.1(SIDE) HEIGHT: CONTROLS AND OPERATING MECHANISMS SHALL BE LOCATED NO HIGHER THAN 48 INCHES, AND NO LOWER THAN 15 INCHES ABOVE THE FINISHED FLOOR MEASURED TO THE CENTER OF THE PUSH BUTTON.
5. 2019 CBC - 118-309.4 OPERATION: CONTROLS AND OPERATING MECHANISMS SHALL BE OPERABLE WITH ONE HAND AND SHALL NOT REQUIRE TIGHT GRASPING, PINCHING, OR TWISTING OF THE WRIST. THE FORCE REQUIRED TO ACTIVATE CONTROLS AND OPERATING MECHANISMS SHALL BE NO GREATER THAN 5 POUNDS.
6. UL LISTING FILE R3042 - VOLUME 1, – APPLICATION FOR WILKINSON STYLE DOOR ONLY.

- **18x18 AIR ASSIST ACCESS DOOR IS LARGEST DOOR THAT ATM WILL DESIGN FOR CHUTE INTAKE.**
- **ATM WILL NEVER DESIGN A 24X24 INTAKE DOOR AS THESE DOOR SIZES HAVE LED TO FATALITIES.**

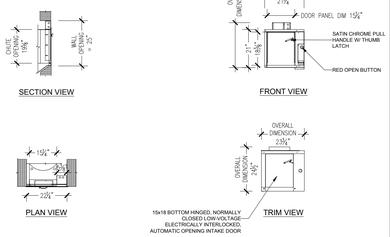

1 CHUTE INTAKE DOOR
SCALE: ½" = 1'-0"

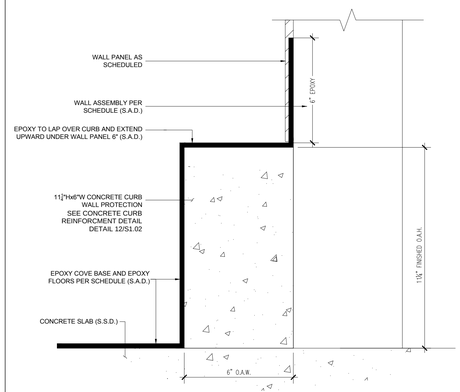

3 WALL PROTECTION CONCRETE CURB
NTS

SHEET NOTES: 30"Ø CHUTE DETAILS
1. CHUTE MATERIAL: GALVANIZED OR GALVANEAL 16G STEEL
2. ALL WALL ASSEMBLIES ENCASING THE CHUTE SHAFT SHALL BE 2HR FIRE-RATED.
3. SEE ARCHITECTURAL AND/OR STRUCTURAL DRAWINGS TO VERIFY ALL INFORMATION NOT RELATED TO ATM'S SCOPE OF WORK PER AGREEMENT.
4. POUR RINGS WILL VARY BASED ON THICKNESS OF FLOOR SLAB AND SHALL BE PROVIDED BY MANUFACTURER.

GENERAL NOTES:
1. ANY DESIGNS OR SOLUTIONS SHOWN IN DRAWING, EITHER DIRECT OR IMPLIED, ARE HEREBY CLARIFIED AS EXAMPLES AND SHALL NOT BE CONSIDERED COMPLETE DESIGNS FOR CONSTRUCTION. THESE DRAWINGS ARE INTENDED TO SUPPLEMENT THE SUBMITTAL PACKAGE FROM ARCHITECT.
2. ANY PARTIAL INFORMATION, OMISSIONS, OR INACCURATE DESCRIPTIONS OF WORK SHOWN IN DRAWINGS, WHICH ARE NECESSARY TO PERFORM THE SCOPE OF WORK, SHALL NOT RELIEVE THE CONTRACTOR FROM COMPLETION OF WORK. ALL WORK SHALL BE PERFORMED TO SATISFY THE MINIMUM REQUIREMENTS OF THE CURRENT APPLICABLE BUILDING CODES.
3. CONTRACTOR SHALL FIELD VERIFY ALL DIMENSIONS AND CONDITIONS PRIOR TO START OF CONSTRUCTION. THE ARCHITECT SHALL BE PROMPTLY NOTIFIED OF ANY INCONSISTENCIES AND/OR DISCREPANCIES.

NOTES:
1. CHUTE SHAFT SHALL NOT BE ERECTED UNTIL CHUTE HAS BEEN INSTALLED. FOR SOUND DEADENING PURPOSES, DOUBLE STUD WALLS ARE REQUIRED ADJACENT TO OCCUPIED SPACES. INTERIOR OF SHAFT SHALL BE TAPED TO PREVENT ODOROUS AIR LEAKING INTO OCCUPIED SPACES (BY OTHERS).
2. INTAKE DOOR NOT SHOWN FOR CLARITY.

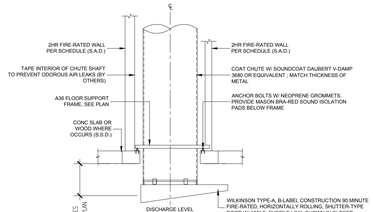

5 CHUTE AIR AND SOUND ISOLATION
SCALE: ½" = 1'-0"

NOTES:
1. SEE DETAIL 7/- FOR D & S UNIT ABOVE, AT HIGHEST INTAKE.

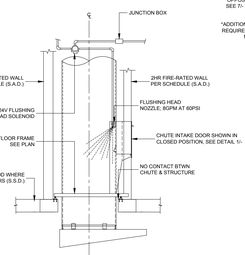

6 TRASH CHUTE JANITOR
ABOVE FIRST INTAKE
SCALE: ½" = 1'-0"

NOTES:
1. PROVIDE HIGH PRESSURE CHUTE WASHDOWN NOZZLE.
2. FILL SANITATION TANK WITH CONCENTRATED DISINFECTING SOLUTION. THE SYPHON HOSE SHOULD REACH THE BOTTOM OF THE SOLUTION CONTAINER. TO FLUSH WITH CLEAR WATER, TURN HANDLE TO THE ON POSITION. FACTORY SETTING OF THE PROPORTIONING VALVE IS FOR 50-GALLONS PER GALLON OF DISINFECTING SOLUTION.
3. 24-VDC SOLENOID VALVE (OPTIONAL), NOT NEEDED FOR MANUAL OPERATION. **(NOT USED HERE)**
4. D & S UNIT: 1-GALLON CONTAINER, MOUNTING BRACKET, AND PROPORTIONAL VALVE AT REMOTE LOCATION. **(SUPPLIED/MOUNTED BY CHUTE SUBCONTRACTOR, PLUMBED BY PLUMBING SUBCONTRACTOR)**
5. FLUSHING SPRAY HEAD BELOW CHUTE VENT. 8GPM AT 60PSI MINIMUM. **(SUPPLIED/MOUNTED BY CHUTE SUBCONTRACTOR. PLUMBED BY PLUMBING SUBCONTRACTOR)**
6. FIRE SPRINKLER INTERMEDIATE ½" IPS - 155°F, PENDANT GLASS BULB SPRINKLER, 15GPM AT 7PSI MINIMUM. FIRE SPRINKLER AT HIGHEST INTAKE, LOWEST INTAKE, AND EVERY OTHER FLOOR BETWEEN. TO BE STARTED FROM HIGHEST INTAKE - CONNECTION BY OTHERS. **(SUPPLIED/MOUNTED BY CHUTE SUBCONTRACTOR, PLUMBED BY FIRE SPRINKLER SUBCONTRACTOR)**
7. SIDE-HINGED, UL RATED 90 MINUTE B-LABEL ACCESS DOOR. **(SUPPLIED BY CHUTE SUBCONTRACTOR. INSTALLED BY FRAMING SUBCONTRACTOR OR GC)**
8. SATIN CHROME PULL-HANDLE. **(SUPPLIED/INSTALLED BY CHUTE MANUFACTURE)**

PLUMBING SCHEMATIC LEGEND:
1. ¾"Ø DOMESTIC HOT WATER INLET WITH VACUUM BREAKER. **(SUPPLIED/INSTALLED BY PLUMBING SUBCONTRACTOR)**
2. QUARTER-TURN GATE VALVE (SHUT-OFF AND BYPASS), (2) TOTAL **(SUPPLIED/INSTALLED BY PLUMBING SUBCONTRACTOR)**
3. PLUMBING DESIGN, MATERIALS, AND INSTALLATION BY OTHERS. **(SUPPLIED/INSTALLED BY PLUMBING SUBCONTRACTOR)**
4. 24-VDC SOLENOID VALVE (OPTIONAL), NOT NEEDED FOR MANUAL OPERATION. **(NOT USED HERE)**
5. D & S UNIT: 1-GALLON CONTAINER, MOUNTING BRACKET, AND PROPORTIONAL VALVE AT REMOTE LOCATION. **(SUPPLIED/MOUNTED BY CHUTE SUBCONTRACTOR, PLUMBED BY PLUMBING SUBCONTRACTOR)**
6. FLUSHING SPRAY HEAD BELOW CHUTE VENT. 8GPM AT 60PSI MINIMUM. **(SUPPLIED/MOUNTED BY CHUTE SUBCONTRACTOR. PLUMBED BY PLUMBING SUBCONTRACTOR)**
7. FIRE SPRINKLER INTERMEDIATE ½" IPS - 155°F, PENDANT GLASS BULB SPRINKLER, 15GPM AT 7PSI MINIMUM. FIRE SPRINKLER AT HIGHEST INTAKE, LOWEST INTAKE, AND EVERY OTHER FLOOR BETWEEN. TO BE STARTED FROM HIGHEST INTAKE - CONNECTION BY OTHERS. **(SUPPLIED/MOUNTED BY CHUTE SUBCONTRACTOR, PLUMBED BY FIRE SPRINKLER SUBCONTRACTOR)**
8. SIDE-HINGED, UL RATED 90 MINUTE B-LABEL ACCESS DOOR. **(SUPPLIED BY CHUTE SUBCONTRACTOR. INSTALLED BY FRAMING SUBCONTRACTOR OR GC)**
9. SATIN CHROME PULL-HANDLE. **(SUPPLIED/INSTALLED BY CHUTE MANUFACTURE)**

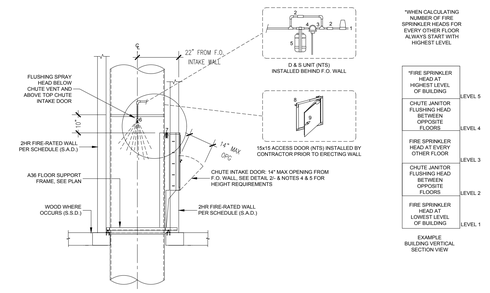

7 FIRE SPRINKLER DETAILS AND CHUTE SANITATION UNIT
AT HIGHEST INTAKE
SCALE: ½" = 1'-0"

NOTES:
1. REFER TO MANUFACTURER SPECIFICATIONS FOR ALL OTHER INFORMATION NOT LISTED.

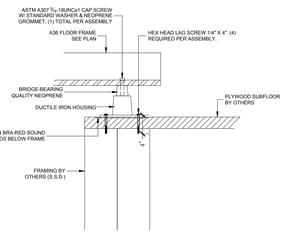

NOTES:
1.ALL HARDWARE PLATED
2.REFER TO MANUFACTURERS SPECIFICATIONS FOR ALL OTHER INFORMATION NOT INCLUDED

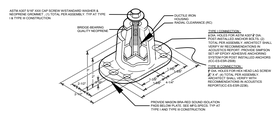
ASTM A307 5/8"-11UNC×1 CAP SCREW W/STANDARD WASHER & NEOPRENE GROMMET, (1) TOTAL PER ASSEMBLY. 1 IN TYPE III CONSTRUCTION
BRIDGE-BEARING QUALITY NEOPRENE
DUCTILE IRON HOUSING
PLYWOOD SUBFLOOR BY OTHERS (TBD) (MAINTAIN MIN. 1/4" CLR. WITH A307 BOLT DIA. FOR L-BOLT ASSEMBLY) (SEE STRUCTURAL ENGINEER'S RECOMMENDATIONS IN SPECIFICATIONS FOR ADDITIONAL INFORMATION. DO NOT EXCEED ALLOWABLE BEARING PRESSURE OF 1,000 PSI ON CONCRETE SUBFLOOR

PROJECT INFORMATION :

PROJECT:

COMPTON COLLEGE
STUDENT HOUSING
1111 E. ARTESIA BLVD.
COMPTON, CA 90221

ARCHITECT:
HPI architecture
115 22nd street
Newport Beach, CA 92663
Phone: 949.675.6442
Fax:

GENERAL CONTRACTOR :
-
-
-
Phone: -
Fax: -

GLAZING CONTRACTOR:
-
-
-
Phone: -
Fax: -

STOREFRONT FRAMING: **Exterior Storefront**
: AFG451T Series 2" x 4-1/2" Thermally-Broken Offset Glazing System , Compensating Stick, Inside Set

Interior Storefront : AF450 Series 2" x 4-1/2" Non-Thermal Offset Glazing System.

Aluminum Swing Doors : WS512HD Heavy Duty Wide Stile Door

SUNSHADES:

Horizontal Blade Sunshades : Blade Sunshades per details

Vertical Sunshades adjacent to window : Sunshades per details

Horizontal Sunshades above window : Sunshades per details

FRAME FINISH:
- Exterior Storefront : T.B.D.
- Interior Storefront : T.B.D.

DESIGN CRITERIA: STRUCTURAL REF. : ~

- Applicable Code : CBC
- Wind Speed = 101 mph, Exposure C
- Official Building Height = 34'-3 1/2"

Seismic Criteria
- R (North/South Direction) = 6
- R (East/West Direction) = 6
- Seismic Design Category = D
- Site Class = D
- Sms = 1.694 , Sds = 1.129 , Sm1 = 1.0305 , Sd1 = 0.687 , I = 1.25

- Live Load Deflection at edge of floor deck : L / 360

- The Interstory drift, floor to floor, is as follows :
  13S (Roof) to 3rd = 1.33 in.
  3rd to 2nd = 1.33 in.
  2nd to 1st = 1.33 in.

GLAZING CONTRACTOR, GENERAL CONTRACTOR, & ARCHITECT NOTES:

1. THE FOLLOWING SHOP DRAWING ARE FOR THE SPECIFIC ALUMINUM WINDOWS, STOREFRONTS, CURTAIN WALLS, DOORS MATERIAL ONLY. UNLESS SPECIFICALLY NOTED:
   A. SURROUNDING STRUCTURES / SUBSTRATE DETAILS ARE FOR REFERENCE ONLY AND MUST BE VERIFIED BY ARCHITECT, CONTRACTORS AND SUB-TRADES AS REQUIRED
   B. ALL DIMENSIONS, QUANTITIES AND CONDITIONS SHOWN MUST BE VERIFIED IN FIELD BEFORE FABRICATION AND INSTALLATION
   C. THESE SHOP DRAWINGS WHEN APPROVED WILL SUPERSEDE ALL OTHER DOCUMENTS WITH WHICH THE JOB WILL BE MANUFACTURED. ANY SUBSEQUENT CHANGES ARE SUBJECT TO THE APPROVAL OF ARCADIA INC.
   D. TOLERANCE OF ROUGH OPENING SHALL BE A MINIMUM +/- 3/16"
2. ARCADIA INC IS NOT RESPONSIBLE FOR WORK AND/OR ERRORS INCURRED BY OTHER TRADES THROUGH THE USE OF THIS SHOP DRAWING
3. ALL APPROVALS OF THESE SHOP DRAWING BY CONSULTANT, PUBLIC AGENCY ARCHITECT ETC. MUST BE OBTAINED BEFORE DIES ARE CUT, MATERIAL FABRICATED OR SHIPPED. ARCADIA INC. IS NOT RESPONSIBLE FOR MATERIAL FABRICATED, SHIPPED OR ERECTED PRIOR TO ALL APPROVALS.
4. THE CAPACITY OF THE BUILDING STRUCTURE TO SUPPORT THE DEAD AND WIND LOADING HAS NOT BEEN EVALUATED. A COPY OF THESE SHOP DRAWING AND CALCULATIONS SHOULD BE SUBMITTED TO THE PROJECT STRUCTURAL ENGINEER SO THAT THE ADEQUACY OF THE BUILDING STRUCTURE CAN BE EVALUATED.
5. ALL GASKET JOINTS, BUTT JOINTS, HORIZONTAL AND VERTICAL JOINT, LAP JOINTS AND WEEP HOLES SHOULD BE SEALED AND INSTALLED WATERTIGHT PER THE INSTALLATION INSTRUCTION AND/OR TEST REPORT AND FOLLOWING SEALANT MANUFACTURER RECOMMENDATIONS AS TO SIZE, METHOD OF APPLICATION AND COMPATIBILITY WITH ADJOINING MATERIAL.
6. IF CONNECTION CONFIGURATION OR MATERIALS DIFFER FROM THOSE USED IN THIS SET OF SHOP DRAWING IT SHALL BE BROUGHT TO THE ATTENTION OF ARCADIA INC. PRIOR TO FABRICATION OR INSTALLATION.
7. ALL SHEAR BLOCKS SHALL BE ALUMINUM WITH A DRILLED HOLE OF MAX. DIAMETER EQUAL TO BOLT DIAMETER PLUS 1/32".
8. ALL BOLTS, LAG SCREWS, AND CONCRETE ANCHORS SHALL BE INSTALLED WITH AMERICAN STANDARD PLAIN WASHERS UNLESS NOTED OTHERWISE. ALL BOLTS SHALL BE ASTM A307 UNLESS NOTED OTHERWISE.
9. ALL POST-INSTALLED CONCRETE ANCHORS ARE SUBJECT TO SPECIAL INSPECTION PER THE ESR AND LOCAL ADOPTED BUILDING CODES.
10. INTERNAL STEEL STIFFENERS WHERE SPECIFIED SHALL BE FABRICATED USING ASTM A-36 STEEL FOR STRUCTURAL SHAPES AND ASTM A-569 FOR COLD FORMED SECTIONS. DIMENSIONS SHOWN IN THESE SHOP DRAWING AND CALCULATIONS ARE APPROXIMATE, ACTUAL FABRICATED SIZE SHALL PROVIDE FOR A TIGHT FIT WITH A MAXIMUM OF 1/8" CLEARANCE.
11. ALL WELDING OF ALUMINUM SHALL BE IN ACCORDANCE WITH 2019 CALIFORNIA BUILDING CODE. WELDING OF ALUMINUM TO OCCUR ONLY AT LOCATIONS SPECIFICALLY SHOWN ON SHOP DRAWING.
12. ALL ALUMINUM IN CONTACT WITH MASONRY, STUCCO, STEEL OR OTHER DISSIMILAR MATERIALS SHALL BE SEPARATED WITH VINYL TAPE OR POLYSTYRENE SHIMS. INTERNAL STEEL REINFORCING SHALL BE SHOP COATED WITH ALKYD TYPE ZINC CHROMATE PRIMER COMPLYING WITH FS TT-P-645.
13. ALL GLASS AND GLAZING SHALL MEET THE REQUIREMENTS FOR THE 2019 CALIFORNIA BUILDING CODE. SAFETY GLAZING SHALL BE USED IN ALL AREAS WHERE REQUIRED.
14. GLASS SETTING BLOCKS SHALL BE INSTALLED AT GLASS LITE 1/4 POINTS EXCEPT AS SPECIFICALLY NOTED OTHERWISE ON THE WINDOW WALL ELEVATIONS.
15. ARCADIA INC. IS NOT RESPONSIBLE FOR THE TYPE, SIZE, OR LOCATION OF ANY LOAD BEARING STRUCTURAL MEMBERS OF THE BUILDING. THE DESIGN OF THE WINDOW WALL IS BASED ON THE ASSUMPTION THAT THE BUILDING MEMBERS ARE CAPABLE OF ADEQUATELY SUPPORTING ALL WIND AND DEAD LOADS IMPOSED ON THEM BY THE SYSTEM. THIS SYSTEM, AS DETAILED, SHALL BE DESIGNED TO ACCOMMODATE A BUILDING DEFLECTION OF + OR - 1/4" VERTICALLY. THE STRUCTURAL ENGINEER OF RECORD FOR THE BUILDING SHALL VERIFY THAT ALL SURROUNDING STRUCTURES TO WHICH WINDOW WALL FRAMING IS TO BE ANCHORED ARE STRUCTURALLY SOUND AND CAPABLE OF SUPPORTING THE WEIGHTS AND REACTIONS OF THESE SYSTEMS UNDER MAXIMUM DESIGN LOADS.
16. STRUCTURAL ATTACHMENT BETWEEN ALUMINUM FRAMING AND STEEL STUD FRAMING SHALL BE ADEQUATE TO ACCEPT ALL LOADS IMPOSED BY THE WINDOW OR CURTAIN WALL FRAMING.(STEEL STUD FRAMING DESIGN AND SUPPLY BY OTHER)
17. THE WINDLOAD REACTIONS ACT PERPENDICULAR TO THE ELEVATION AT EACH MULLION LOCATION
    THE DEAD LOAD REACTIONS ACT IN THE DOWNWARD DIRECTION AT EACH MULLION LOCATION.
    THE WINDLOAD AND DEAD LOAD REACTIONS SHOWN ARE THE CRITICAL CASE REACTIONS PER ELEVATION.
18. USE 100% ELONGATION SILICONE SEALANT AT ALL LOCATIONS.
19. ALL SCREWS TO BE 18-8 STAINLESS STEEL OR SAE J429 GRADE 2 MINIMUM. 1/4" SCREWS TO BE SAE J429 GRADE 5.

SHEET INDEX

NO.	SHEET NO.	SHEET TITLE	REVISION 1	2	3	4
1	CW0.01	COVER SHEET				
2	CW0.02	GENERAL NOTES				
3	CW0.03	SECTION PROPERTIES (AFG451T)				
4	CW1.11	WING A - PARTIAL FLOOR PLAN - LEVEL 1 - A1				
5	CW1.12	WING A - PARTIAL FLOOR PLAN - LEVEL 1 - A2				
6	CW1.13	WING B - PARTIAL FLOOR PLAN - LEVEL 1 - B				
7	CW1.21	WING A - PARTIAL FLOOR PLAN - LEVEL 2 - A1				
8	CW1.22	WING A - PARTIAL FLOOR PLAN - LEVEL 2 - A2				
9	CW1.23	WING B - PARTIAL FLOOR PLAN - LEVEL 2 - B				
10	CW1.31	WING A - PARTIAL FLOOR PLAN - LEVEL 3 - A1				
11	CW1.32	WING A - PARTIAL FLOOR PLAN - LEVEL 3 - A2				
12	CW1.33	WING B - PARTIAL FLOOR PLAN - LEVEL 3 - B				
13	CW1.41	BUILDING ELEVATIONS				
14	CW1.42	BUILDING ELEVATIONS				
15	CW1.43	BUILDING ELEVATIONS				
16	CW2.01	EXTERIOR STOREFRONT ELEVATIONS (AFG451T)				
17	CW2.02	EXTERIOR STOREFRONT ELEVATIONS (AFG451T)				
18	CW2.03	EXTERIOR STOREFRONT ELEVATIONS (AFG451T)				
19	CW2.04	EXTERIOR STOREFRONT ELEVATIONS (AFG451T)				
20	CW2.05	EXTERIOR STOREFRONT ELEVATIONS (AFG451T)				
21	CW2.06	EXTERIOR STOREFRONT ELEVATIONS (AFG451T)				
22	CW2.07	EXTERIOR STOREFRONT ELEVATIONS (AFG451T)				
23	CW3.01	INTERIOR STOREFRONT ELEVATIONS (AFG451T)				
24	CW4.01	HORIZONTAL BLADE SUNSHADE ELEVATIONS & SECTIONS				
25	CW4.02	HORIZONTAL BLADE SUNSHADE ELEVATIONS & SECTIONS				
26	CW4.03	HORIZONTAL BLADE SUNSHADE ELEVATIONS & SECTIONS				
27	CW4.04	VERTICAL SUNSHADE ELEVATIONS & SECTIONS				
28	CW4.05	HORIZONTAL SUNSHADE ELEVATIONS & SECTIONS				
29	CW5.01	EXTERIOR S/F DETAILS - HORZ. MEMBERS (AFG451T)				
30	CW5.02	EXTERIOR S/F DETAILS - HORZ. MEMBERS (AFG451T)				
31	CW5.03	EXTERIOR S/F DETAILS - HORZ. MEMBERS (AFG451T)				
32	CW6.01	EXTERIOR S/F DETAILS - VERT. MEMBERS (AFG451T)				
33	CW6.02	EXTERIOR S/F DETAILS - VERT. MEMBERS (AFG451T)				
34	CW6.03	EXTERIOR S/F DETAILS - VERT. MEMBERS (AFG451T)				
35	CW6.04	EXTERIOR S/F DETAILS - VERT. MEMBERS (AFG451T)				
36	CW7.01	INTERIOR S/F DETAILS (AF450)				
37	CW7.02	INTERIOR S/F DETAILS (AF450)				
38	CW7.03	INTERIOR S/F DETAILS (AF450)				
39	CW8.01	HORIZONTAL BLADE SUNSHADE DETAILS				
40	CW8.02	HORIZONTAL BLADE SUNSHADE DETAILS				
41	CW8.03	HORIZONTAL BLADE SUNSHADE DETAILS				
42	CW8.04	HORIZONTAL BLADE SUNSHADE DETAILS				
43	CW8.05	HORIZONTAL BLADE SUNSHADE DETAILS				
44	CW8.06	HORIZONTAL BLADE SUNSHADE DETAILS				
45	CW8.11	HORIZONTAL BLADE SUNSHADE DETAILS				
46	CW8.12	HORIZONTAL BLADE SUNSHADE DETAILS				
47	CW9.01	VERTICAL SUNSHADE DETAILS				
48	CW9.02	VERTICAL SUNSHADE DETAILS				
49	CW9.03	VERTICAL SUNSHADE DETAILS				
50	CW9.04	HORIZONTAL SUNSHADE DETAILS				
51	CW9.05	HORIZONTAL SUNSHADE DETAILS				

ALUMINUM STOREFRONT, WINDOW & DOOR CW DRAWINGS

AAE-680

COMPTON COLLEGE

STUDENT HOUSING

1111 E. ARTESIA BLVD.
COMPTON, CA 90221

REVIEW NOTES

ARCADIA, INC.® PRODUCT USE & WARRANTY

Product Use
Arcadia, Inc., hereby disclaims all liability for the installation of project or design, any parts, gaskets, glazing aerials, components or sealant of other manufacturers used with Arcadia, Inc.,products , or lack of performance of Arcadia, Inc., products attributable to such items. Buyer agrees that under no circumstances shall Arcadia, Inc. be liable for installation defects as Arcadia, Inc. has not and will not be involved in the product selection or installation process. Buyer acknowledges that windows and doors are designed and manufactured to specific performance levels and are rated and classified for particular uses. Different product applications require different levels of product performance. Windows and doors are rated by independent certification agencies to insure they meet their specifications. Selecting the appropriate Arcadia, Inc. products and the installation and application of these products is not the responsibility of Arcadia, Inc. but of Buyer. Buyer represents and agrees that Buyer is solely responsible for the selection and application of proper systems and sizes and to ensure that when installed Arcadia, Inc.'s products will not allow water to pass beyond, around or through Arcadia, Inc.'s products. Unless Buyer has requested in writing and paid a separate and additional fee to Arcadia, Inc. for assembly and installation instructions and unless the same is reflected in this documents. Buyer agrees that any details shown are for purposes of illustrations purposes only and are not intended to show how the product should actually be installed and applied. This warranty also does not cover, and Arcadia, Inc., hereby disclaims all liability for any product which has accident, fire, war, flood, earthquakes, acts of God, or to which parts not supplied by Arcadia, Inc., have been added, or to defects caused by depreciation or normal wear. All decisions regarding the existence of defects in material and workmanship and the occurrence of any of the matters described in the preceding paragraphs or affecting this Warranty shall be made by Arcadia, Inc., and shall be final and binding upon the parties.

Warranties
Arcadia, Inc. warrants that goods sold here under are merchantable unless manufactured in conformance with Buyer's specifications, and that Arcadia, Inc. conveys good title thereto. ARCADIA, INC. MAKES NO WARRANTIES OR REPRESENTATIONS , EXPRESS OR IMPLIED, BEYOND THE DESCRIPTION ON THE FACE OF THIS CONTRACT AND PURCHASER UNDERSTANDS THAT ARCADIA, INC. HEREBY DISCLAIMS ALL IMPLIED WARRANTIES OF MERCHANTABILITY AND FITNESS. FOR EXAMPLE, ARCADIA, INC. DOES NOT WARRANT THAT THE GOODS ARE FIT FOR BUYER'S PARTICULAR USE OR PURPOSE, AND EXPRESSLY DISCLAIMS ALL PRIOR, CONTEMPORANEOUS OR SUBSEQUENT ORAL REPRESENTATIONS OR WARRANTIES OF ANY KIND. IN THE EVENT GOODS ARE NOT CONFORMING, BUYER'S EXCLUSIVE REMEDY SHALL BE RETURN OF THE GOODS AND REFUND OF THE PURCHASE PRICE, OR AT ARCADIA, INC.'S OPTION, REPLACEMENT OF THE GOODS BY ARCADIA, INC., BUT IN NO EVENT SHALL ARCADIA, INC. BE LIABLE TO BUYER FOR ANY MERCHANDISE OR PART BEYOND ITS INVOICE VALUE (LESS SCRAP VALUE), NOR FOR ANY DIRECT , CONSEQUENTIAL, SPECIAL OR INDIRECT DAMAGES. Arcadia, Inc. shall not have any liability to the customer for lost profits or other consequential, special, indirect or incidental damages, based upon a claim of any type or nature (including, but not limited to, contract, tort (including negligence, warranty or strict liability)), even if advised of possibility of such damages. Arcadia, Inc. specifically does not warrant the accuracy of any advice or recommendations given to Buyer in connection with the sale of goods hereunder.

REVIEW NOTES

DSA STAMP

IDENTIFICATION STAMP
DIV. OF THE STATE ARCHITECT
APP: 03-123205 INC: 02
REVIEWED FOR
SS ☑ FLS ☑ ACS ☑
DATE: 02/01/2024

HPI architecture
www.hpiarchitecture.com
115 22nd street
Newport Beach, CA
92663
o: 949.675.6442

SEAL

LICENSED ARCHITECT
AMMAR NAJI SARSAM
C-30902
12/31/2025
RENEWAL DATE
STATE OF CALIFORNIA

CONSULTANTS

arcadia
ARCADIA, INC.
2301 E. Vernon Ave., Vernon, CA 90058
Tel: (323) 269-7300, Fax: (323) 261-9927

REGISTERED PROFESSIONAL ENGINEER
SCOTT WALLACE
SE 3613
EXP. 6/30/25
STRUCTURAL
STATE OF CALIFORNIA

PROJECT TITLE
COMPTON COLLEGE
STUDENT HOUSING
INCREMENT 2 OF 2 - BUILDING & ASSOCIATED SITE WORK
1111 E. ARTESIA BLVD, COMPTON, CA 90221

ISSUED

#	DATE	DESCRIPTION
	10/19/2023	DSA BACK CHECK SUBMITTAL

PROJECT IDENTIFICATION

THE DRAWINGS IN THE SHEET INDEX WERE ORIGINALLY CREATED IN AUTODESK REVIT V. 2018 UNLESS OTHERWISE NOTED.

THE ORIGINAL SIZE OF THIS SHEET IS 30" X 42".

THESE DRAWINGS AND SPECIFICATIONS ARE THE PROPERTY AND COPYRIGHT OF THE ARCHITECT AND SHALL NOT BE USED ON ANY OTHER PROJECT OR LOCATION EXCEPT AS DESCRIBED ON THE DRAWINGS, WITHOUT WRITTEN AGREEMENT WITH THE ARCHITECT.

© HPI ARCHITECTURE 2022

SHEET TITLE

COVER PAGE

SHEET NUMBER

CW0.01

CONSTRUCTION DOCUMENTS

GLASS SCHEDULE / MATERIAL LEGEND

GLASS	DESCRIPTION
GL-1	1" I.G.U. PER SEPC. 08 80 00
GL-2	1/4" CLEAR TEMPERED GLASS @INTERIOR STOREFRONT
(T)	TEMPERED GLASS
(F)	FROASTED GLASS

ABBREVIATIONS

REFERENCE	DESCRIPTION
B.O.M.	BOTTOM OF MULLION
D .L .O.	DAYLGHT OPENING DIMENSION
D. O.	DOOR OPENING DIMENSION
D. P.	DIMENSION POINT REFERENCE
F. D.	FRAME DIMENSION
OPP.	OPPOSITE HAND
N.B.A.	NOT BY ARCADIA
R. O.	ROUGH OPENING DIMENSION
T .O .M.	TOP OF MULLION
TYP.	TYPICAL
V.I.F.	VERIFY IN FIELD
W.O.	WINDOW OPENING
℄	CENTER LINE
GL	GLASS
SIM.	SIMILAR

GASKET TABLE:

GASKET SHAPE	GASKET No.	DESCRIPTION
	VTL-TG	Glazing gasket for AFG601T
		Bulb Gasket @Door
		Mohair
	AWB-C4375	Anti Walk Block

FASTENERS:

DESCRIPTION	SHAPE	REMARK

SETTING BLOCKS

BLOCK	SYMBOL	DESCRIPTION
	SB01	Setting Block [1" x 5/8" x 4] SB-1.0X0.6250X4
	SB02	Setting Block [1" x 3/16" x 4] SB-1.0X0.1875X4
	SB03	Setting Block [1" x 3/4" x 4] SB-1.0X0.75X4

MISC.

DOOR SCHEDULE

EXTERIOR

DOOR #	TYPE	WIDTH	HEIGHT	MATERIAL	LOCATION	REMARKS
A100-01	PR / SWING-OUT	6'-0"	8'-4 5/8"	ALUM.	LOBBY A100	
A100A-1	PR / SWING-OUT	7'-4"	8'-4 5/8"	ALUM.	SOCIAL LOUNGE A100A	
S11-3	SGL HINGE LEFT / SWING-OUT	3'-0"	8'-4 5/8"	ALUM.	STAIR #1	
B150-1	PR / SWING-OUT	6'-0"	8'-4 5/8"	ALUM.	LOUNGE B150	
B250-1	SGL HINGE LEFT / SWING-OUT	3'-0"	8'-4 5/8"	ALUM.	LOUNGE B250	
B350-1	SGL HINGE LEFT / SWING-OUT	3'-0"	8'-4 5/8"	ALUM.	LOUNGE B350	
C11-3	SGL HINGE LEFT / SWING-OUT	3'-0"	7'-4 5/8"	ALUM.	CORRIDOR C11	
C31-2	SGL HINGE LEFT / SWING-OUT	3'-0"	7'-4 5/8"	ALUM.	CORRIDOR C31	
C21-2	SGL HINGE LEFT / SWING-OUT	3'-0"	7'-4 5/8"	ALUM.	CORRIDOR C21	
C22-2	SGL HINGE RIGHT / SWING-OUT	3'-0"	7'-4 5/8"	ALUM.	CORRIDOR C22	
C23-2	SGL HINGE RIGHT / SWING-OUT	3'-0"	7'-4 5/8"	ALUM.	CORRIDOR C23	

INTERIOR

DOOR #	TYPE	WIDTH	HEIGHT	MATERIAL	LOCATION	REMARKS
B150A-1	SGL HINGE RIGHT / SWING-IN	3'-2"	7'-9 1/16"	ALUM.	PLAY ROOM B150A	
A200A-1	SGL HINGE RIGHT / SWING-IN	3'-0"	7'-9 1/16"	ALUM.	COMMON KITCHEN A200A	
A300A-1	SGL HINGE RIGHT / SWING-IN	3'-0"	7'-9 1/16"	ALUM.	COMMON KITCHEN A300A	
A200B-1	SGL HINGE RIGHT / SWING-IN	3'-0"	7'-9 1/16"	ALUM.	STUDY ROOM A200B	
A300B-1	SGL HINGE RIGHT / SWING-IN	3'-0"	7'-9 1/16"	ALUM.	STUDY ROOM A300B	
B250A-1	SGL HINGE RIGHT / SWING-IN	3'-2"	7'-9 1/16"	ALUM.	STUDY B250A	
B350A-1	SGL HINGE RIGHT / SWING-IN	3'-2"	7'-9 1/16"	ALUM.	STUDY B350A	

DOOR TYPE

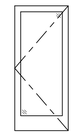

TYPE 'SGL'
SINGLE DOOR
(WIDE STILE WS512HD)

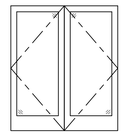

TYPE 'PR'
PAIR DOOR
(WIDE STILE WS512HD)

GENERAL NOTES ON DOORS

Typical for all doors -
Doors shall comply with 11B-404.2.7 and 11B-309.4.
Demonstrate or provide 5 lbs. opening force max. unlatching and 5 lbs. force max operating pressure per CBC 11B-404.2.9 and closing speed shall comply with Section 11B-404.2.8.
The force for pushing or pulling open a door or gate shall be as follows:

1. Interior hinged doors and gates: 5 pounds maximum.
2. Sliding or folding doors: 5 pounds maximum.
3. Required fire doors: the minimum opening force allowable by the appropriate administrative authority, not to exceed 15 pounds.
4. Exterior hinged doors: 5 pounds maximum.

These forces do not apply to the force required to retract latch bolts or disengage other devices that hold the door or gate in a closed position.

DSA STAMP

IDENTIFICATION STAMP
DIV. OF THE STATE ARCHITECT
APP: 03-123205 INC: 02
REVIEWED FOR
SS ☑ FLS ☑ ACS ☑
DATE: 02/01/2024

hpi architecture
www.hpiarchitecture.com
115 22nd street
Newport Beach, CA
92663
o: 949.675.6442

SEAL

LICENSED ARCHITECT
AMMAR NAJI SARSAM
C-30902
12/31/2025
RENEWAL DATE
STATE OF CALIFORNIA

CONSULTANTS

arcadia
ARCADIA, INC.
2301 E. Vernon Ave., Vernon, CA 90058
Tel: (323) 269-7300, Fax: (323) 261-9927

REGISTERED PROFESSIONAL ENGINEER
SCOTT WALLACE
SE 3613
EXP. 6/30/25
STRUCTURAL
STATE OF CALIFORNIA

PROJECT TITLE

COMPTON COLLEGE
STUDENT HOUSING

INCREMENT 2 OF 2 - BUILDING & ASSOCIATED SITE WORK

1111 E. ARTESIA BLVD, COMPTON, CA 90221

Compton College

ISSUED

#	DATE	DESCRIPTION
	10/19/2023	DSA BACK CHECK SUBMITTAL

PROJECT IDENTIFICATION

THE DRAWINGS IN THE SHEET INDEX WERE ORIGINALLY CREATED IN AUTODESK REVIT V. 2018 UNLESS OTHERWISE NOTED.

THE ORIGINAL SIZE OF THIS SHEET IS 30" X 42".

THESE DRAWINGS AND SPECIFICATIONS ARE THE PROPERTY AND COPYRIGHT OF THE ARCHITECT AND SHALL NOT BE USED ON ANY OTHER PROJECT OR LOCATION EXCEPT AS DESCRIBED ON THE DRAWINGS, WITHOUT WRITTEN AGREEMENT WITH THE ARCHITECT.

© HPI ARCHITECTURE 2022

SHEET TITLE

GENERALNOTES

SHEET NUMBER

CW0.02

CONSTRUCTION DOCUMENTS

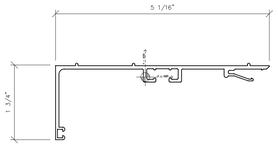

TF-420

Area: 0.68774 sq in
Perimeter: 18.24141 in
Bounding box: X: -2.12188 -- 2.93388 in
Y: -1.47858 -- 0.33142 in
Centroid: X: 0.00000 in
Y: 0.00000 in
Moments of inertia: X: 0.12655 sq in sq in
Y: 1.82540 sq in sq in
Product of inertia: XY: -0.24309 sq in sq in
Radii of gyration: X: 0.42895 in
Y: 1.62917 in
Principal moments (sq in sq in) and X-Y directions about centroid:
I: 0.09245 along [0.99030 0.13892]
J: 1.85950 along [-0.13892 0.99030]

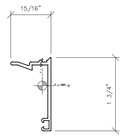

JC-420ST

Area: 0.21259 sq in
Perimeter: 6.32982 in
Bounding box: X: -0.74793 -- 0.20366 in
Y: -1.06910 -- 0.66677 in
Centroid: X: 0.00000 in
Y: 0.00000 in
Moments of inertia: X: 0.06510 sq in sq in
Y: 0.01397 sq in sq in
Product of inertia: XY: 0.01507 sq in sq in
Radii of gyration: X: 0.55339 in
Y: 0.25632 in
Principal moments (sq in sq in) and X-Y directions about centroid:
I: 0.06921 along [0.96477 0.26308]
J: 0.00986 along [-0.26308 0.96477]

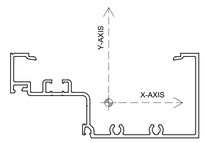

TB-438

Area: 0.8658 sq in
Perimeter: 23.6248 in
Bounding box: X: -2.3213 -- 2.1307 in
Y: -0.8330 -- 1.1670 in
Centroid: X: 0.0000 in
Y: 0.0000 in
Moments of inertia: X: 0.3826 sq in sq in
Y: 2.0788 sq in sq in
Product of inertia: XY: 0.3006 sq in sq in
Radii of gyration: X: 0.6647 in
Y: 1.5495 in
Principal moments (sq in sq in) and X-Y directions about centroid:
I: 0.3308 along [0.9855 -0.1695]
J: 2.1305 along [0.1695 0.9855]

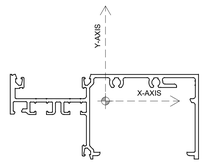

TB-427

Area: 1.0359 sq in
Perimeter: 26.9836 in
Bounding box: X: -2.2526 -- 2.1994 in
Y: -1.3718 -- 0.6282 in
Centroid: X: 0.0000 in
Y: 0.0000 in
Moments of inertia: X: 0.3204 sq in sq in
Y: 2.2893 sq in sq in
Product of inertia: XY: 0.0424 sq in sq in
Radii of gyration: X: 0.5562 in
Y: 1.4866 in
Principal moments (sq in sq in) and X-Y directions about centroid:
I: 0.3195 along [0.9998 -0.0215]
J: 2.2903 along [0.0215 0.9998]

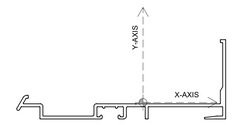

TF-451

Area: 0.6404 sq in
Perimeter: 17.8763 in
Bounding box: X: -2.9856 -- 1.9548 in
Y: -0.3895 -- 1.4865 in
Centroid: X: 0.0000 in
Y: 0.0000 in
Moments of inertia: X: 0.1094 sq in sq in
Y: 1.7348 sq in sq in
Product of inertia: XY: -0.2162 sq in sq in
Radii of gyration: X: 0.4132 in
Y: 1.6458 in
Principal moments (sq in sq in) and X-Y directions about centroid:
I: 0.0811 along [0.9916 0.1296]
J: 1.7630 along [-0.1296 0.9916]

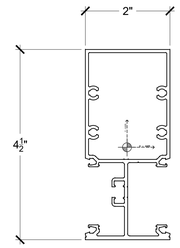

TB251

Area: 1.30626 sq in
Perimeter: 34.02641 in
Bounding box: X: -0.98529 -- 1.01471 in
Y: -2.18611 -- 2.31389 in
Centroid: X: 0.00000 in
Y: 0.00000 in
Moments of inertia: X: 2.95143 sq in sq in
Y: 0.68129 sq in sq in
Product of inertia: XY: -0.02135 sq in sq in
Radii of gyration: X: 1.50314 in
Y: 0.72219 in
Principal moments (sq in sq in) and X-Y directions about centroid:
I: 2.95163 along [0.99996 -0.00940]
J: 0.68108 along [0.00940 0.99996]

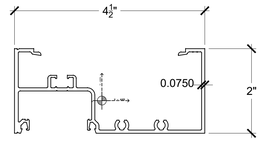

TB265

Area: 0.9934
Perimeter: 26.2281
Bounding box: X: -2.0660 -- 2.4340
Y: -0.7722 -- 1.2278
Centroid: X: 0.0000
Y: 0.0000
Moments of inertia: X: 0.4186
Y: 2.7063
Product of inertia: XY: -0.1837
Radii of gyration: X: 0.6491
Y: 1.6505
Principal moments and X-Y directions about centroid:
I: 0.4039 along [0.9968 -0.0795]
J: 2.7209 along [0.0795 0.9968]

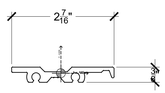

TB427CL

Area: 0.4420
Perimeter: 6.8426
Bounding box: X: -1.1639 -- 1.2572
Y: -0.2145 -- 0.1443
Centroid: X: 0.0000
Y: 0.0000
Moments of inertia: X: 0.0042
Y: 0.1849
Product of inertia: XY: 0.0033
Radii of gyration: X: 0.0969
Y: 0.6467
Principal moments and X-Y directions about centroid:
I: 0.0041 along [0.9998 0.0180]
J: 0.1849 along [-0.0180 0.9998]

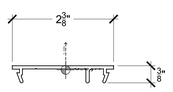

TB205

Area: 0.2606
Perimeter: 7.0412
Bounding box: X: -1.2587 -- 1.1375
Y: -0.3089 -- 0.0971
Centroid: X: 0.0000
Y: 0.0000
Moments of inertia: X: 0.0028
Y: 0.1493
Product of inertia: XY: -0.0021
Radii of gyration: X: 0.1044
Y: 0.7571
Principal moments and X-Y directions about centroid:
I: 0.0028 along [0.9999 -0.0142]
J: 0.1494 along [0.0142 0.9999]

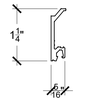

TB425ST

Area: 0.1473
Perimeter: 3.9345
Bounding box: X: -0.1081 -- 0.2412
Y: -0.5479 -- 0.6866
Centroid: X: 0.0000
Y: 0.0000
Moments of inertia: X: 0.0215
Y: 0.0013
Product of inertia: XY: 0.0004
Radii of gyration: X: 0.3822
Y: 0.0950
Principal moments and X-Y directions about centroid:
I: 0.0013 along [0.0189 0.9998]
J: 0.0215 along [-0.9998 0.0189]

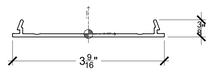

TG200

Area: 0.3231
Perimeter: 8.7318
Bounding box: X: -1.7950 -- 1.7950
Y: -0.0696 -- 0.3365
Centroid: X: 0.0000
Y: 0.0000
Moments of inertia: X: 0.0022
Y: 0.4260
Product of inertia: XY: 0.0000
Radii of gyration: X: 0.0831
Y: 1.1483
Principal moments and X-Y directions about centroid:
I: 0.0022 along [1.0000 0.0000]
J: 0.4260 along [0.0000 1.0000]

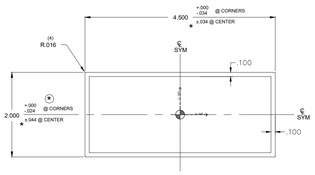

T245

Area: 1.2599
Perimeter: 25.1554
Bounding box: X: -2.2500 -- 2.2500
Y: -1.0000 -- 1.0000
Centroid: X: 0.0000
Y: 0.0000
Moments of inertia: X: 0.9101
Y: 3.2607
Product of inertia: XY: 0.0000
Radii of gyration: X: 0.8499
Y: 1.6088
Principal moments and X-Y directions about centroid:
I: 0.9101 along [1.0000 0.0000]
J: 3.2607 along [0.0000 1.0000]

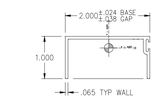

UCH201

Area: 0.2612
Perimeter: 8.2170
Bounding box: X: -1.0285 -- 0.9715
Y: -0.7258 -- 0.2742
Centroid: X: 0.0000
Y: 0.0000
Moments of inertia: X: 0.0247
Y: 0.1623
Product of inertia: XY: -0.0002
Radii of gyration: X: 0.3076
Y: 0.7881
Principal moments and X-Y directions about centroid:
I: 0.0247 along [1.0000 -0.0012]
J: 0.1623 along [0.0012 1.0000]

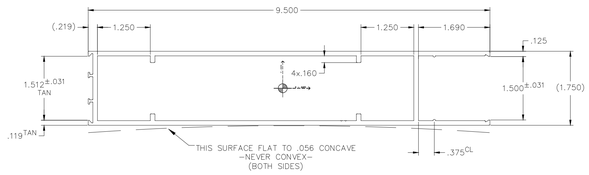

DRB950

Area: 2.4868
Perimeter: 46.3359
Bounding box: X: -4.6014 -- 4.8986
Y: -0.8751 -- 0.8749
Centroid: X: 0.0000
Y: 0.0000
Moments of inertia: X: 1.4932
Y: 21.2535
Product of inertia: XY: 0.0004
Radii of gyration: X: 0.7749
Y: 2.9234
Principal moments and X-Y directions about centroid:
I: 1.4932 along [1.0000 0.0000]
J: 21.2535 along [0.0000 1.0000]

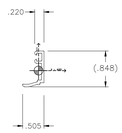

DS001

Area: 0.0923
Perimeter: 3.2699
Bounding box: X: -0.3766 -- 0.1284
Y: -0.3842 -- 0.4639
Centroid: X: 0.0000
Y: 0.0000
Moments of inertia: X: 0.0074
Y: 0.0015
Product of inertia: XY: 0.0017
Radii of gyration: X: 0.2838
Y: 0.1285
Principal moments and X-Y directions about centroid:
I: 0.0011 along [0.2525 0.9676]
J: 0.0079 along [-0.9676 0.2525]

DSA STAMP

IDENTIFICATION STAMP
DIV. OF THE STATE ARCHITECT
APP: 03-123205 INC: 02
REVIEWED FOR
SS ☑ FLS ☑ ACS ☑
DATE: 02/01/2024

HPI architecture
www.hpiarchitecture.com
115 22nd street
Newport Beach, CA
92663
o: 949.675.6442

SEAL

LICENSED ARCHITECT
AMMAR NAJI SARSAM
C-30902
12/31/2025
RENEWAL DATE
STATE OF CALIFORNIA

CONSULTANTS

arcadia
ARCADIA, INC.
2301 E. Vernon Ave., Vernon, CA 90058
Tel: (323) 269-7300, Fax: (323) 261-9927

REGISTERED PROFESSIONAL ENGINEER
SCOTT WALLACE
SE 3613
EXP. 6/30/25
STRUCTURAL
STATE OF CALIFORNIA

PROJECT TITLE

COMPTON COLLEGE STUDENT HOUSING

INCREMENT 2 OF 2 - BUILDING & ASSOCIATED SITE WORK

1111 E. ARTESIA BLVD, COMPTON, CA 90221

Compton College

ISSUED

#	DATE	DESCRIPTION
	10/19/2023	DSA BACK CHECK SUBMITTAL

PROJECT IDENTIFICATION

THE DRAWINGS IN THE SHEET INDEX WERE ORIGINALLY CREATED IN AUTODESK REVIT V. 2018 UNLESS OTHERWISE NOTED.

THE ORIGINAL SIZE OF THIS SHEET IS 30" X 42".

THESE DRAWINGS AND SPECIFICATIONS ARE THE PROPERTY AND COPYRIGHT OF THE ARCHITECT AND SHALL NOT BE USED ON ANY OTHER PROJECT OR LOCATIONS EXCEPT AS DESCRIBED ON THE DRAWINGS, WITHOUT WRITTEN AGREEMENT WITH THE ARCHITECT.

© HPI ARCHITECTURE 2022

SHEET TITLE

SECTION PROPERTIES
(AFG451T)

SHEET NUMBER

CW0.03

CONSTRUCTION DOCUMENTS

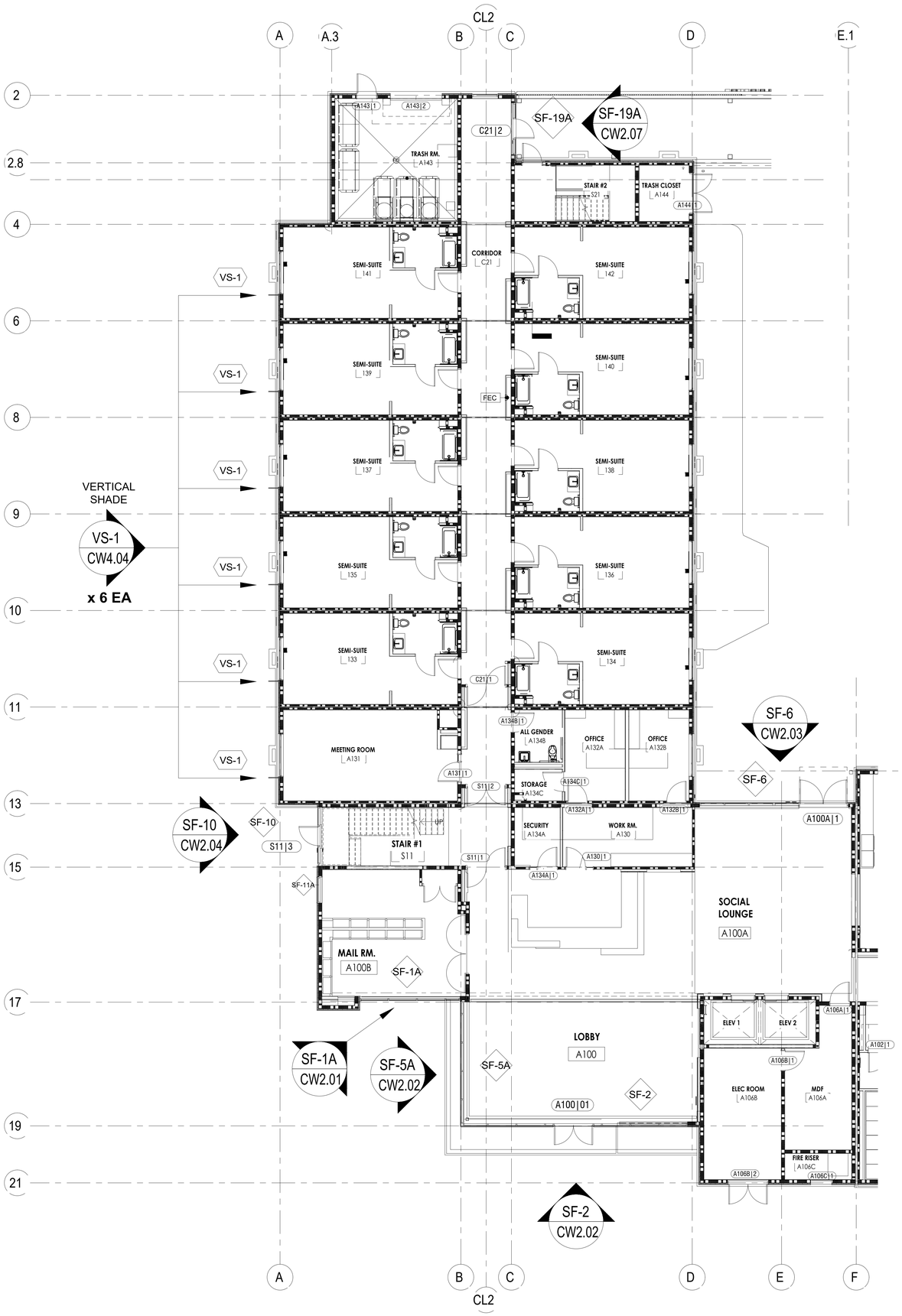

SUNSHADE LEGEND	
VS-1	VERTICALLY ORIENTED 1'-6" DEEP BY 6'-8" TALL SOLAR SHADE
VS-2	VERTICALLY ORIENTED 1'-6" DEEP BY 8'-6" TALL SOLAR SHADE
VS-3	VERTICALLY ORIENTED 1'-6" DEEP BY 9'-8" TALL SOLAR SHADE
HS-1	HORIZONTALLY ORIENTED 1'-6" DEEP BY 5'-4" WIDE SOLAR SHADE
HS-2	HORIZONTALLY ORIENTED 1'-6" DEEP BY 6'-8" WIDE SOLAR SHADE
HBS	TWO ONE STORY SEGMENTS OF VERTICAL POSTS WITH HORIZONTAL BLADE SOLAR SHADES 12-1/2" O.C. ATTACHED BACK TO STRUCTURE

1 WING A - PARTIAL FLOOR PLAN - LEVEL 1 - A1

REF. ARCH. DWG. : A2.11
(SCALE : N/A)

(NOTE: FLOOR PLAN IS FOR SHOWING STOREFRONT & DOOR LOCATION ONLY. DO NOT TAKE ANY DIMENSIONS FROM THIS FLOOR PLAN)

N

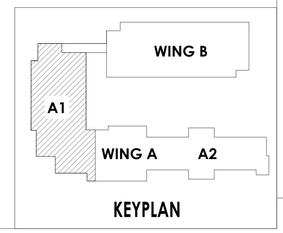

DSA STAMP

IDENTIFICATION STAMP
DIV. OF THE STATE ARCHITECT
APP: 03-123205 INC: 02
REVIEWED FOR
SS ☑ FLS ☑ ACS ☑
DATE: 02/01/2024

HPI architecture
www.hpiarchitecture.com
115 22nd street
Newport Beach, CA
92663
o: 949.675.6442

SEAL

LICENSED ARCHITECT
AMMAR NAJI SARSAM
C-30902
12/31/2025
RENEWAL DATE
STATE OF CALIFORNIA

CONSULTANTS

arcadia
ARCADIA, INC.
2301 E. Vernon Ave., Vernon, CA 90058
Tel: (323) 269-7300, Fax: (323) 261-9927

REGISTERED PROFESSIONAL ENGINEER
SCOTT WALLACE
SE 3613
EXP. 6/30/25
STRUCTURAL
STATE OF CALIFORNIA

PROJECT TITLE

COMPTON COLLEGE STUDENT HOUSING

INCREMENT 2 OF 2 - BUILDING & ASSOCIATED SITE WORK

1111 E. ARTESIA BLVD, COMPTON, CA 90221

Compton College

ISSUED		
#	DATE	DESCRIPTION
	10/19/2023	DSA BACK CHECK SUBMITTAL

PROJECT IDENTIFICATION

THE DRAWINGS IN THE SHEET INDEX WERE ORIGINALLY CREATED IN AUTODESK REVIT V. 2018 UNLESS OTHERWISE NOTED.

THE ORIGINAL SIZE OF THIS SHEET IS 30" X 42".

THESE DRAWINGS AND SPECIFICATIONS ARE THE PROPERTY AND COPYRIGHT OF THE ARCHITECT AND SHALL NOT BE USED ON ANY OTHER PROJECT OR LOCATIONS EXCEPT AS DESCRIBED ON THE DRAWINGS, WITHOUT WRITTEN AGREEMENT WITH THE ARCHITECT.

© HPI ARCHITECTURE 2022

SHEET TITLE

WING A - PARTIAL FLOOR PLAN - LEVEL 1 - A1

SHEET NUMBER

CW1.11

CONSTRUCTION DOCUMENTS

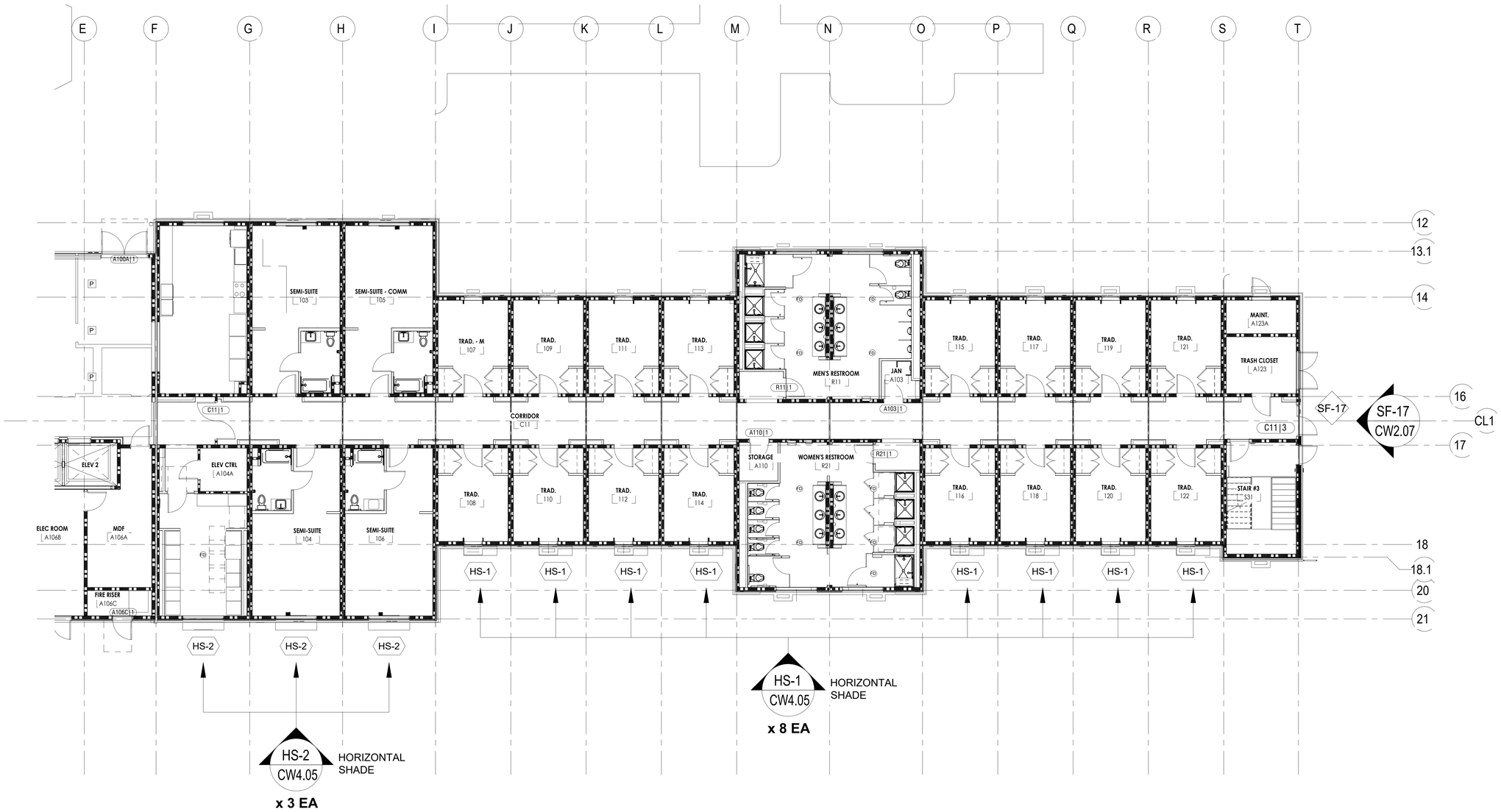

SUNSHADE LEGEND	
VS-1	VERTICALLY ORIENTED 1'-6" DEEP BY 6'-8" TALL SOLAR SHADE
VS-2	VERTICALLY ORIENTED 1'-6" DEEP BY 8'-6" TALL SOLAR SHADE
VS-3	VERTICALLY ORIENTED 1'-6" DEEP BY 9'-8" TALL SOLAR SHADE
HS-1	HORIZONTALLY ORIENTED 1'-6" DEEP BY 5'-4" WIDE SOLAR SHADE
HS-2	HORIZONTALLY ORIENTED 1'-6" DEEP BY 6'-8" WIDE SOLAR SHADE
HBS	TWO ONE STORY SEGMENTS OF VERTICAL POSTS WITH HORIZONTAL BLADE SOLAR SHADES 12-1/2" O.C. ATTACHED BACK TO STRUCTURE

1 WING A - PARTIAL FLOOR PLAN - LEVEL 1 - A2

REF. ARCH. DWG. : A2.12
(SCALE : N/A)

(NOTE: FLOOR PLAN IS FOR SHOWING STOREFRONT & DOOR LOCATION ONLY. DO NOT TAKE ANY DIMENSIONS FROM THIS FLOOR PLAN)

N

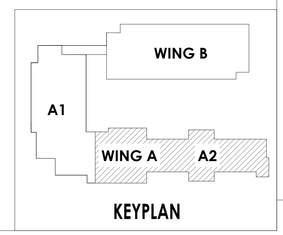

DSA STAMP

IDENTIFICATION STAMP
DIV. OF THE STATE ARCHITECT
APP: 03-123205 INC: 02
REVIEWED FOR
SS ☑ FLS ☑ ACS ☑
DATE: 02/01/2024

hpi architecture
www.hpiarchitecture.com
115 22nd street
Newport Beach, CA
92663
o: 949.675.6442

SEAL

LICENSED ARCHITECT
AMMAR NAJI SARSAM
C-30902
12/31/2025
RENEWAL DATE
STATE OF CALIFORNIA

CONSULTANTS

arcadia
ARCADIA, INC.
2301 E. Vernon Ave., Vernon, CA 90058
Tel: (323) 269-7300, Fax: (323) 261-9927

REGISTERED PROFESSIONAL ENGINEER
SCOTT WALDER
SE 3613
EXP. 6/30/25
STRUCTURAL
STATE OF CALIFORNIA

PROJECT TITLE
COMPTON COLLEGE
STUDENT HOUSING
INCREMENT 2 OF 2 - BUILDING & ASSOCIATED SITE WORK
1111 E. ARTESIA BLVD, COMPTON, CA 90221

Compton College

ISSUED

#	DATE	DESCRIPTION
	10/19/2023	DSA BACK CHECK SUBMITTAL

PROJECT IDENTIFICATION

THE DRAWINGS IN THE SHEET INDEX WERE ORIGINALLY CREATED IN AUTODESK REVIT V. 2018 UNLESS OTHERWISE NOTED.

THE ORIGINAL SIZE OF THIS SHEET IS 30" X 42".

THESE DRAWINGS AND SPECIFICATIONS ARE THE PROPERTY AND COPYRIGHT OF THE ARCHITECT AND SHALL NOT BE USED ON ANY OTHER PROJECT OR LOCATIONS EXCEPT AS DESCRIBED ON THE DRAWINGS, WITHOUT WRITTEN AGREEMENT WITH THE ARCHITECT.

© HPI ARCHITECTURE 2022

SHEET TITLE

WING A - PARTIAL FLOOR PLAN - LEVEL 1 - A2

SHEET NUMBER

CW1.12

CONSTRUCTION DOCUMENTS

SUNSHADE LEGEND	
VS-1	VERTICALLY ORIENTED 1'-6" DEEP BY 6'-8" TALL SOLAR SHADE
VS-2	VERTICALLY ORIENTED 1'-6" DEEP BY 8'-6" TALL SOLAR SHADE
VS-3	VERTICALLY ORIENTED 1'-6" DEEP BY 9'-8" TALL SOLAR SHADE
HS-1	HORIZONTALLY ORIENTED 1'-6" DEEP BY 5'-4" WIDE SOLAR SHADE
HS-2	HORIZONTALLY ORIENTED 1'-6" DEEP BY 6'-8" WIDE SOLAR SHADE
HBS	TWO ONE STORY SEGMENTS OF VERTICAL POSTS WITH HORIZONTAL BLADE SOLAR SHADES 12-1/2" O.C. ATTACHED BACK TO STRUCTURE

1 WING B - PARTIAL FLOOR PLAN - LEVEL 1 - B

REF. ARCH. DWG. : A2.13
(SCALE : N/A)

(NOTE: FLOOR PLAN IS FOR SHOWING STOREFRONT & DOOR LOCATION ONLY. DO NOT TAKE ANY DIMENSIONS FROM THIS FLOOR PLAN)

N

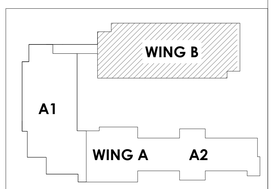

DSA STAMP

IDENTIFICATION STAMP
DIV. OF THE STATE ARCHITECT
APP: 03-123205 INC: 02
REVIEWED FOR
SS ☑ FLS ☑ ACS ☑
DATE: 02/01/2024

HPI architecture
www.hpiarchitecture.com
115 22nd street
Newport Beach, CA
92663
o: 949.675.6442

SEAL

LICENSED ARCHITECT
AMMAR NAJI SARSAM
C-30902
12/31/2025
RENEWAL DATE
STATE OF CALIFORNIA

CONSULTANTS

arcadia
ARCADIA, INC.
2301 E. Vernon Ave., Vernon, CA 90058
Tel: (323) 269-7300, Fax: (323) 261-9927

REGISTERED PROFESSIONAL ENGINEER
SCOTT WALLACE
SE 3613
EXP. 6/30/25
STRUCTURAL
STATE OF CALIFORNIA

PROJECT TITLE

COMPTON COLLEGE STUDENT HOUSING

INCREMENT 2 OF 2 - BUILDING & ASSOCIATED SITE WORK

1111 E. ARTESIA BLVD, COMPTON, CA 90221

Compton College

ISSUED

#	DATE	DESCRIPTION
	10/19/2023	DSA BACK CHECK SUBMITTAL

PROJECT IDENTIFICATION

THE DRAWINGS IN THE SHEET INDEX WERE ORIGINALLY CREATED IN AUTODESK REVIT V. 2018 UNLESS OTHERWISE NOTED.

THE ORIGINAL SIZE OF THIS SHEET IS 30" X 42".

THESE DRAWINGS AND SPECIFICATIONS ARE THE PROPERTY AND COPYRIGHT OF THE ARCHITECT AND SHALL NOT BE USED ON ANY OTHER PROJECT OR LOCATIONS EXCEPT AS DESCRIBED ON THE DRAWINGS, WITHOUT WRITTEN AGREEMENT WITH THE ARCHITECT.

© HPI ARCHITECTURE 2022

SHEET TITLE

WING B - PARTIAL FLOOR PLAN - LEVEL 1 - B

SHEET NUMBER

CW1.13

CONSTRUCTION DOCUMENTS

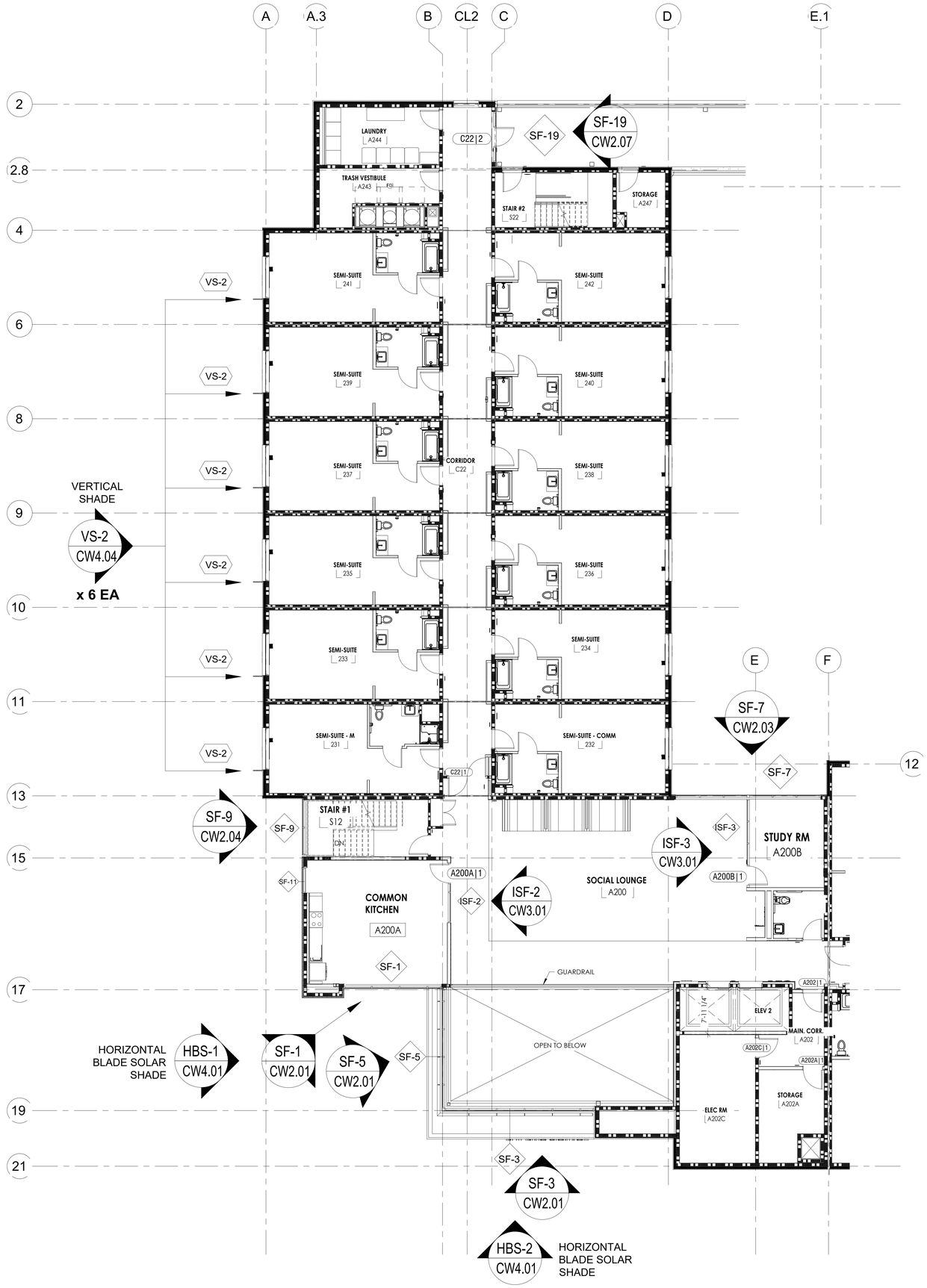

SUNSHADE LEGEND	
VS-1	VERTICALLY ORIENTED 1'-6" DEEP BY 6'-8" TALL SOLAR SHADE
VS-2	VERTICALLY ORIENTED 1'-6" DEEP BY 8'-6" TALL SOLAR SHADE
VS-3	VERTICALLY ORIENTED 1'-6" DEEP BY 9'-8" TALL SOLAR SHADE
HS-1	HORIZONTALLY ORIENTED 1'-6" DEEP BY 5'-4" WIDE SOLAR SHADE
HS-2	HORIZONTALLY ORIENTED 1'-6" DEEP BY 6'-8" WIDE SOLAR SHADE
HBS	TWO ONE STORY SEGMENTS OF VERTICAL POSTS WITH HORIZONTAL BLADE SOLAR SHADES 12-1/2" O.C. ATTACHED BACK TO STRUCTURE

1 WING A - PARTIAL FLOOR PLAN - LEVEL 2 - A1

REF. ARCH. DWG. : A2.21
(SCALE : N/A)

(NOTE: FLOOR PLAN IS FOR SHOWING STOREFRONT & DOOR LOCATION ONLY. DO NOT TAKE ANY DIMENSIONS FROM THIS FLOOR PLAN)

N

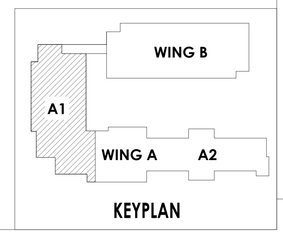

DSA STAMP

IDENTIFICATION STAMP
DIV. OF THE STATE ARCHITECT
APP: 03-123205 INC: 02
REVIEWED FOR
SS ☑ FLS ☑ ACS ☑
DATE: 02/01/2024

hpi architecture
www.hpiarchitecture.com
115 22nd street
Newport Beach, CA
92663
o: 949.675.6442

SEAL

LICENSED ARCHITECT
AMMAR NAJI SARSAM
C-30902
12/31/2025
RENEWAL DATE
STATE OF CALIFORNIA

CONSULTANTS

arcadia
ARCADIA, INC.
2301 E. Vernon Ave., Vernon, CA 90058
Tel: (323) 269-7300, Fax: (323) 261-9927

REGISTERED PROFESSIONAL ENGINEER
SCOTT WALLACE
SE 3613
EXP. 6/30/25
STRUCTURAL
STATE OF CALIFORNIA

PROJECT TITLE

COMPTON COLLEGE
STUDENT HOUSING

INCREMENT 2 OF 2 - BUILDING & ASSOCIATED SITE WORK

1111 E. ARTESIA BLVD, COMPTON, CA 90221

Compton College

ISSUED

#	DATE	DESCRIPTION
	10/19/2023	DSA BACK CHECK SUBMITTAL

PROJECT IDENTIFICATION

THE DRAWINGS IN THE SHEET INDEX WERE ORIGINALLY CREATED IN AUTODESK REVIT V. 2018 UNLESS OTHERWISE NOTED.

THE ORIGINAL SIZE OF THIS SHEET IS 30" X 42".

THESE DRAWINGS AND SPECIFICATIONS ARE THE PROPERTY AND COPYRIGHT OF THE ARCHITECT AND SHALL NOT BE USED ON ANY OTHER PROJECT OR LOCATIONS EXCEPT AS DESCRIBED ON THE DRAWINGS, WITHOUT WRITTEN AGREEMENT WITH THE ARCHITECT.

© HPI ARCHITECTURE 2022

SHEET TITLE

WING A - PARTIAL FLOOR PLAN - LEVEL 2 - A1

SHEET NUMBER

CW1.21

CONSTRUCTION DOCUMENTS

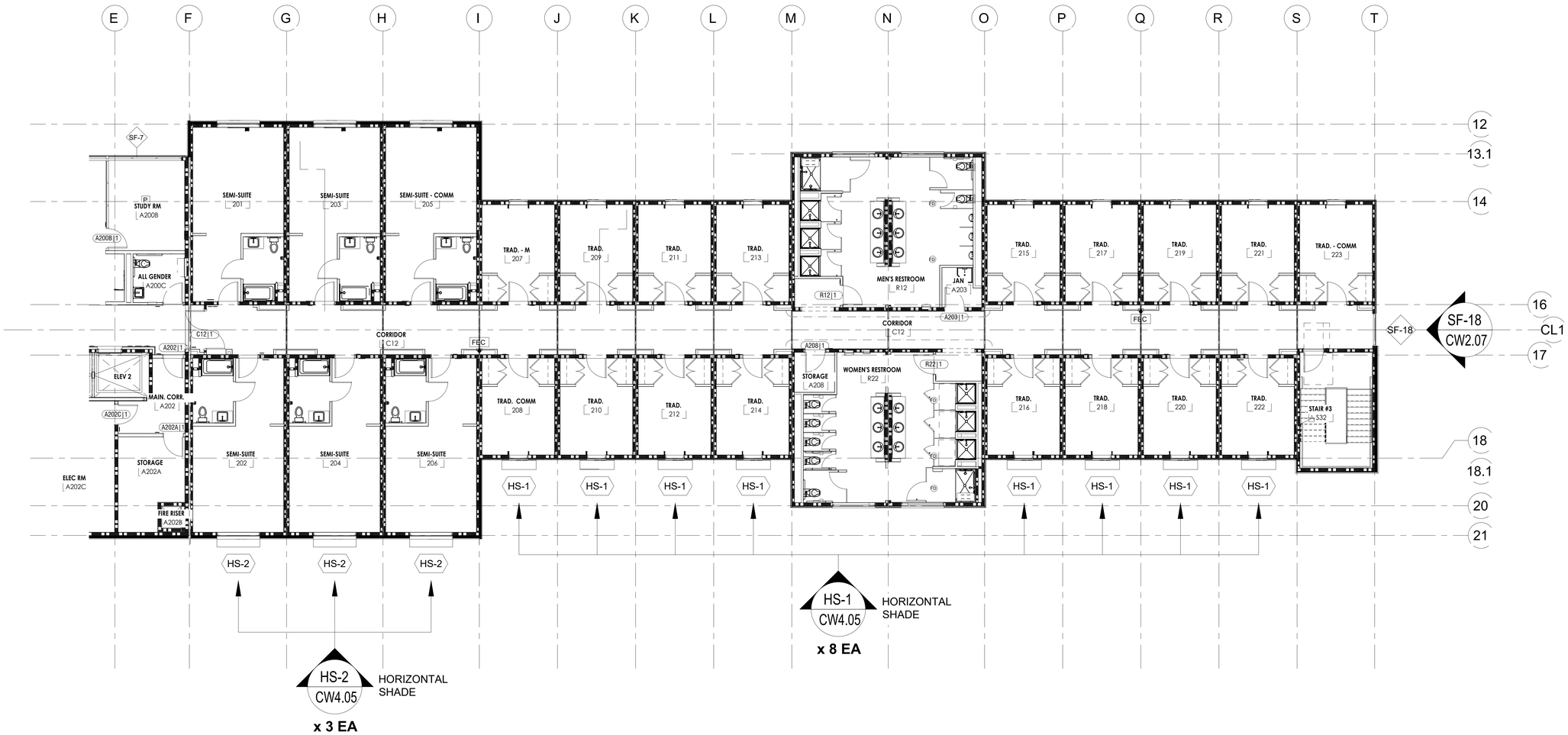

SUNSHADE LEGEND	
VS-1	VERTICALLY ORIENTED 1'-6" DEEP BY 6'-8" TALL SOLAR SHADE
VS-2	VERTICALLY ORIENTED 1'-6" DEEP BY 8'-6" TALL SOLAR SHADE
VS-3	VERTICALLY ORIENTED 1'-6" DEEP BY 9'-8" TALL SOLAR SHADE
HS-1	HORIZONTALLY ORIENTED 1'-6" DEEP BY 5'-4" WIDE SOLAR SHADE
HS-2	HORIZONTALLY ORIENTED 1'-6" DEEP BY 6'-8" WIDE SOLAR SHADE
HBS	TWO ONE STORY SEGMENTS OF VERTICAL POSTS WITH HORIZONTAL BLADE SOLAR SHADES 12-1/2" O.C. ATTACHED BACK TO STRUCTURE

1 WING A - PARTIAL FLOOR PLAN - LEVEL 2 - A2

REF. ARCH. DWG. : A2.22
(SCALE : N/A)

(NOTE: FLOOR PLAN IS FOR SHOWING STOREFRONT & DOOR LOCATION ONLY. DO NOT TAKE ANY DIMENSIONS FROM THIS FLOOR PLAN)

N

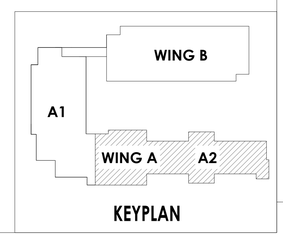

DSA STAMP

IDENTIFICATION STAMP
DIV. OF THE STATE ARCHITECT
APP: 03-123205 INC: 02
REVIEWED FOR
SS ☑ FLS ☑ ACS ☑
DATE: 02/01/2024

hpi architecture
www.hpiarchitecture.com
115 22nd street
Newport Beach, CA
92663
o: 949.675.6442

SEAL

LICENSED ARCHITECT
AMMAR NAJI SARSAM
C-30902
12/31/2025
RENEWAL DATE
STATE OF CALIFORNIA

CONSULTANTS

arcadia
ARCADIA, INC.
2301 E. Vernon Ave., Vernon, CA 90058
Tel: (323) 269-7300, Fax: (323) 261-9927

REGISTERED PROFESSIONAL ENGINEER
SCOTT WALLACE
SE 3613
EXP. 6/30/25
STRUCTURAL
STATE OF CALIFORNIA

PROJECT TITLE

COMPTON COLLEGE STUDENT HOUSING

INCREMENT 2 OF 2 - BUILDING & ASSOCIATED SITE WORK

1111 E. ARTESIA BLVD, COMPTON, CA 90221

Compton College

ISSUED

#	DATE	DESCRIPTION
	10/19/2023	DSA BACK CHECK SUBMITTAL

PROJECT IDENTIFICATION

THE DRAWINGS IN THE SHEET INDEX WERE ORIGINALLY CREATED IN AUTODESK REVIT V. 2018 UNLESS OTHERWISE NOTED.

THE ORIGINAL SIZE OF THIS SHEET IS 30" X 42".

THESE DRAWINGS AND SPECIFICATIONS ARE THE PROPERTY AND COPYRIGHT OF THE ARCHITECT AND SHALL NOT BE USED ON ANY OTHER PROJECT OR LOCATIONS EXCEPT AS DESCRIBED ON THE DRAWINGS, WITHOUT WRITTEN AGREEMENT WITH THE ARCHITECT.

© HPI ARCHITECTURE 2022

SHEET TITLE

WING A - PARTIAL FLOOR PLAN - LEVEL 2 - A2

SHEET NUMBER

CW1.22

CONSTRUCTION DOCUMENTS

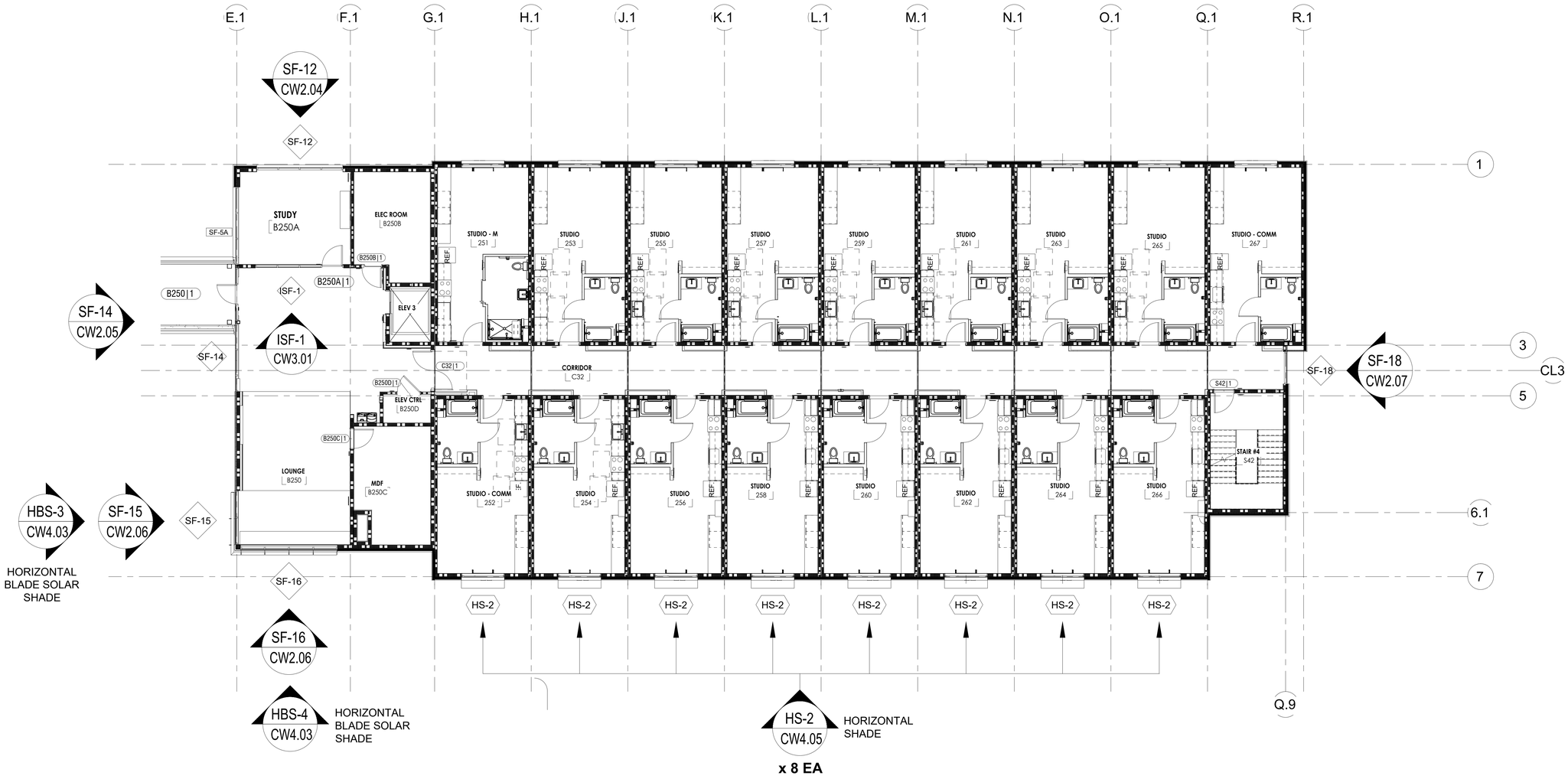

SUNSHADE LEGEND	
VS-1	VERTICALLY ORIENTED 1'-6" DEEP BY 6'-8" TALL SOLAR SHADE
VS-2	VERTICALLY ORIENTED 1'-6" DEEP BY 8'-6" TALL SOLAR SHADE
VS-3	VERTICALLY ORIENTED 1'-6" DEEP BY 9'-8" TALL SOLAR SHADE
HS-1	HORIZONTALLY ORIENTED 1'-6" DEEP BY 5'-4" WIDE SOLAR SHADE
HS-2	HORIZONTALLY ORIENTED 1'-6" DEEP BY 6'-8" WIDE SOLAR SHADE
HBS	TWO ONE STORY SEGMENTS OF VERTICAL POSTS WITH HORIZONTAL BLADE SOLAR SHADES 12-1/2" O.C. ATTACHED BACK TO STRUCTURE

1 WING B - PARTIAL FLOOR PLAN - LEVEL 2 - B

REF. ARCH. DWG. : A2.23
(SCALE : N/A)

(NOTE: FLOOR PLAN IS FOR SHOWING STOREFRONT & DOOR LOCATION ONLY. DO NOT TAKE ANY DIMENSIONS FROM THIS FLOOR PLAN)

N

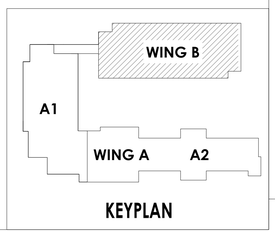

DSA STAMP

IDENTIFICATION STAMP
DIV. OF THE STATE ARCHITECT
APP: 03-123205 INC: 02
REVIEWED FOR
SS ☑ FLS ☑ ACS ☑
DATE: 02/01/2024

HPI architecture
www.hpiarchitecture.com
115 22nd street
Newport Beach, CA
92663
o: 949.675.6442

SEAL

LICENSED ARCHITECT
AMMAR NAJI SARSAM
C-30902
12/31/2025
RENEWAL DATE
STATE OF CALIFORNIA

CONSULTANTS

arcadia
ARCADIA, INC.
2301 E. Vernon Ave., Vernon, CA 90058
Tel: (323) 269-7300, Fax: (323) 261-9927

REGISTERED PROFESSIONAL ENGINEER
SCOTT WALLACE
SE 3613
EXP. 6/30/25
STRUCTURAL
STATE OF CALIFORNIA

PROJECT TITLE

COMPTON COLLEGE
STUDENT HOUSING

INCREMENT 2 OF 2 - BUILDING & ASSOCIATED SITE WORK

1111 E. ARTESIA BLVD, COMPTON, CA 90221

Compton College

ISSUED

#	DATE	DESCRIPTION
	10/19/2023	DSA BACK CHECK SUBMITTAL

PROJECT IDENTIFICATION

THE DRAWINGS IN THE SHEET INDEX WERE ORIGINALLY CREATED IN AUTODESK REVIT V. 2018 UNLESS OTHERWISE NOTED.

THE ORIGINAL SIZE OF THIS SHEET IS 30" X 42".

THESE DRAWINGS AND SPECIFICATIONS ARE THE PROPERTY AND COPYRIGHT OF THE ARCHITECT AND SHALL NOT BE USED ON ANY OTHER PROJECT OR LOCATIONS EXCEPT AS DESCRIBED ON THE DRAWINGS, WITHOUT WRITTEN AGREEMENT WITH THE ARCHITECT.

© HPI ARCHITECTURE 2022

SHEET TITLE

WING B - PARTIAL FLOOR PLAN - LEVEL 2 - B

SHEET NUMBER

CW1.23

CONSTRUCTION DOCUMENTS

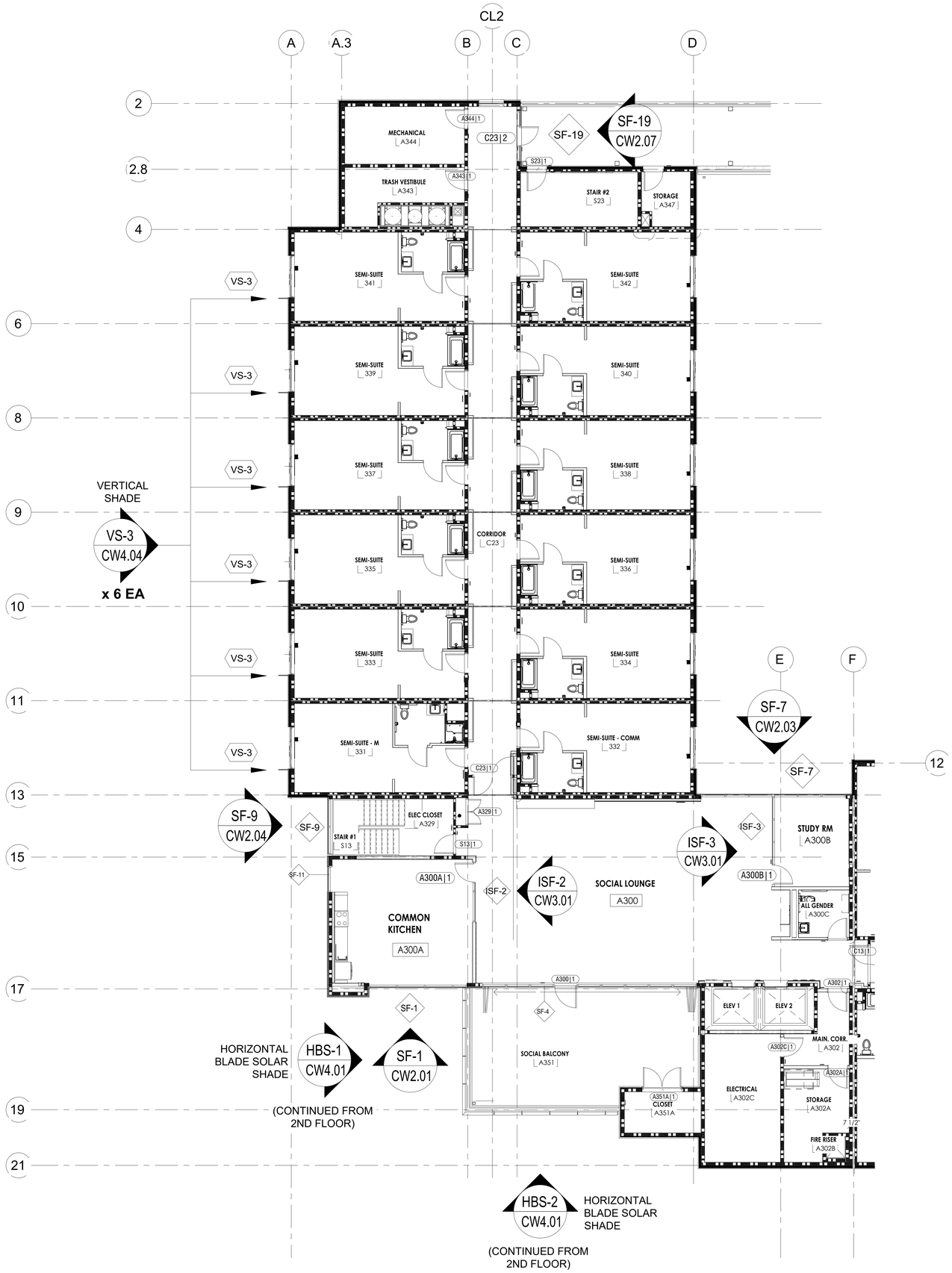

SUNSHADE LEGEND	
VS-1	VERTICALLY ORIENTED 1'-6" DEEP BY 6'-8" TALL SOLAR SHADE
VS-2	VERTICALLY ORIENTED 1'-6" DEEP BY 8'-6" TALL SOLAR SHADE
VS-3	VERTICALLY ORIENTED 1'-6" DEEP BY 9'-8" TALL SOLAR SHADE
HS-1	HORIZONTALLY ORIENTED 1'-6" DEEP BY 5'-4" WIDE SOLAR SHADE
HS-2	HORIZONTALLY ORIENTED 1'-6" DEEP BY 6'-8" WIDE SOLAR SHADE
HBS	TWO ONE STORY SEGMENTS OF VERTICAL POSTS WITH HORIZONTAL BLADE SOLAR SHADES 12-1/2" O.C. ATTACHED BACK TO STRUCTURE

1 WING A - PARTIAL FLOOR PLAN - LEVEL 3 - A1

REF. ARCH. DWG. : A2.31
(SCALE : N/A)

(NOTE: FLOOR PLAN IS FOR SHOWING STOREFRONT & DOOR LOCATION ONLY. DO NOT TAKE ANY DIMENSIONS FROM THIS FLOOR PLAN)

N

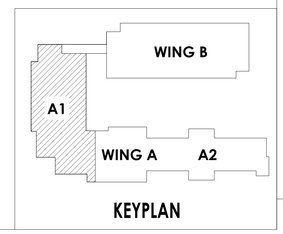

DSA STAMP

IDENTIFICATION STAMP
DIV. OF THE STATE ARCHITECT
APP: 03-123205 INC: 02
REVIEWED FOR
SS ☑ FLS ☑ ACS ☑
DATE: 02/01/2024

hpi architecture
www.hpiarchitecture.com
115 22nd street
Newport Beach, CA
92663
o: 949.675.6442

SEAL

LICENSED ARCHITECT
AMMAR NAJI SARSAM
C-30902
12/31/2025
RENEWAL DATE
STATE OF CALIFORNIA

CONSULTANTS

arcadia
ARCADIA, INC.
2301 E. Vernon Ave., Vernon, CA 90058
Tel: (323) 269-7300, Fax: (323) 261-9927

REGISTERED PROFESSIONAL ENGINEER
SCOTT WALLACE
SE 3613
EXP. 6/30/25
STRUCTURAL
STATE OF CALIFORNIA

PROJECT TITLE

COMPTON COLLEGE STUDENT HOUSING

INCREMENT 2 OF 2 - BUILDING & ASSOCIATED SITE WORK

1111 E. ARTESIA BLVD, COMPTON, CA 90221

Compton College

ISSUED		
#	DATE	DESCRIPTION
	10/19/2023	DSA BACK CHECK SUBMITTAL

PROJECT IDENTIFICATION

THE DRAWINGS IN THE SHEET INDEX WERE ORIGINALLY CREATED IN AUTODESK REVIT V. 2018 UNLESS OTHERWISE NOTED.

THE ORIGINAL SIZE OF THIS SHEET IS 30" X 42".

THESE DRAWINGS AND SPECIFICATIONS ARE THE PROPERTY AND COPYRIGHT OF THE ARCHITECT AND SHALL NOT BE USED ON ANY OTHER PROJECT OR LOCATIONS EXCEPT AS DESCRIBED ON THE DRAWINGS, WITHOUT WRITTEN AGREEMENT WITH THE ARCHITECT.

© HPI ARCHITECTURE 2022

SHEET TITLE

WING A - PARTIAL FLOOR PLAN - LEVEL 3 - A1

SHEET NUMBER

CW1.31

CONSTRUCTION DOCUMENTS

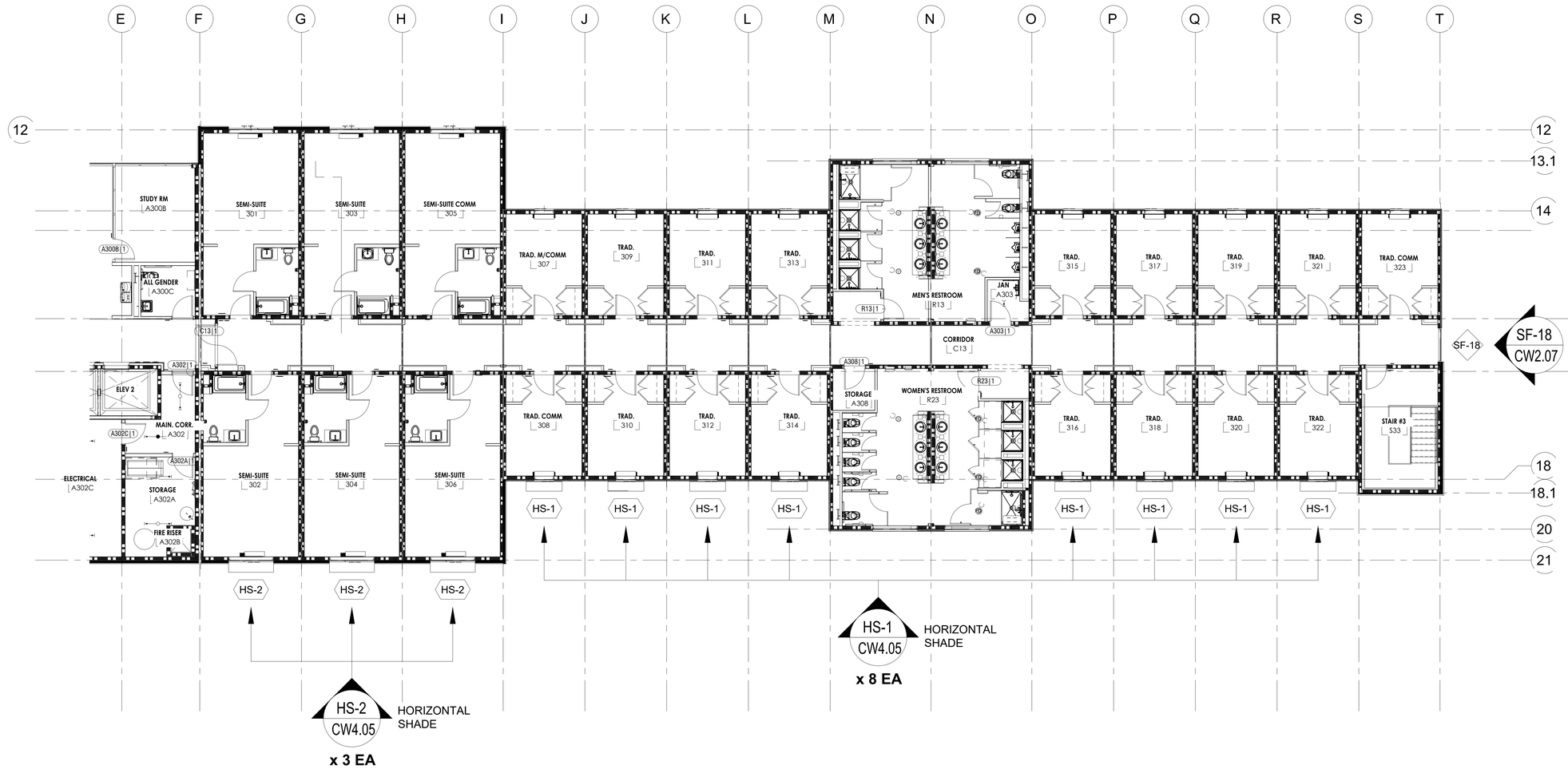

SUNSHADE LEGEND	
VS-1	VERTICALLY ORIENTED 1'-6" DEEP BY 6'-8" TALL SOLAR SHADE
VS-2	VERTICALLY ORIENTED 1'-6" DEEP BY 8'-6" TALL SOLAR SHADE
VS-3	VERTICALLY ORIENTED 1'-6" DEEP BY 9'-8" TALL SOLAR SHADE
HS-1	HORIZONTALLY ORIENTED 1'-6" DEEP BY 5'-4" WIDE SOLAR SHADE
HS-2	HORIZONTALLY ORIENTED 1'-6" DEEP BY 6'-8" WIDE SOLAR SHADE
HBS	TWO ONE STORY SEGMENTS OF VERTICAL POSTS WITH HORIZONTAL BLADE SOLAR SHADES 12-1/2" O.C. ATTACHED BACK TO STRUCTURE

1 WING A - PARTIAL FLOOR PLAN - LEVEL 3 - A2

REF. ARCH. DWG. : A2.32
(SCALE : N/A)

(NOTE: FLOOR PLAN IS FOR SHOWING STOREFRONT & DOOR LOCATION ONLY. DO NOT TAKE ANY DIMENSIONS FROM THIS FLOOR PLAN)

N

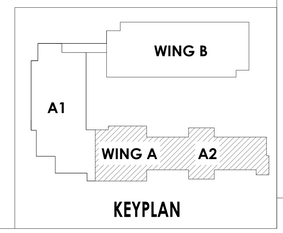

KEYPLAN

DSA STAMP

IDENTIFICATION STAMP
DIV. OF THE STATE ARCHITECT
APP: 03-123205 INC: 02
REVIEWED FOR
SS ☑ FLS ☑ ACS ☑
DATE: 02/01/2024

HPI architecture
www.hpiarchitecture.com
115 22nd street
Newport Beach, CA
92663
o: 949.675.6442

SEAL

LICENSED ARCHITECT
AMMAR NAJI SARSAM
C-30902
12/31/2025
RENEWAL DATE
STATE OF CALIFORNIA

CONSULTANTS

arcadia
ARCADIA, INC.
2301 E. Vernon Ave., Vernon, CA 90058
Tel: (323) 269-7300, Fax: (323) 261-9927

REGISTERED PROFESSIONAL ENGINEER
SCOTT WALLACE
SE 3613
EXP. 6/30/25
STRUCTURAL
STATE OF CALIFORNIA

PROJECT TITLE
COMPTON COLLEGE
STUDENT HOUSING
INCREMENT 2 OF 2 - BUILDING & ASSOCIATED SITE WORK
1111 E. ARTESIA BLVD, COMPTON, CA 90221

Compton College

ISSUED		
#	DATE	DESCRIPTION
	10/19/2023	DSA BACK CHECK SUBMITTAL

PROJECT IDENTIFICATION

THE DRAWINGS IN THE SHEET INDEX WERE ORIGINALLY CREATED IN AUTODESK REVIT V. 2018 UNLESS OTHERWISE NOTED.

THE ORIGINAL SIZE OF THIS SHEET IS 30" X 42".

THESE DRAWINGS AND SPECIFICATIONS ARE THE PROPERTY AND COPYRIGHT OF THE ARCHITECT AND SHALL NOT BE USED ON ANY OTHER PROJECT OR LOCATIONS EXCEPT AS DESCRIBED ON THE DRAWINGS, WITHOUT WRITTEN AGREEMENT WITH THE ARCHITECT.

© HPI ARCHITECTURE 2022

SHEET TITLE

WING A - PARTIAL FLOOR PLAN - LEVEL 3 - A2

SHEET NUMBER

CW1.32

CONSTRUCTION DOCUMENTS

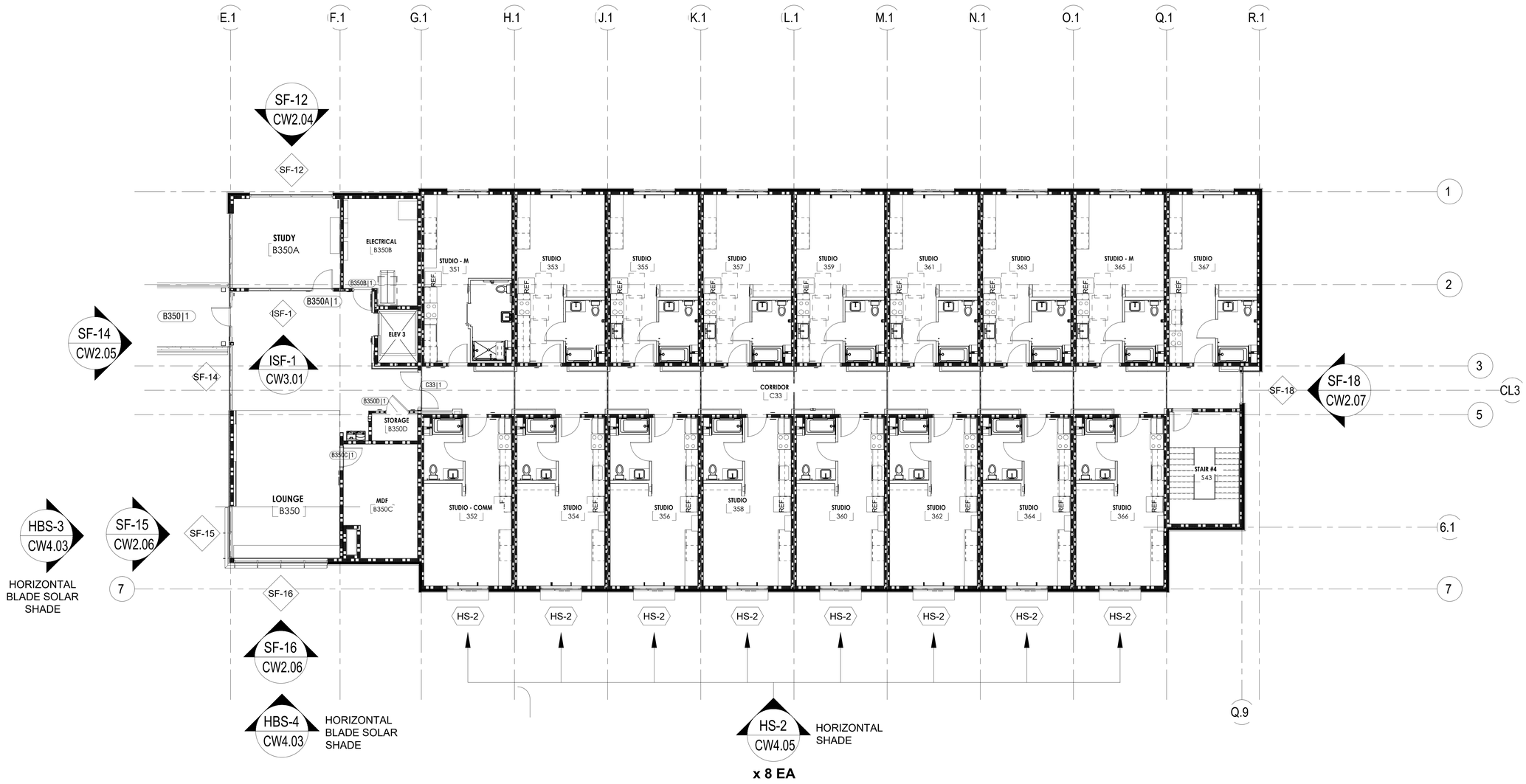

SUNSHADE LEGEND	
VS-1	VERTICALLY ORIENTED 1'-6" DEEP BY 6'-8" TALL SOLAR SHADE
VS-2	VERTICALLY ORIENTED 1'-6" DEEP BY 8'-6" TALL SOLAR SHADE
VS-3	VERTICALLY ORIENTED 1'-6" DEEP BY 9'-8" TALL SOLAR SHADE
HS-1	HORIZONTALLY ORIENTED 1'-6" DEEP BY 5'-4" WIDE SOLAR SHADE
HS-2	HORIZONTALLY ORIENTED 1'-6" DEEP BY 6'-8" WIDE SOLAR SHADE
HBS	TWO ONE STORY SEGMENTS OF VERTICAL POSTS WITH HORIZONTAL BLADE SOLAR SHADES 12-1/2" O.C. ATTACHED BACK TO STRUCTURE

1 WING B - PARTIAL FLOOR PLAN - LEVEL 3 - B

REF. ARCH. DWG. : A2.33
(SCALE : N/A)

(NOTE: FLOOR PLAN IS FOR SHOWING STOREFRONT & DOOR LOCATION ONLY. DO NOT TAKE ANY DIMENSIONS FROM THIS FLOOR PLAN)

N

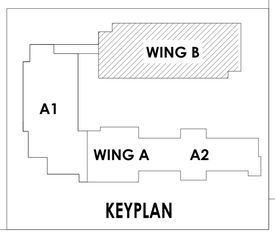

DSA STAMP

IDENTIFICATION STAMP
DIV. OF THE STATE ARCHITECT
APP: 03-123205 INC: 02
REVIEWED FOR
SS ☑ FLS ☑ ACS ☑
DATE: 02/01/2024

hpi architecture
www.hpiarchitecture.com
115 22nd street
Newport Beach, CA
92663
o: 949.675.6442

SEAL

LICENSED ARCHITECT
AMMAR NAJI SARSAM
C-30902
12/31/2025
RENEWAL DATE
STATE OF CALIFORNIA

CONSULTANTS

arcadia
ARCADIA, INC.
2301 E. Vernon Ave., Vernon, CA 90058
Tel: (323) 269-7300, Fax: (323) 261-9927

REGISTERED PROFESSIONAL ENGINEER
SCOTT WALLACE
SE 3613
EXP. 6/30/25
STRUCTURAL
STATE OF CALIFORNIA

PROJECT TITLE

COMPTON COLLEGE
STUDENT HOUSING

INCREMENT 2 OF 2 - BUILDING & ASSOCIATED SITE WORK

1111 E. ARTESIA BLVD, COMPTON, CA 90221

Compton College

ISSUED

#	DATE	DESCRIPTION
	10/19/2023	DSA BACK CHECK SUBMITTAL

PROJECT IDENTIFICATION

THE DRAWINGS IN THE SHEET INDEX WERE ORIGINALLY CREATED IN AUTODESK REVIT V. 2018 UNLESS OTHERWISE NOTED.

THE ORIGINAL SIZE OF THIS SHEET IS 30" X 42".

THESE DRAWINGS AND SPECIFICATIONS ARE THE PROPERTY AND COPYRIGHT OF THE ARCHITECT AND SHALL NOT BE USED ON ANY OTHER PROJECT OR LOCATIONS EXCEPT AS DESCRIBED ON THE DRAWINGS, WITHOUT WRITTEN AGREEMENT WITH THE ARCHITECT.

© HPI ARCHITECTURE 2022

SHEET TITLE

WING B - PARTIAL FLOOR PLAN - LEVEL 3 - B

SHEET NUMBER

CW1.33

CONSTRUCTION DOCUMENTS

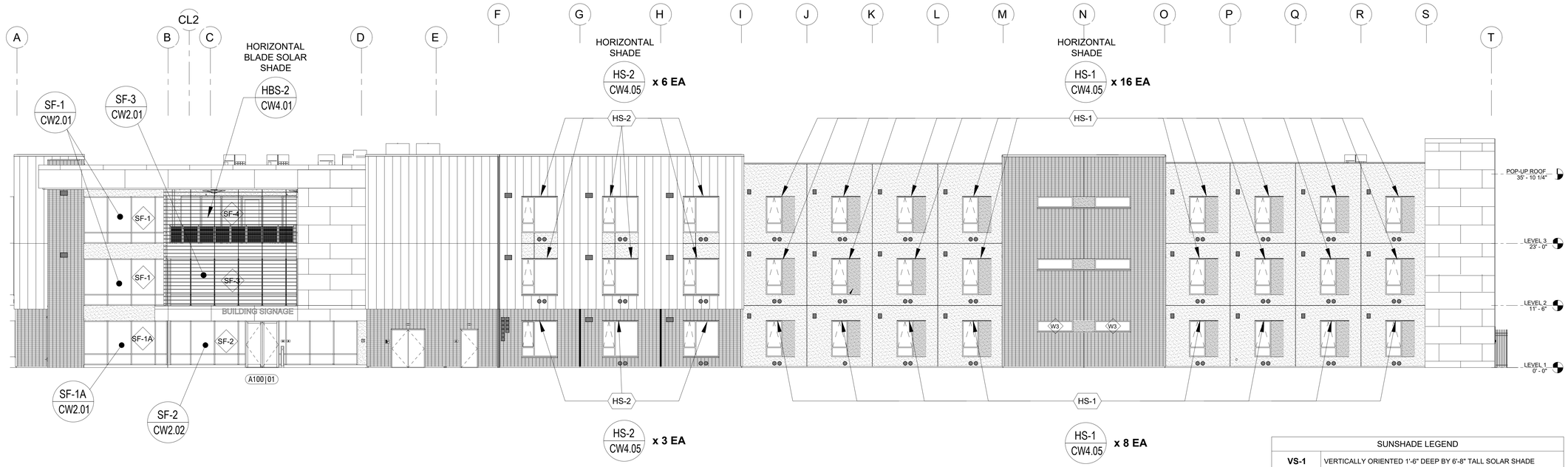

1 WING A - SOUTH ELEVATION

REF. ARCH. DWG. : 1/A4.01
(SCALE : N/A)

NOTE: EXTERIOR ELEVATIONS ARE FOR SHOWING STOREFRONT & DOOR LOCATION ONLY.
DO NOT TAKE ANY DIMENSIONS FROM THIS FLOOR PLAN.

SUNSHADE LEGEND	
VS-1	VERTICALLY ORIENTED 1'-6" DEEP BY 6'-8" TALL SOLAR SHADE
VS-2	VERTICALLY ORIENTED 1'-6" DEEP BY 8'-6" TALL SOLAR SHADE
VS-3	VERTICALLY ORIENTED 1'-6" DEEP BY 9'-8" TALL SOLAR SHADE
HS-1	HORIZONTALLY ORIENTED 1'-6" DEEP BY 5'-4" WIDE SOLAR SHADE
HS-2	HORIZONTALLY ORIENTED 1'-6" DEEP BY 6'-8" WIDE SOLAR SHADE
HBS	TWO ONE STORY SEGMENTS OF VERTICAL POSTS WITH HORIZONTAL BLADE SOLAR SHADES 12-1/2" O.C. ATTACHED BACK TO STRUCTURE

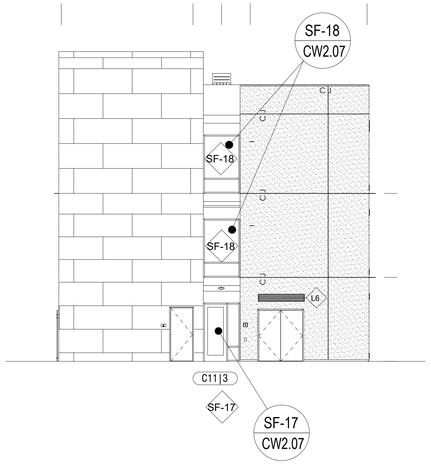

2 WING A - EAST ELEVATION

REF. ARCH. DWG. : 3/A4.01
(SCALE : N/A)

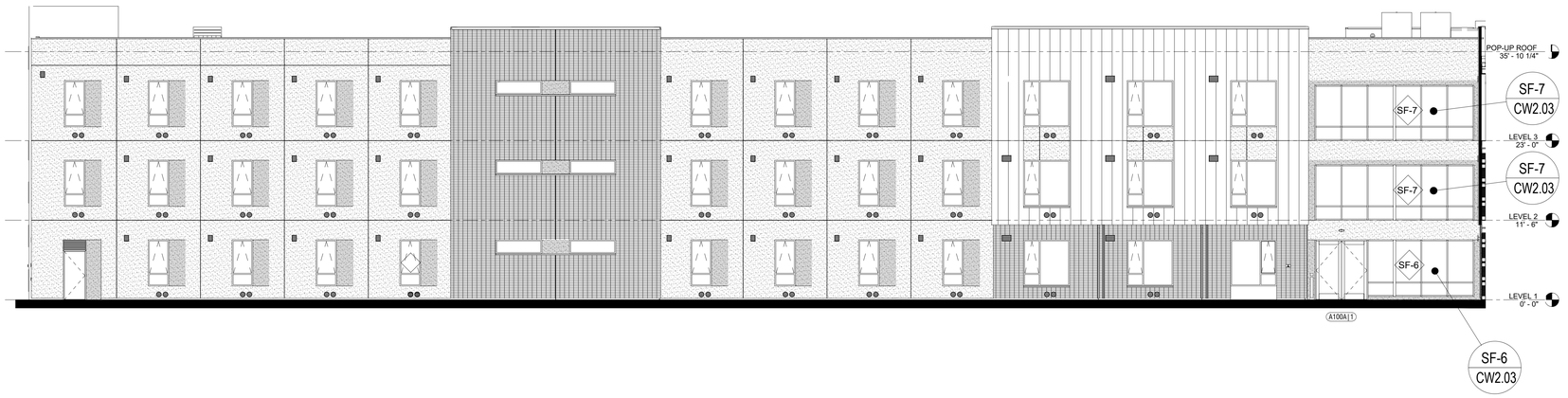

3 WING A - NORTH ELEVATION

REF. ARCH. DWG. : 2/A4.01
(SCALE : N/A)

NOTE: EXTERIOR ELEVATIONS ARE FOR SHOWING STOREFRONT & DOOR LOCATION ONLY.
DO NOT TAKE ANY DIMENSIONS FROM THIS FLOOR PLAN.

KEYPLAN

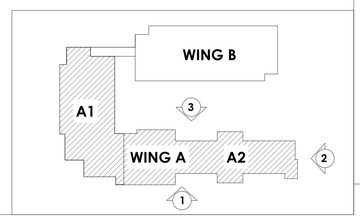

DSA STAMP

IDENTIFICATION STAMP
DIV. OF THE STATE ARCHITECT
APP: 03-123205 INC: 02
REVIEWED FOR
SS ☑ FLS ☑ ACS ☑
DATE: 02/01/2024

hpi architecture
www.hpiarchitecture.com
115 22nd street
Newport Beach, CA
92663
o: 949.675.6442

SEAL

LICENSED ARCHITECT
AMMAR NAJI SARSAM
C-30902
12/31/2025
RENEWAL DATE
STATE OF CALIFORNIA

CONSULTANTS

arcadia
ARCADIA, INC.
2301 E. Vernon Ave., Vernon, CA 90058
Tel: (323) 269-7300, Fax: (323) 261-9927

REGISTERED PROFESSIONAL ENGINEER
SCOTT WALDOCK
SE 3613
EXP. 6/30/25
STRUCTURAL
STATE OF CALIFORNIA

PROJECT TITLE

COMPTON COLLEGE
STUDENT HOUSING

INCREMENT 2 OF 2 - BUILDING & ASSOCIATED SITE WORK

1111 E. ARTESIA BLVD, COMPTON, CA 90221

Compton College

ISSUED		
#	DATE	DESCRIPTION
	10/19/2023	DSA BACK CHECK SUBMITTAL

PROJECT IDENTIFICATION

THE DRAWINGS IN THE SHEET INDEX WERE ORIGINALLY CREATED IN AUTODESK REVIT V. 2018 UNLESS OTHERWISE NOTED.

THE ORIGINAL SIZE OF THIS SHEET IS 30" X 42".

THESE DRAWINGS AND SPECIFICATIONS ARE THE PROPERTY AND COPYRIGHT OF THE ARCHITECT AND SHALL NOT BE USED ON ANY OTHER PROJECT OR LOCATIONS EXCEPT AS DESCRIBED ON THE DRAWINGS, WITHOUT WRITTEN AGREEMENT WITH THE ARCHITECT.

© HPI ARCHITECTURE 2022

SHEET TITLE

EXTERIOR ELEVATIONS

SHEET NUMBER

CW1.41

CONSTRUCTION DOCUMENTS

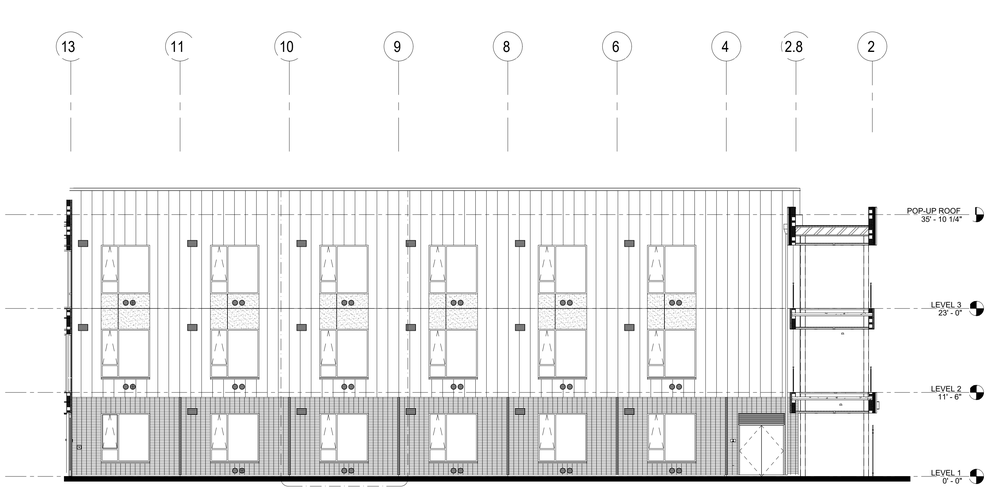

2 WING A - EAST ELEVATION

REF. ARCH. DWG. : 2/A4.02
(SCALE : N/A)

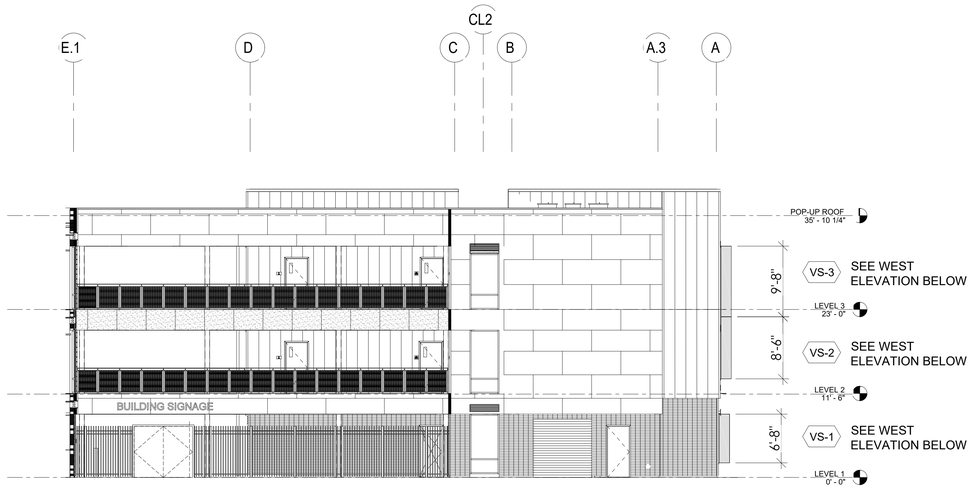

NOTE: EXTERIOR ELEVATIONS ARE FOR SHOWING
STOREFRONT & DOOR LOCATION ONLY.
DO NOT TAKE ANY DIMENSIONS FROM THIS FLOOR PLAN.

1 WING A - NORTH ELEVATION

REF. ARCH. DWG. : 1/A4.02
(SCALE : N/A)

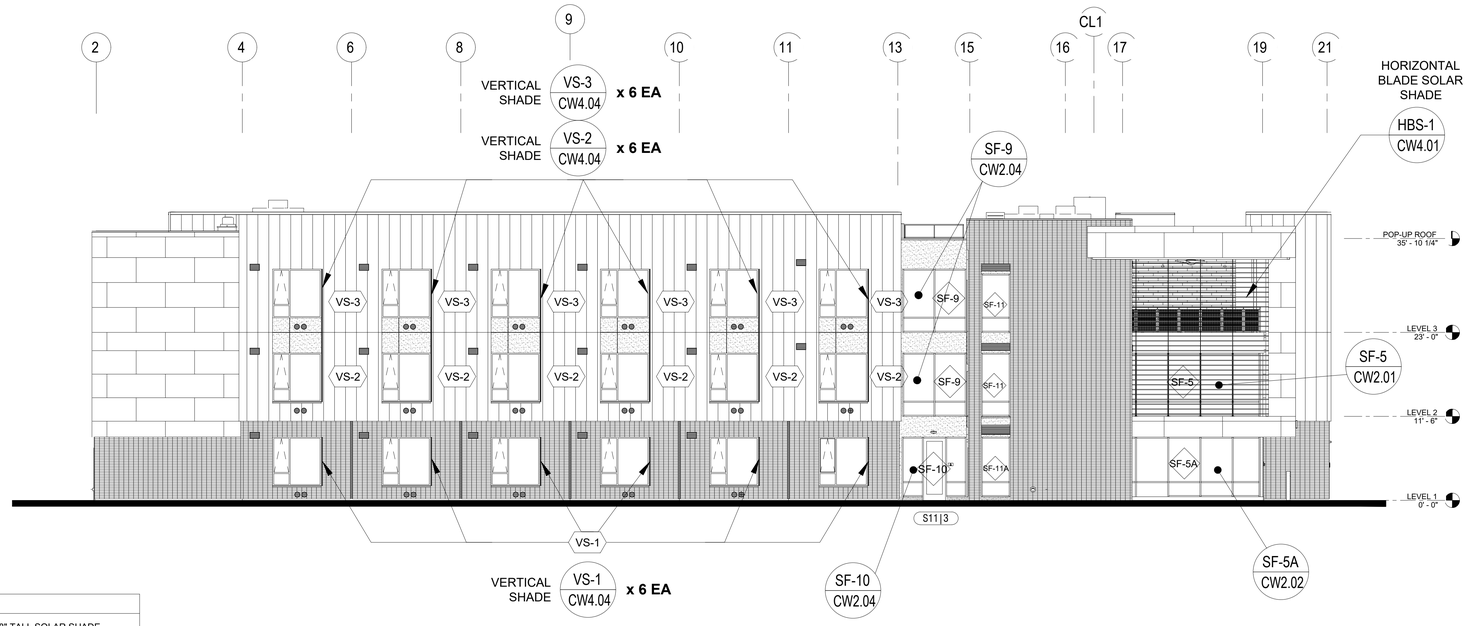

SUNSHADE LEGEND	
VS-1	VERTICALLY ORIENTED 1'-6" DEEP BY 6'-8" TALL SOLAR SHADE
VS-2	VERTICALLY ORIENTED 1'-6" DEEP BY 8'-6" TALL SOLAR SHADE
VS-3	VERTICALLY ORIENTED 1'-6" DEEP BY 9'-8" TALL SOLAR SHADE
HS-1	HORIZONTALLY ORIENTED 1'-6" DEEP BY 5'-4" WIDE SOLAR SHADE
HS-2	HORIZONTALLY ORIENTED 1'-6" DEEP BY 6'-8" WIDE SOLAR SHADE
HBS	TWO ONE STORY SEGMENTS OF VERTICAL POSTS WITH HORIZONTAL BLADE SOLAR SHADES 12-1/2" O.C. ATTACHED BACK TO STRUCTURE

3 WING A - WEST ELEVATION

REF. ARCH. DWG. : 3/A4.02
(SCALE : N/A)

NOTE: EXTERIOR ELEVATIONS ARE FOR SHOWING
STOREFRONT & DOOR LOCATION ONLY.
DO NOT TAKE ANY DIMENSIONS FROM THIS FLOOR PLAN.

KEYPLAN

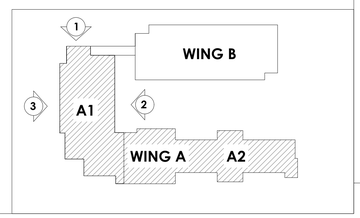

DSA STAMP

IDENTIFICATION STAMP
DIV. OF THE STATE ARCHITECT
APP: 03-123205 INC: 02
REVIEWED FOR
SS ☑ FLS ☑ ACS ☑
DATE: 02/01/2024

architecture
www.hpiarchitecture.com
115 22nd street
Newport Beach, CA
92663
o: 949.675.6442

SEAL

LICENSED ARCHITECT
AMMAR NAJI SARSAM
C-30902
12/31/2025
RENEWAL DATE
STATE OF CALIFORNIA

CONSULTANTS

arcadia
ARCADIA, INC.
2301 E. Vernon Ave., Vernon, CA 90058
Tel: (323) 269-7300, Fax: (323) 261-9927

REGISTERED PROFESSIONAL ENGINEER
SCOTT WALLACE
SE 3613
EXP. 6/30/25
STRUCTURAL
STATE OF CALIFORNIA

PROJECT TITLE

COMPTON COLLEGE
STUDENT HOUSING

INCREMENT 2 OF 2 - BUILDING & ASSOCIATED SITE WORK

1111 E. ARTESIA BLVD, COMPTON, CA 90221

Compton College

ISSUED		
#	DATE	DESCRIPTION
	10/19/2023	DSA BACK CHECK SUBMITTAL

PROJECT IDENTIFICATION

THE DRAWINGS IN THE SHEET INDEX WERE ORIGINALLY CREATED IN AUTODESK REVIT V. 2018 UNLESS OTHERWISE NOTED.

THE ORIGINAL SIZE OF THIS SHEET IS 30" X 42".

THESE DRAWINGS AND SPECIFICATIONS ARE THE PROPERTY AND COPYRIGHT OF THE ARCHITECT AND SHALL NOT BE USED ON ANY OTHER PROJECT OR LOCATIONS EXCEPT AS DESCRIBED ON THE DRAWINGS, WITHOUT WRITTEN AGREEMENT WITH THE ARCHITECT.

© HPI ARCHITECTURE 2022

SHEET TITLE

EXTERIOR ELEVATIONS

SHEET NUMBER

CW1.42

CONSTRUCTION DOCUMENTS

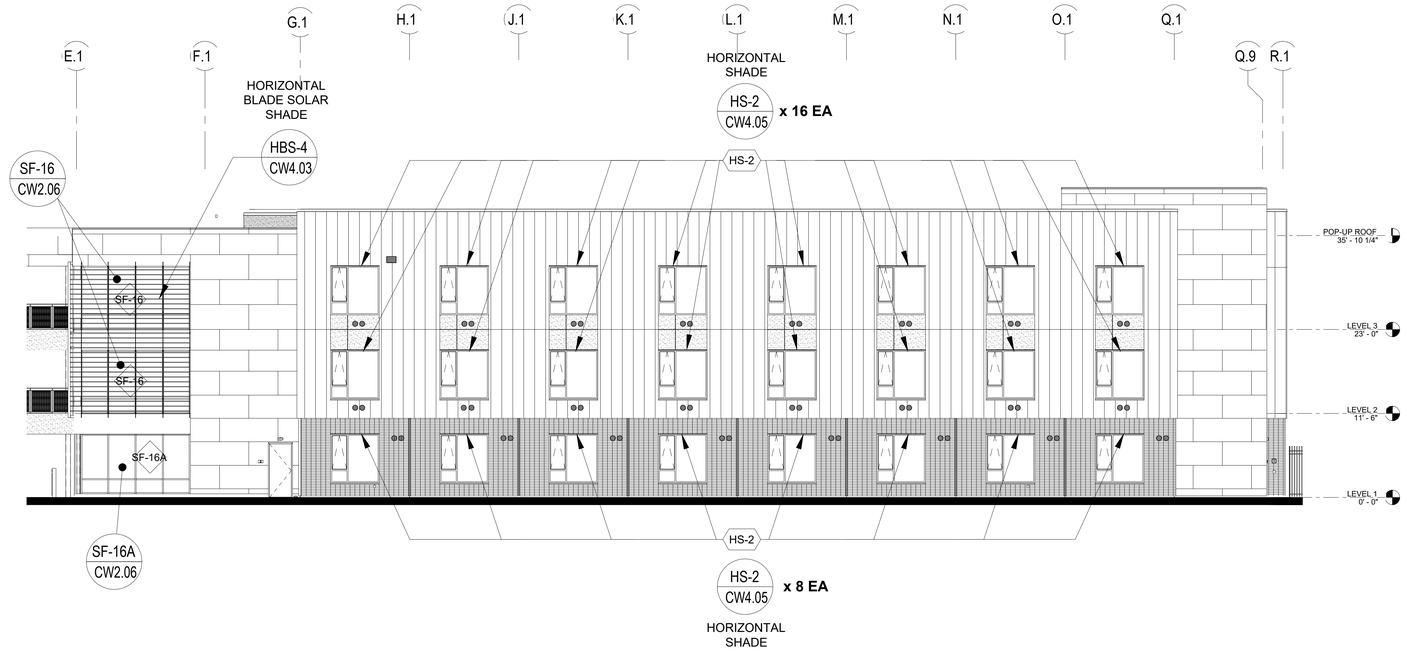

1 WING B - SOUTH ELEVATION

REF. ARCH. DWG. : 1/A4.03
(SCALE : N/A)

NOTE: EXTERIOR ELEVATIONS ARE FOR SHOWING STOREFRONT & DOOR LOCATION ONLY.
DO NOT TAKE ANY DIMENSIONS FROM THIS FLOOR PLAN.

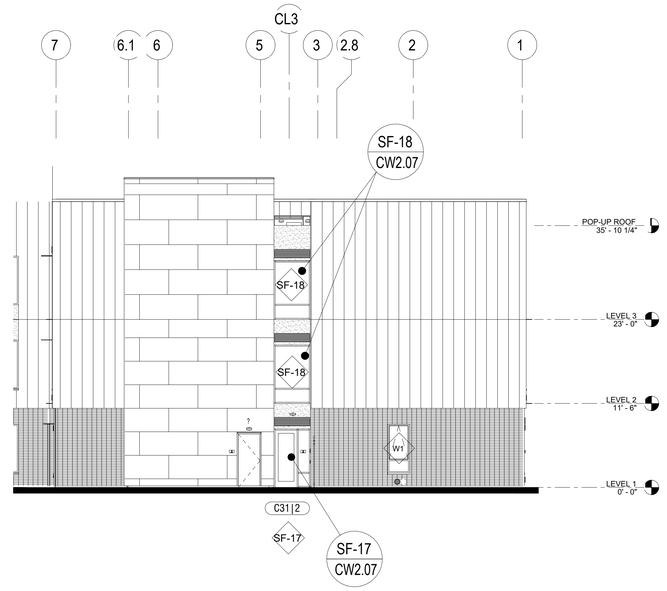

2 WING B - EAST ELEVATION

REF. ARCH. DWG. : 2/A4.03
(SCALE : N/A)

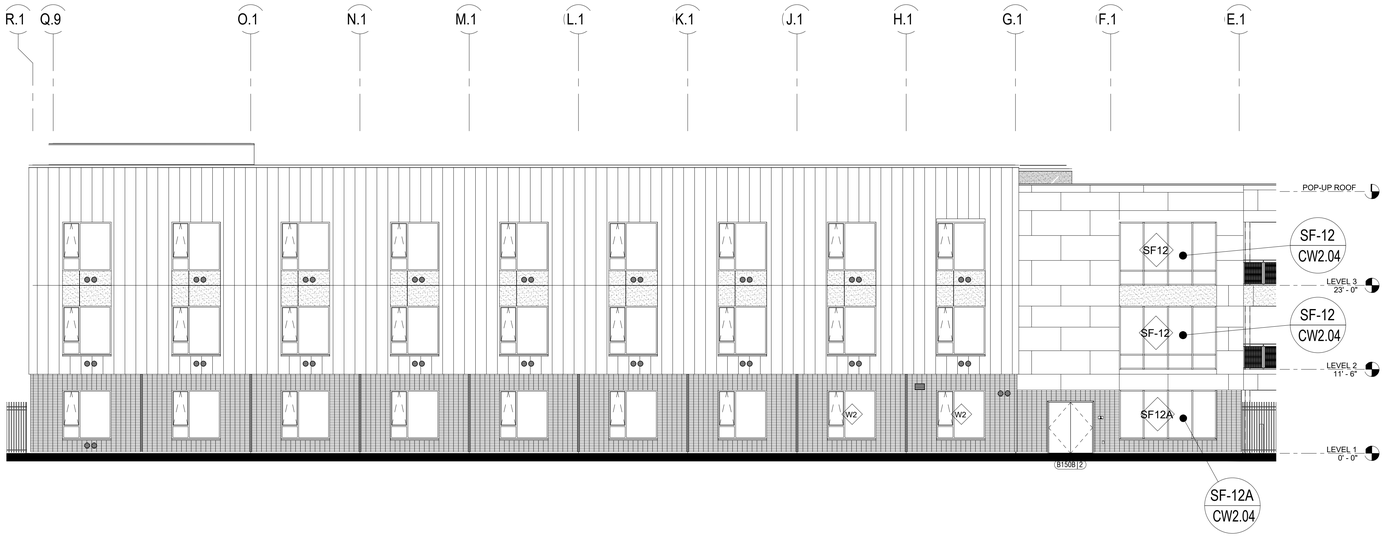

SUNSHADE LEGEND	
VS-1	VERTICALLY ORIENTED 1'-6" DEEP BY 6'-8" TALL SOLAR SHADE
VS-2	VERTICALLY ORIENTED 1'-6" DEEP BY 8'-6" TALL SOLAR SHADE
VS-3	VERTICALLY ORIENTED 1'-6" DEEP BY 9'-8" TALL SOLAR SHADE
HS-1	HORIZONTALLY ORIENTED 1'-6" DEEP BY 5'-4" WIDE SOLAR SHADE
HS-2	HORIZONTALLY ORIENTED 1'-6" DEEP BY 6'-8" WIDE SOLAR SHADE
HBS	TWO ONE STORY SEGMENTS OF VERTICAL POSTS WITH HORIZONTAL BLADE SOLAR SHADES 12-1/2" O.C. ATTACHED BACK TO STRUCTURE

3 WING B - NORTH ELEVATION

REF. ARCH. DWG. : 3/A4.03
(SCALE : N/A)

NOTE: EXTERIOR ELEVATIONS ARE FOR SHOWING STOREFRONT & DOOR LOCATION ONLY.
DO NOT TAKE ANY DIMENSIONS FROM THIS FLOOR PLAN.

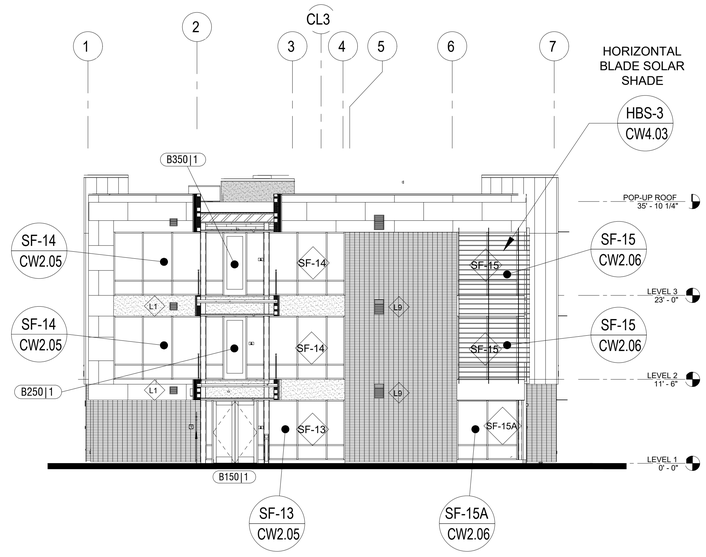

4 WING B - WEST ELEVATION

REF. ARCH. DWG. : 4/A4.03
(SCALE : N/A)

KEYPLAN

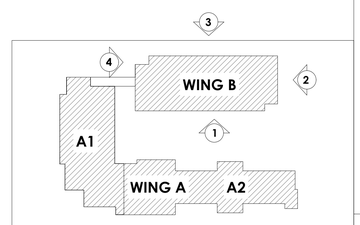

DSA STAMP

IDENTIFICATION STAMP
DIV. OF THE STATE ARCHITECT
APP: 03-123205 INC: 02
REVIEWED FOR
SS ☑ FLS ☑ ACS ☑
DATE: 02/01/2024

HPI architecture
www.hpiarchitecture.com
115 22nd street
Newport Beach, CA
92663
o: 949.675.6442

SEAL

LICENSED ARCHITECT
AMMAR NAJI SARSAM
C-30902
12/31/2025
RENEWAL DATE
STATE OF CALIFORNIA

CONSULTANTS

arcadia
ARCADIA, INC.
2301 E. Vernon Ave., Vernon, CA 90058
Tel: (323) 269-7300, Fax: (323) 261-9927

REGISTERED PROFESSIONAL ENGINEER
SCOTT WALLACE
SE 3613
EXP. 6/30/25
STRUCTURAL
STATE OF CALIFORNIA

PROJECT TITLE

COMPTON COLLEGE STUDENT HOUSING

INCREMENT 2 OF 2 - BUILDING & ASSOCIATED SITE WORK

1111 E. ARTESIA BLVD, COMPTON, CA 90221

Compton College

ISSUED		
#	DATE	DESCRIPTION
	10/19/2023	DSA BACK CHECK SUBMITTAL

PROJECT IDENTIFICATION

THE DRAWINGS IN THE SHEET INDEX WERE ORIGINALLY CREATED IN AUTODESK REVIT V., 2018 UNLESS OTHERWISE NOTED.

THE ORIGINAL SIZE OF THIS SHEET IS 30" X 42".

THESE DRAWINGS AND SPECIFICATIONS ARE THE PROPERTY AND COPYRIGHT OF THE ARCHITECT AND SHALL NOT BE USED ON ANY OTHER PROJECT OR LOCATIONS EXCEPT AS DESCRIBED ON THE DRAWINGS, WITHOUT WRITTEN AGREEMENT WITH THE ARCHITECT.

© HPI ARCHITECTURE 2022

SHEET TITLE

EXTERIOR ELEVATIONS

SHEET NUMBER

CW1.43

CONSTRUCTION DOCUMENTS

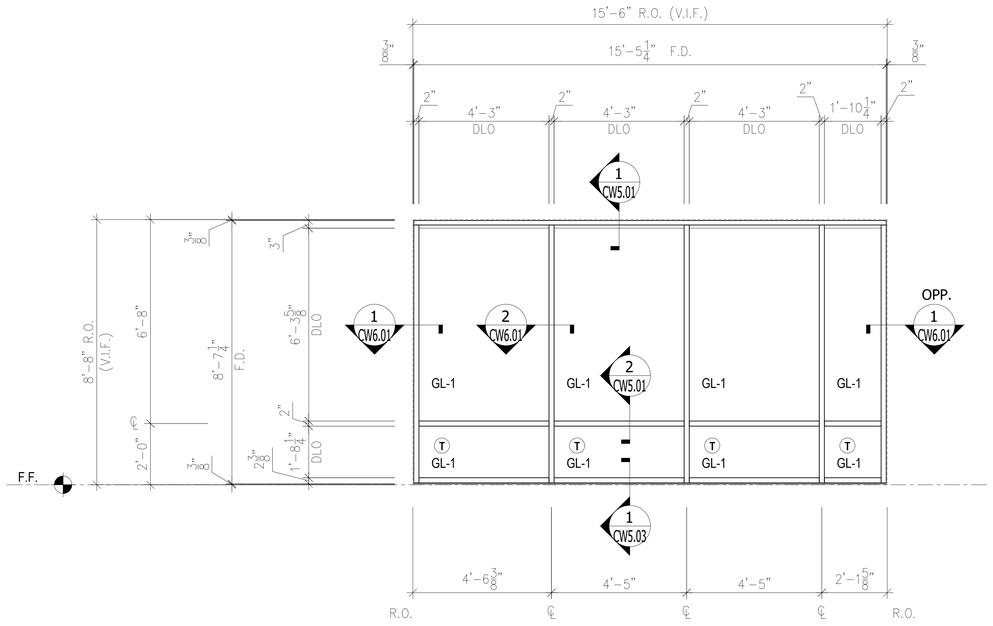

SF-1 **EXTERIOR STOREFRONT** ELEVATION
AFG451T (2" x 4-1/2")
Arch Ref: A8.50
- QT'Y : 2 THUS @WING A - COMMON KITCHEN A200A, A300A

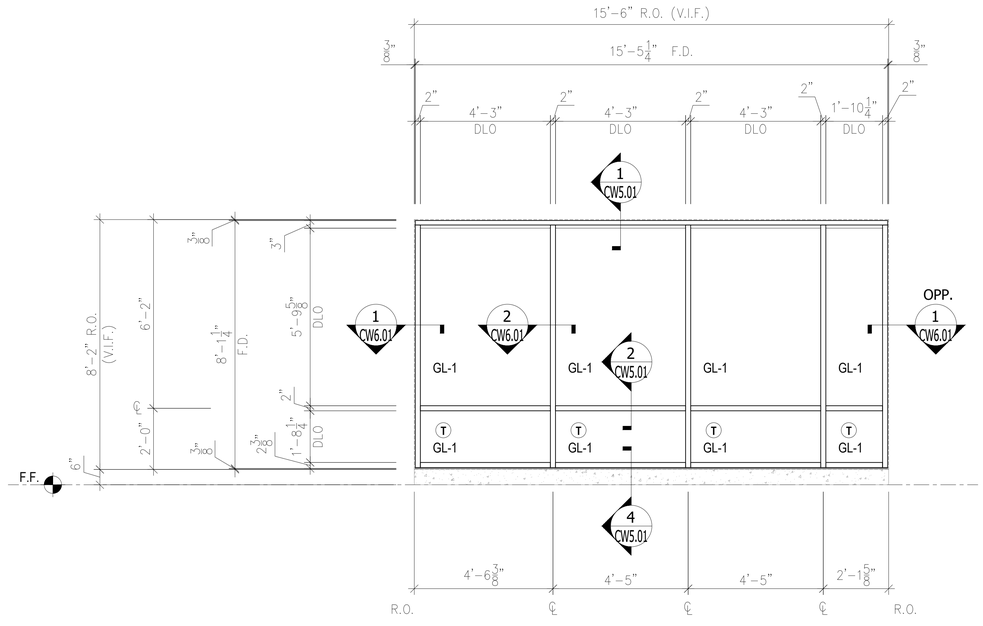

SF-1A **EXTERIOR STOREFRONT** ELEVATION
AFG451T (2" x 4-1/2")
Arch Ref: A8.50
- QT'Y : 1 THUS @WING A - MAIL ROOM A100B

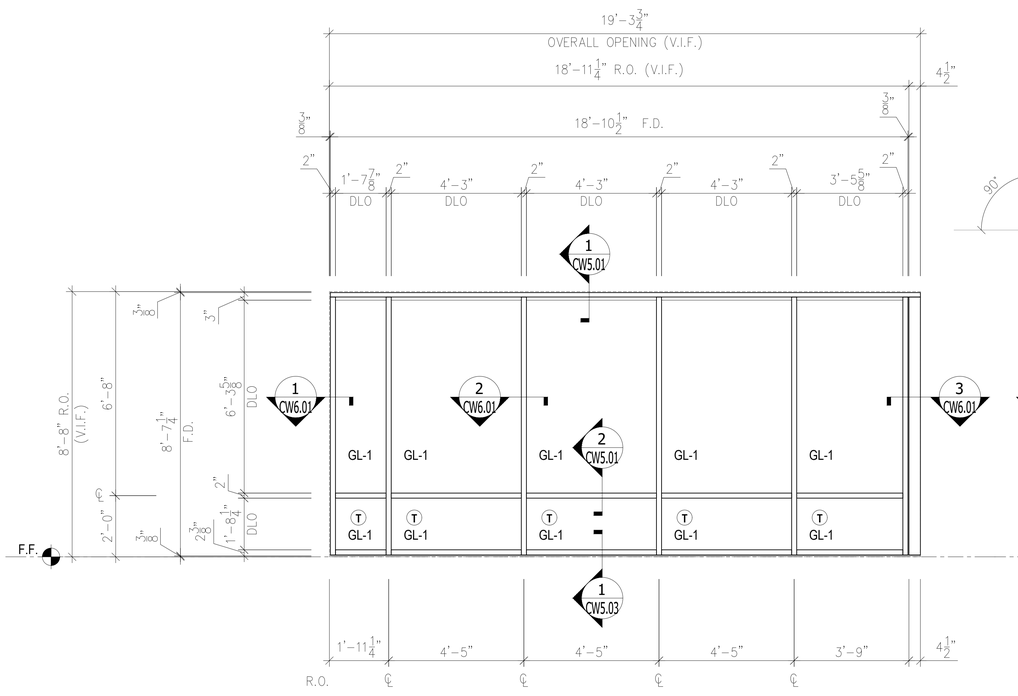

SF-5 **EXTERIOR STOREFRONT** ELEVATION
AFG451T (2" x 4-1/2")
Arch Ref: A8.50
- QT'Y : 1 THUS @WING A - LOBBY

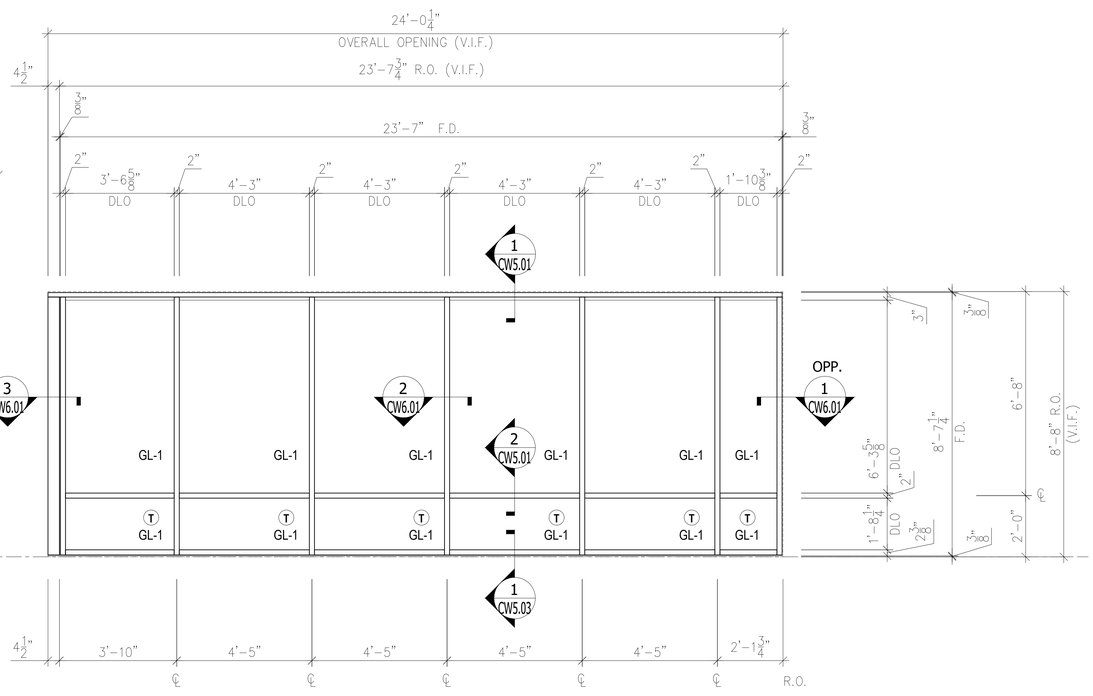

SF-3 **EXTERIOR STOREFRONT** ELEVATION
AFG451T (2" x 4-1/2")
Arch Ref: A8.50
- QT'Y : 1 THUS @WING A - LOBBY

DSA STAMP

IDENTIFICATION STAMP
DIV. OF THE STATE ARCHITECT
APP: 03-123205 INC: 02
REVIEWED FOR
SS ☑ FLS ☑ ACS ☑
DATE: 02/01/2024

hpi architecture
www.hpiarchitecture.com
115 22nd street
Newport Beach, CA
92663
o: 949.675.6442

SEAL

LICENSED ARCHITECT
AMMAR NAJI SARSAM
C-30902
12/31/2025
RENEWAL DATE
STATE OF CALIFORNIA

CONSULTANTS

arcadia
ARCADIA, INC.
2301 E. Vernon Ave., Vernon, CA 90058
Tel: (323) 269-7300, Fax: (323) 261-9927

REGISTERED PROFESSIONAL ENGINEER
SCOTT WALLACE
SE 3613
EXP. 6/30/25
STRUCTURAL
STATE OF CALIFORNIA

PROJECT TITLE
COMPTON COLLEGE
STUDENT HOUSING
INCREMENT 2 OF 2 - BUILDING & ASSOCIATED SITE WORK
1111 E. ARTESIA BLVD, COMPTON, CA 90221

Compton College

ISSUED		
#	DATE	DESCRIPTION
	10/19/2023	DSA BACK CHECK SUBMITTAL

PROJECT IDENTIFICATION
THE DRAWINGS IN THE SHEET INDEX WERE ORIGINALLY CREATED IN AUTODESK REVIT V. 2018 UNLESS OTHERWISE NOTED.

THE ORIGINAL SIZE OF THIS SHEET IS 30" X 42".

THESE DRAWINGS AND SPECIFICATIONS ARE THE PROPERTY AND COPYRIGHT OF THE ARCHITECT AND SHALL NOT BE USED ON ANY OTHER PROJECT OR LOCATIONS EXCEPT AS DESCRIBED ON THE DRAWINGS, WITHOUT WRITTEN AGREEMENT WITH THE ARCHITECT.

© HPI ARCHITECTURE 2022

SHEET TITLE
EXTERIOR STOREFRONT ELEVATIONS
(AG451T)

SHEET NUMBER
CW2.01

CONSTRUCTION DOCUMENTS

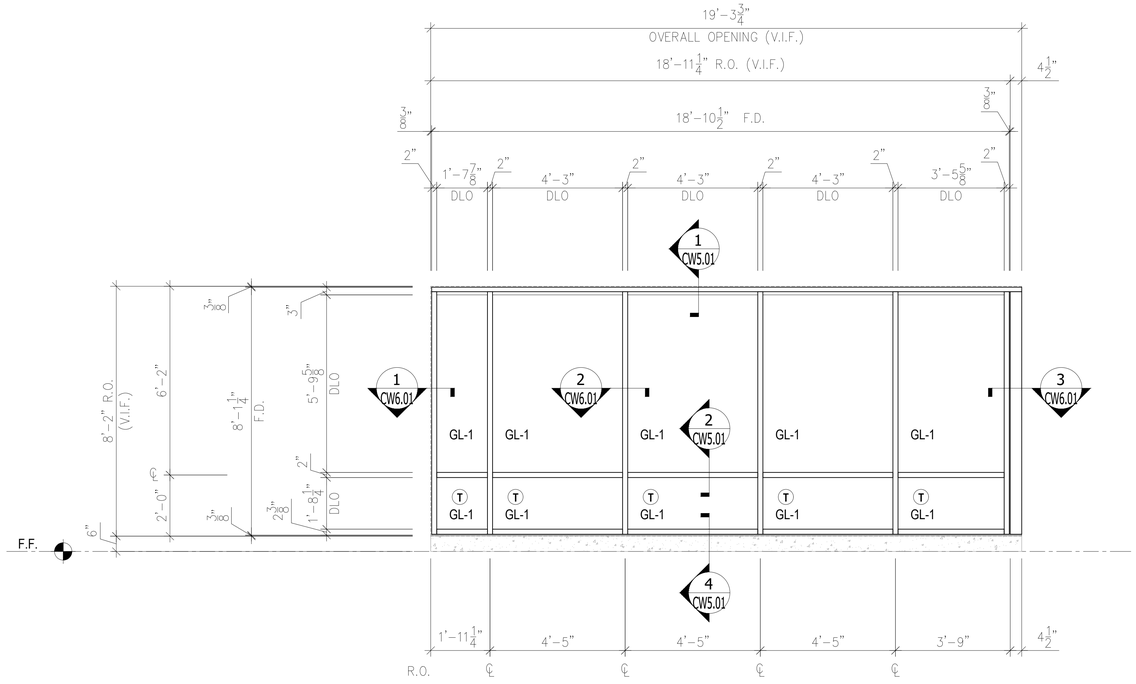

SF-5A **EXTERIOR STOREFRONT** ELEVATION
AFG451T (2" x 4-1/2")
Arch Ref: A8.50
- QT'Y : 1 THUS @WING A - LOBBY A100

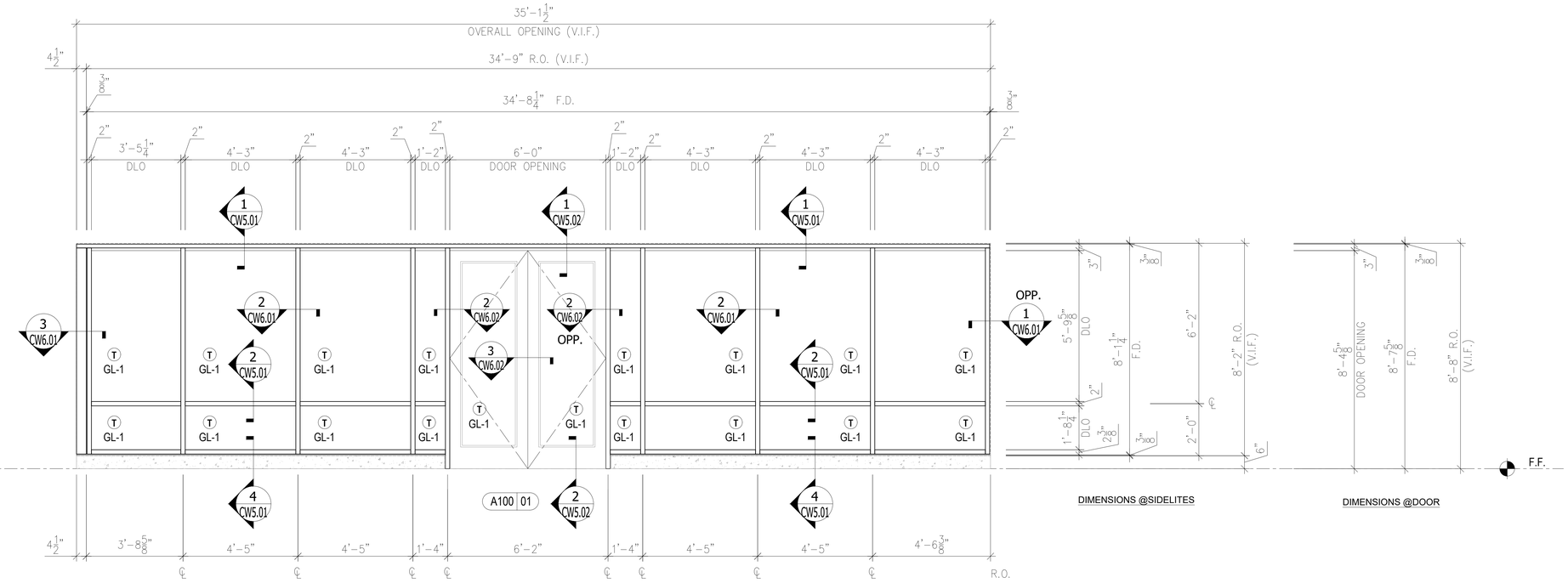

DIMENSIONS @SIDELITES

DIMENSIONS @DOOR

DOOR # A100-01
- ARCADIA WS512HD Heavy Duty Wide Stile Door
- **6'-0" X 8'-4 5/8"** DOOR OPENING
- PAIR DOOR , SWING-OUT
- HARDWARE SET XXX
  (See Separate Submittal)

SF-2 **EXTERIOR STOREFRONT** ELEVATION
AFG451T (2" x 4-1/2") / WS512HD Door
Arch Ref: A8.50
- QT'Y : 1 THUS @WING A - LOBBY A100

DSA STAMP

IDENTIFICATION STAMP
DIV. OF THE STATE ARCHITECT
APP: 03-123205 INC: 02
REVIEWED FOR
SS ☑ FLS ☑ ACS ☑
DATE: 02/01/2024

hpi architecture
www.hpiarchitecture.com
115 22nd street
Newport Beach, CA
92663
o: 949.675.6442

SEAL

LICENSED ARCHITECT
AMMAR NAJI SARSAM
C-30902
12/31/2025
RENEWAL DATE
STATE OF CALIFORNIA

CONSULTANTS

arcadia
ARCADIA, INC.
2301 E. Vernon Ave., Vernon, CA 90058
Tel: (323) 269-7300, Fax: (323) 261-9927

REGISTERED PROFESSIONAL ENGINEER
SCOTT WALLACE
SE 3613
EXP. 6/30/25
STRUCTURAL
STATE OF CALIFORNIA

PROJECT TITLE
COMPTON COLLEGE
STUDENT HOUSING
INCREMENT 2 OF 2 - BUILDING & ASSOCIATED SITE WORK
1111 E. ARTESIA BLVD, COMPTON, CA 90221

Compton College

ISSUED		
#	DATE	DESCRIPTION
	10/19/2023	DSA BACK CHECK SUBMITTAL

PROJECT IDENTIFICATION
THE DRAWINGS IN THE SHEET INDEX WERE ORIGINALLY CREATED IN AUTODESK REVIT V. 2018 UNLESS OTHERWISE NOTED.

THE ORIGINAL SIZE OF THIS SHEET IS 30" X 42".

THESE DRAWINGS AND SPECIFICATIONS ARE THE PROPERTY AND COPYRIGHT OF THE ARCHITECT AND SHALL NOT BE USED ON ANY OTHER PROJECT OR LOCATIONS EXCEPT AS DESCRIBED ON THE DRAWINGS, WITHOUT WRITTEN AGREEMENT WITH THE ARCHITECT.

© HPI ARCHITECTURE 2022

SHEET TITLE
EXTERIOR STOREFRONT ELEVATIONS
(AG451T)

SHEET NUMBER
CW2.02

CONSTRUCTION DOCUMENTS

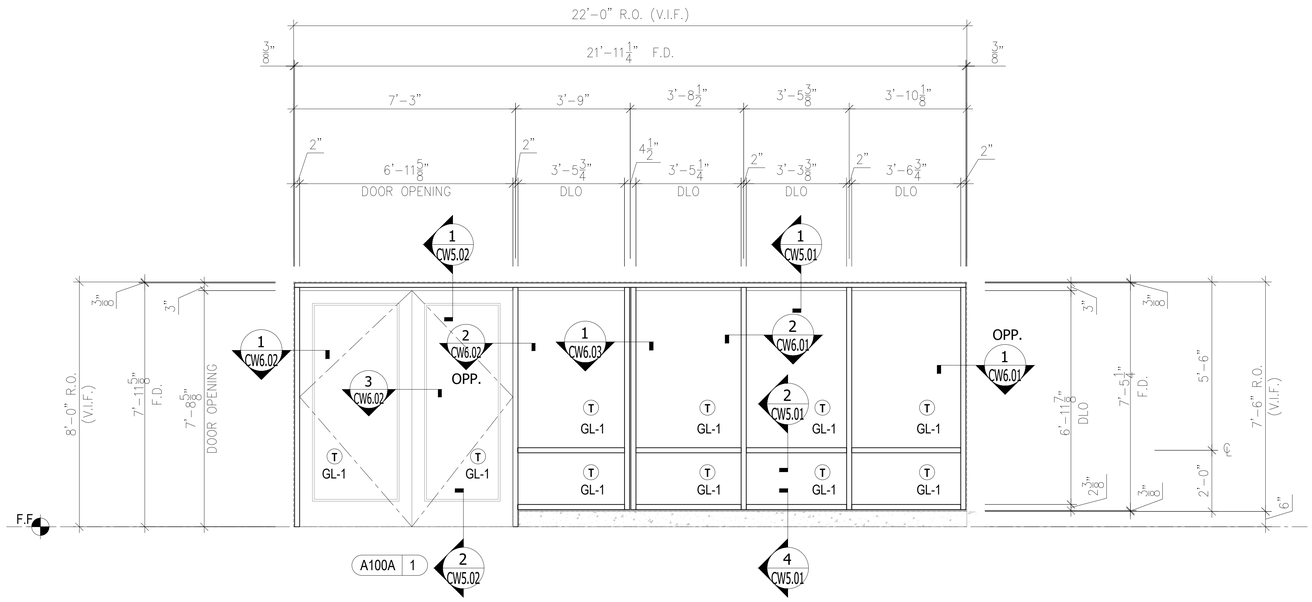

DOOR # A100A-1

- ARCADIA WS512HD Heavy Duty Wide Stile Door
- **6'-11 5/8" X 7'-8 5/8"** DOOR OPENING
- PAIR DOOR , SWING-OUT
- HARDWARE SET XXX
  (See Separate Submittal)

SF-6

EXTERIOR STOREFRONT ELEVATION
AFG451T (2" x 4-1/2") w/WS512 HD Door

Arch Ref: A8.50

- QT'Y : 1 THUS @WING A - SOCIAL LOUNGE

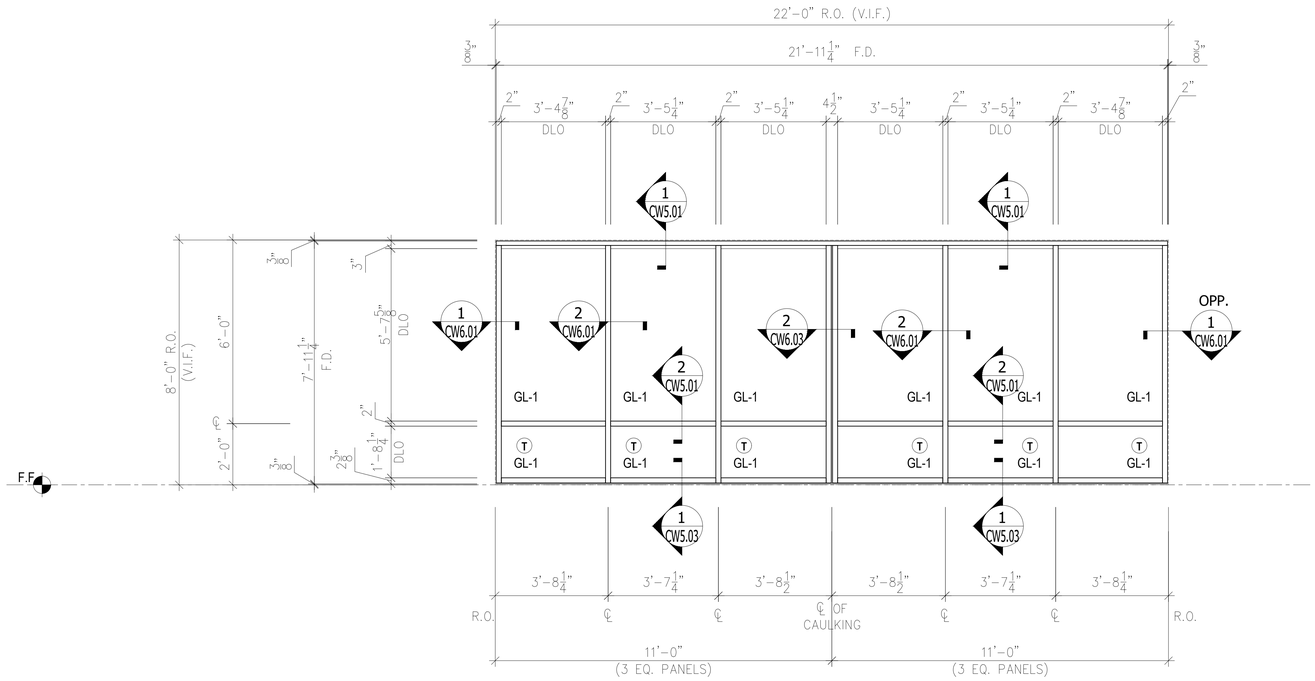

SF-7

EXTERIOR STOREFRONT ELEVATION
AFG451T (2" x 4-1/2")

Arch Ref: A8.50

- QT'Y : 2 THUS

@WING A - SOCIAL LOUNGE A200 & A300

DSA STAMP

IDENTIFICATION STAMP
DIV. OF THE STATE ARCHITECT
APP: 03-123205 INC: 02
REVIEWED FOR
SS ☑ FLS ☑ ACS ☑
DATE: 02/01/2024

architecture

www.hpiarchitecture.com
115 22nd street
Newport Beach, CA
92663
o: 949.675.6442

SEAL

LICENSED ARCHITECT
AMMAR NAJI SARSAM
C-30902
12/31/2025
RENEWAL DATE
STATE OF CALIFORNIA

CONSULTANTS

arcadia
ARCADIA, INC.
2301 E. Vernon Ave., Vernon, CA 90058
Tel: (323) 269-7300, Fax: (323) 261-9927

SCOTT WALDER
SE 3613
EXP. 6/30/25
STRUCTURAL
STATE OF CALIFORNIA

PROJECT TITLE

COMPTON COLLEGE
STUDENT HOUSING

INCREMENT 2 OF 2 - BUILDING & ASSOCIATED SITE WORK

1111 E. ARTESIA BLVD, COMPTON, CA 90221

Compton College

ISSUED		
#	DATE	DESCRIPTION
	10/19/2023	DSA BACK CHECK SUBMITTAL

PROJECT IDENTIFICATION

THE DRAWINGS IN THE SHEET INDEX WERE ORIGINALLY CREATED IN AUTODESK REVIT V. 2018 UNLESS OTHERWISE NOTED.

THE ORIGINAL SIZE OF THIS SHEET IS 30" X 42".

THESE DRAWINGS AND SPECIFICATIONS ARE THE PROPERTY AND COPYRIGHT OF THE ARCHITECT AND SHALL NOT BE USED ON ANY OTHER PROJECT OR LOCATIONS EXCEPT AS DESCRIBED ON THE DRAWINGS, WITHOUT WRITTEN AGREEMENT WITH THE ARCHITECT.

© HPI ARCHITECTURE 2022

SHEET TITLE

EXTERIOR STOREFRONT
ELEVATIONS
(AG451T)

SHEET NUMBER

CW2.03

CONSTRUCTION DOCUMENTS

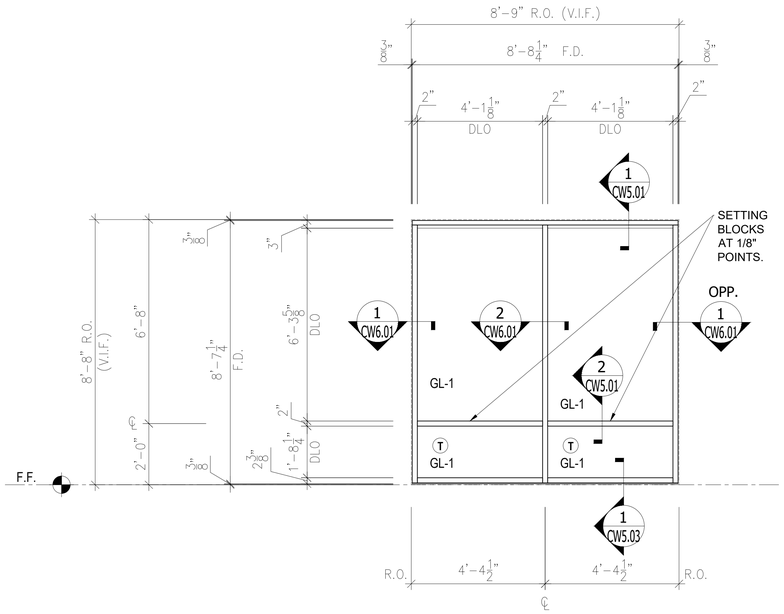

SF-9 **EXTERIOR STOREFRONT** ELEVATION
AFG451T (2" x 4-1/2")
Arch Ref: A8.50
- QT'Y : 2 THUS @WING A - STAIR #1

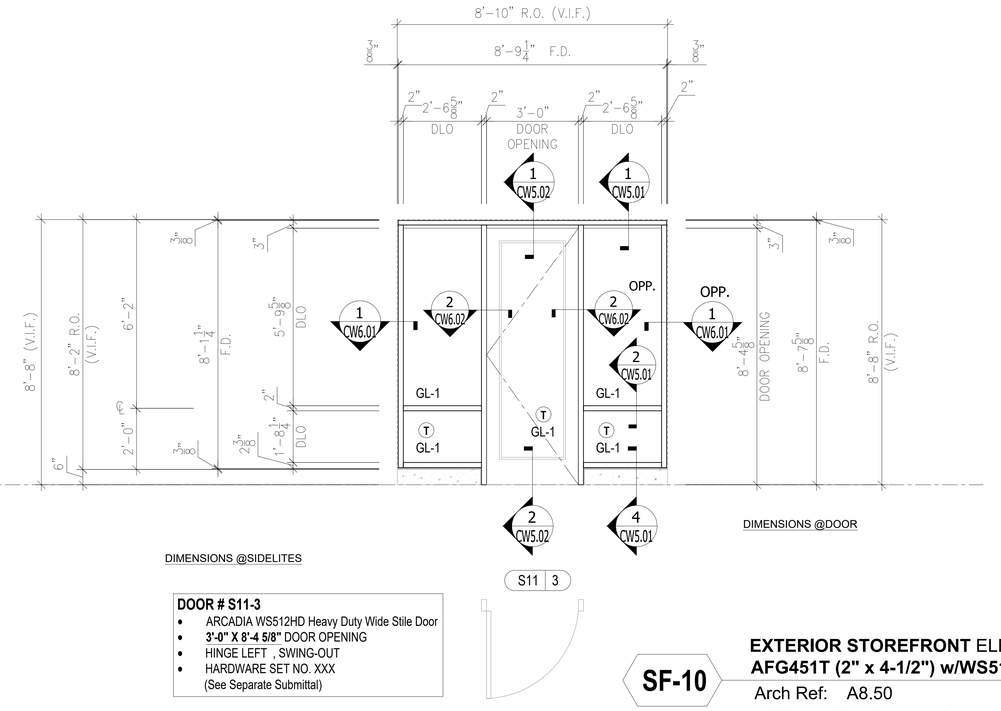

DIMENSIONS @SIDELITES

DIMENSIONS @DOOR

DOOR # S11-3
- ARCADIA WS512HD Heavy Duty Wide Stile Door
- **3'-0" X 8'-4 5/8"** DOOR OPENING
- HINGE LEFT , SWING-OUT
- HARDWARE SET NO. XXX
(See Separate Submittal)

S11 | 3

SF-10 **EXTERIOR STOREFRONT** ELEVATION
AFG451T (2" x 4-1/2") w/WS512 HD Door
Arch Ref: A8.50
- QT'Y : 1 THUS @WING A - STAIR #1

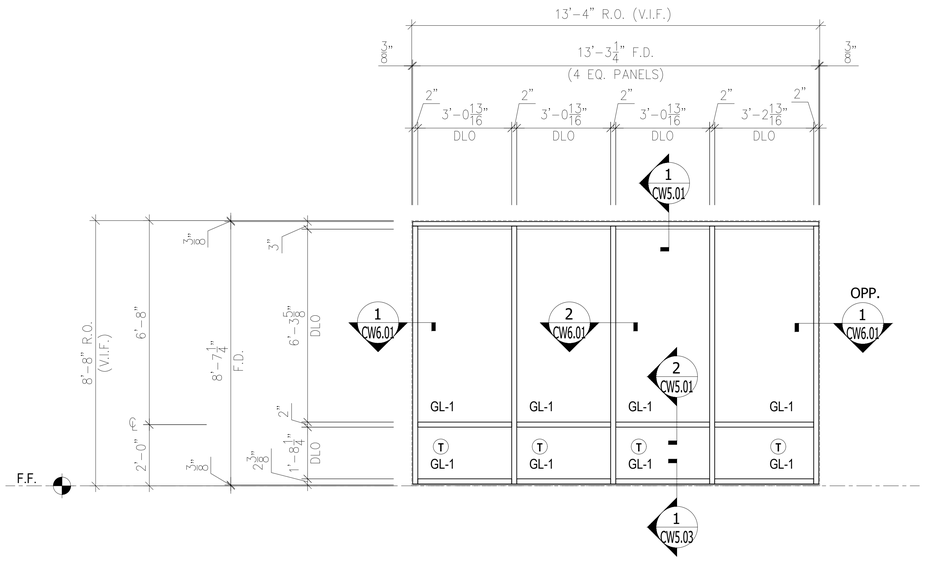

SF-12 **EXTERIOR STOREFRONT** ELEVATION
AFG451T (2" x 4-1/2")
Arch Ref: A8.50
- QT'Y : 2 THUS @WING B - STUDY B250A & B350A

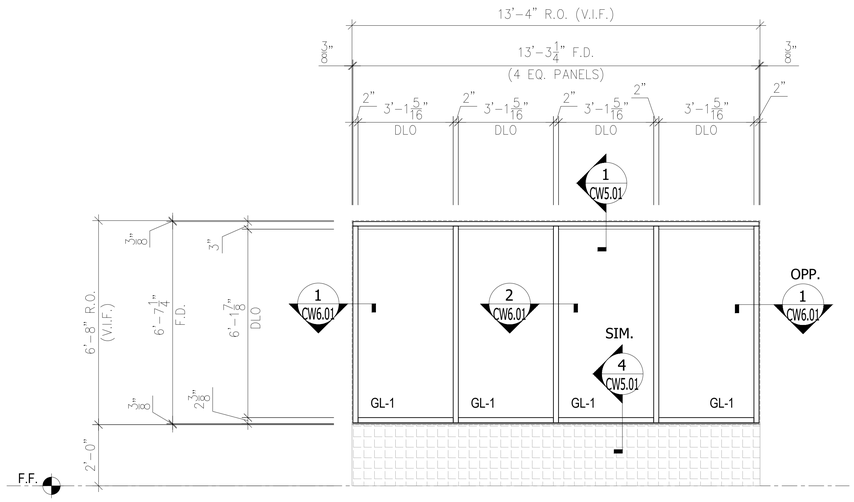

SF-12A **EXTERIOR STOREFRONT** ELEVATION
AFG451T (2" x 4-1/2")
Arch Ref: A8.50
- QT'Y : 1 THUS @WING B - PLAY ROOM B150A

DSA STAMP

IDENTIFICATION STAMP
DIV. OF THE STATE ARCHITECT
APP: 03-123205 INC: 02
REVIEWED FOR
SS ☑ FLS ☑ ACS ☑
DATE: 02/01/2024

HPI architecture
www.hpiarchitecture.com
115 22nd street
Newport Beach, CA
92663
o: 949.675.6442

SEAL

LICENSED ARCHITECT
AMMAR NAJI SARSAM
C-30902
12/31/2025
RENEWAL DATE
STATE OF CALIFORNIA

CONSULTANTS

arcadia
ARCADIA, INC.
2301 E. Vernon Ave., Vernon, CA 90058
Tel: (323) 269-7300, Fax: (323) 261-9927

REGISTERED PROFESSIONAL ENGINEER
SCOTT WALLACE
SE 3613
EXP. 6/30/25
STRUCTURAL
STATE OF CALIFORNIA

PROJECT TITLE
COMPTON COLLEGE
STUDENT HOUSING
INCREMENT 2 OF 2 - BUILDING & ASSOCIATED SITE WORK
1111 E. ARTESIA BLVD, COMPTON, CA 90221

Compton College

ISSUED		
#	DATE	DESCRIPTION
	10/19/2023	DSA BACK CHECK SUBMITTAL

PROJECT IDENTIFICATION

THE DRAWINGS IN THE SHEET INDEX WERE ORIGINALLY CREATED IN AUTODESK REVIT V. 2018 UNLESS OTHERWISE NOTED.

THE ORIGINAL SIZE OF THIS SHEET IS 30" X 42".

THESE DRAWINGS AND SPECIFICATIONS ARE THE PROPERTY AND COPYRIGHT OF THE ARCHITECT AND SHALL NOT BE USED ON ANY OTHER PROJECT OR LOCATIONS EXCEPT AS DESCRIBED ON THE DRAWINGS, WITHOUT WRITTEN AGREEMENT WITH THE ARCHITECT.

© HPI ARCHITECTURE 2022

SHEET TITLE
EXTERIOR STOREFRONT ELEVATIONS
(AG451T)

SHEET NUMBER
CW2.04

CONSTRUCTION DOCUMENTS

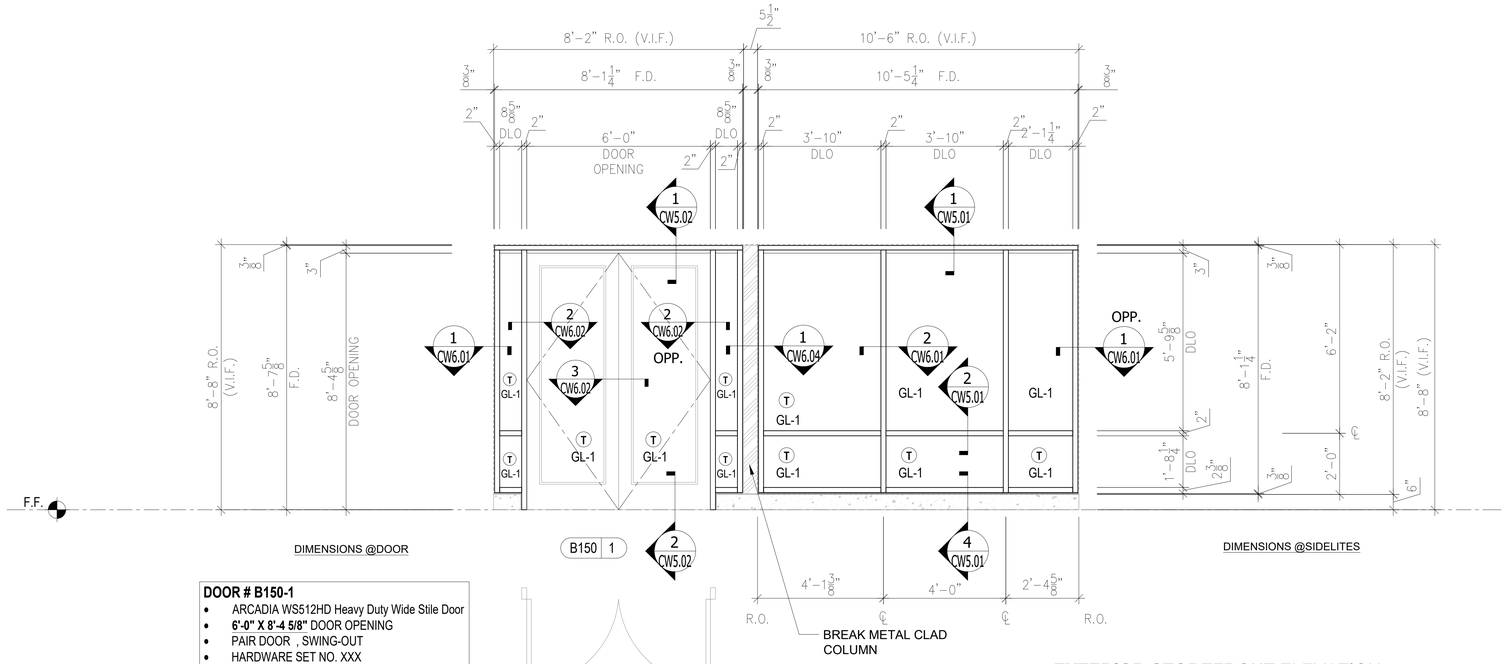

DOOR # B150-1

- ARCADIA WS512HD Heavy Duty Wide Stile Door
- **6'-0" X 8'-4 5/8"** DOOR OPENING
- PAIR DOOR , SWING-OUT
- HARDWARE SET NO. XXX
  (See Separate Submittal)

SF-13

EXTERIOR STOREFRONT ELEVATION
AFG451T (2" x 4-1/2") w/WS512 HD Door

Arch Ref: A8.50

- QT'Y : 1 THUS @WING B - LOUNGE B150

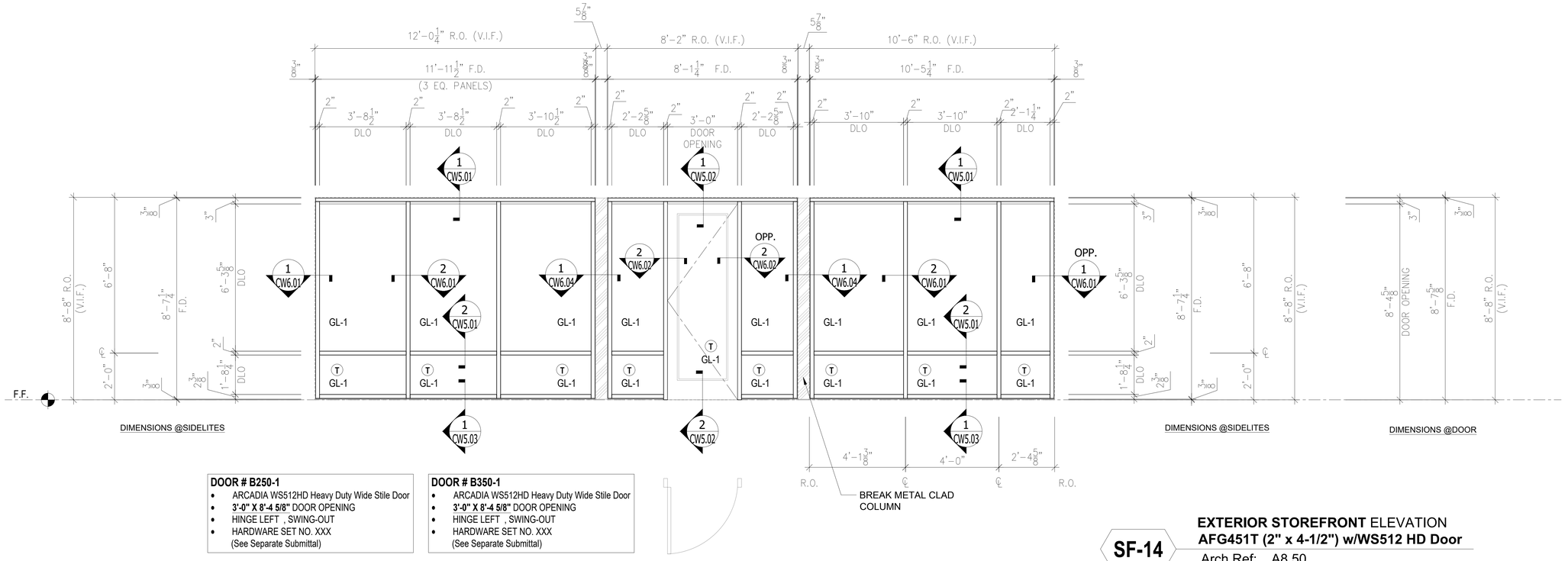

DOOR # B250-1

- ARCADIA WS512HD Heavy Duty Wide Stile Door
- **3'-0" X 8'-4 5/8"** DOOR OPENING
- HINGE LEFT , SWING-OUT
- HARDWARE SET NO. XXX
  (See Separate Submittal)

DOOR # B350-1

- ARCADIA WS512HD Heavy Duty Wide Stile Door
- **3'-0" X 8'-4 5/8"** DOOR OPENING
- HINGE LEFT , SWING-OUT
- HARDWARE SET NO. XXX
  (See Separate Submittal)

B250 1

B350 1

SF-14

EXTERIOR STOREFRONT ELEVATION
AFG451T (2" x 4-1/2") w/WS512 HD Door

Arch Ref: A8.50

- QT'Y : 2 THUS @WING B - LOUNGE B250 & B350

DSA STAMP

IDENTIFICATION STAMP
DIV. OF THE STATE ARCHITECT
APP: 03-123205 INC: 02
REVIEWED FOR
SS ☑ FLS ☑ ACS ☑
DATE: 02/01/2024

architecture
www.hpiarchitecture.com
115 22nd street
Newport Beach, CA
92663
o: 949.675.6442

SEAL

LICENSED ARCHITECT
AMMAR NAJI SARSAM
C-30902
12/31/2025
RENEWAL DATE
STATE OF CALIFORNIA

CONSULTANTS

arcadia
ARCADIA, INC.
2301 E. Vernon Ave., Vernon, CA 90058
Tel: (323) 269-7300, Fax: (323) 261-9927

REGISTERED PROFESSIONAL ENGINEER
SCOTT WALLACE
SE 3613
EXP. 6/30/25
STRUCTURAL
STATE OF CALIFORNIA

PROJECT TITLE

COMPTON COLLEGE
STUDENT HOUSING

INCREMENT 2 OF 2 - BUILDING & ASSOCIATED SITE WORK

1111 E. ARTESIA BLVD, COMPTON, CA 90221

Compton College

ISSUED		
#	DATE	DESCRIPTION
	10/19/2023	DSA BACK CHECK SUBMITTAL

PROJECT IDENTIFICATION

THE DRAWINGS IN THE SHEET INDEX WERE ORIGINALLY CREATED IN AUTODESK REVIT V. 2018 UNLESS OTHERWISE NOTED.

THE ORIGINAL SIZE OF THIS SHEET IS 30" X 42".

THESE DRAWINGS AND SPECIFICATIONS ARE THE PROPERTY AND COPYRIGHT OF THE ARCHITECT AND SHALL NOT BE USED ON ANY OTHER PROJECT OR LOCATION EXCEPT AS DESCRIBED ON THE DRAWINGS, WITHOUT WRITTEN AGREEMENT WITH THE ARCHITECT.

© HPI ARCHITECTURE 2022

SHEET TITLE

EXTERIOR STOREFRONT ELEVATIONS
(AG451T)

SHEET NUMBER

CW2.05

CONSTRUCTION DOCUMENTS

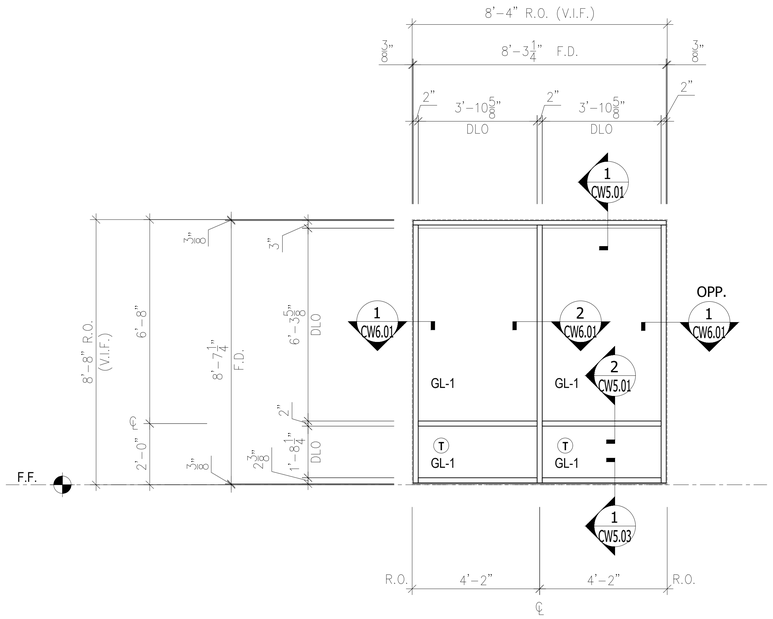

SF-15 **EXTERIOR STOREFRONT** ELEVATION
AFG451T (2" x 4-1/2")

Arch Ref: A8.50

- QT'Y : 2 THUS
@WING B - LOUNGE B250 & B350

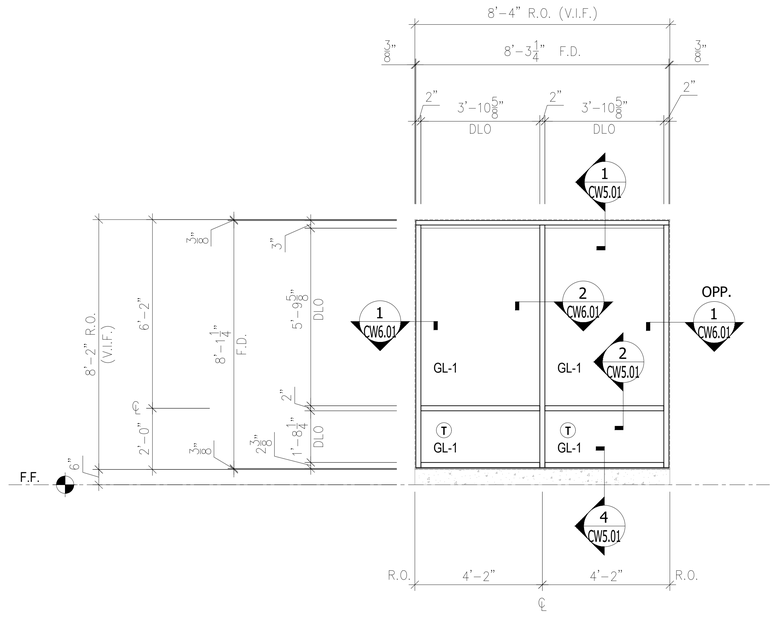

SF-15A **EXTERIOR STOREFRONT** ELEVATION
AFG451T (2" x 4-1/2")

Arch Ref: A8.50

- QT'Y : 1 THUS @WING B - LOUNGE B150

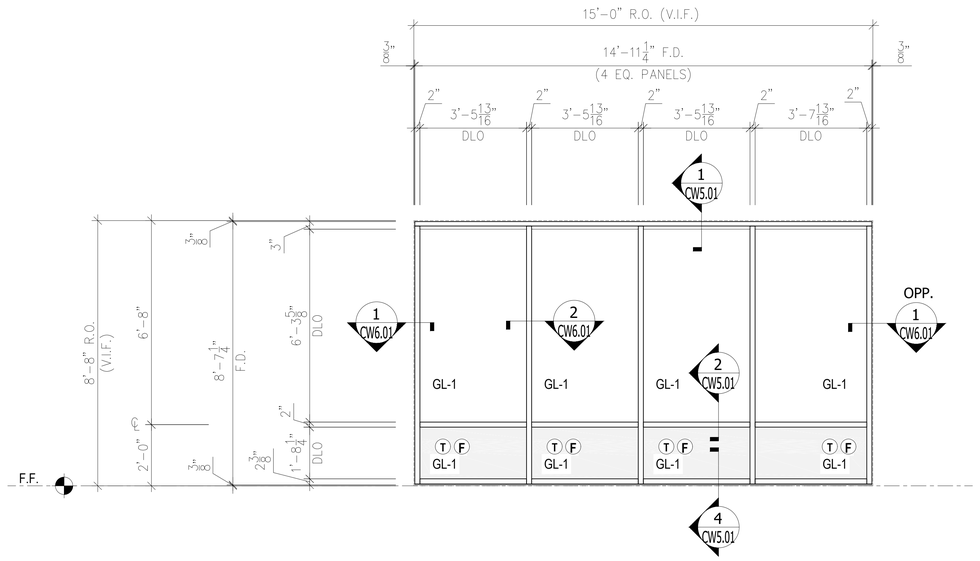

SF-16 **EXTERIOR STOREFRONT** ELEVATION
AFG451T (2" x 4-1/2")

Arch Ref: A8.50

- QT'Y : 2 THUS
@WING B - LOUNGE B250 & B350

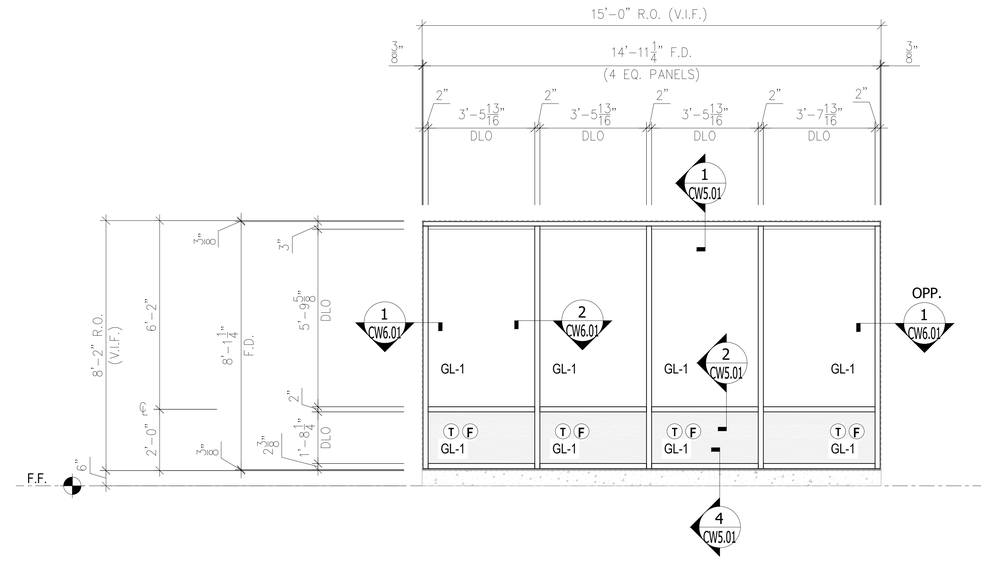

SF-16A **EXTERIOR STOREFRONT** ELEVATION
AFG451T (2" x 4-1/2")

Arch Ref: A8.50

- QT'Y : 1 THUS @WING B - LOUNGE B150

DSA STAMP

IDENTIFICATION STAMP
DIV. OF THE STATE ARCHITECT
APP: 03-123205 INC: 02
REVIEWED FOR
SS ☑ FLS ☑ ACS ☑
DATE: 02/01/2024

HPI architecture
www.hpiarchitecture.com
115 22nd street
Newport Beach, CA
92663
o: 949.675.6442

SEAL

LICENSED ARCHITECT
AMMAR NAJI SARSAM
C-30902
12/31/2025
RENEWAL DATE
STATE OF CALIFORNIA

CONSULTANTS

arcadia
ARCADIA, INC.
2301 E. Vernon Ave., Vernon, CA 90058
Tel: (323) 269-7300, Fax: (323) 261-9927

REGISTERED PROFESSIONAL ENGINEER
SCOTT WALLACE
SE 3613
EXP. 6/30/25
STRUCTURAL
STATE OF CALIFORNIA

PROJECT TITLE
COMPTON COLLEGE
STUDENT HOUSING
INCREMENT 2 OF 2 - BUILDING & ASSOCIATED SITE WORK
1111 E. ARTESIA BLVD, COMPTON, CA 90221

Compton College

ISSUED		
#	DATE	DESCRIPTION
	10/19/2023	DSA BACK CHECK SUBMITTAL

PROJECT IDENTIFICATION
THE DRAWINGS IN THE SHEET INDEX WERE ORIGINALLY CREATED IN AUTODESK REVIT V. 2018 UNLESS OTHERWISE NOTED.

THE ORIGINAL SIZE OF THIS SHEET IS 30" X 42".

THESE DRAWINGS AND SPECIFICATIONS ARE THE PROPERTY AND COPYRIGHT OF THE ARCHITECT AND SHALL NOT BE USED ON ANY OTHER PROJECT OR LOCATIONS EXCEPT AS DESCRIBED ON THE DRAWINGS, WITHOUT WRITTEN AGREEMENT WITH THE ARCHITECT.

© HPI ARCHITECTURE 2022

SHEET TITLE
EXTERIOR STOREFRONT ELEVATIONS
(AG451T)

SHEET NUMBER

CW2.06

CONSTRUCTION DOCUMENTS

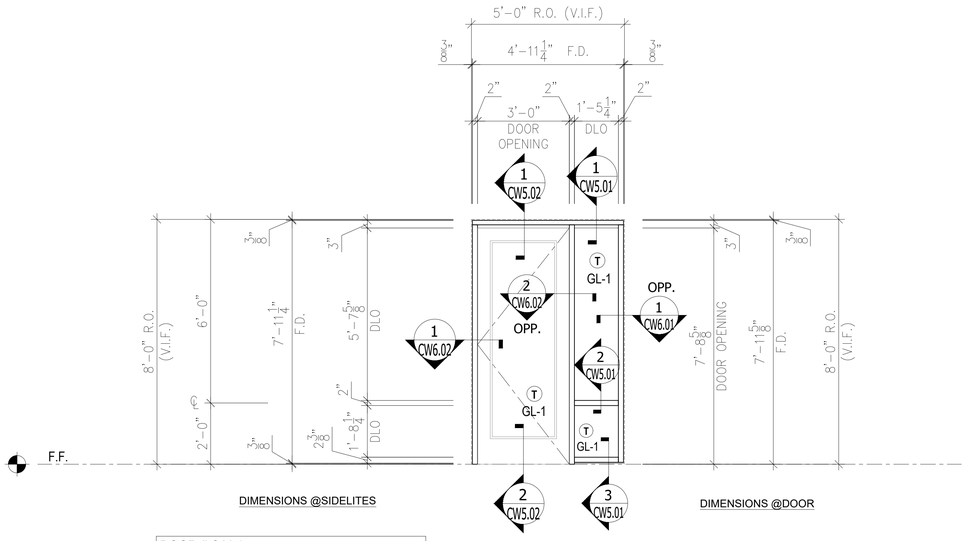

DOOR # C11-3
- ARCADIA WS512HD Heavy Duty Wide Stile Door
- **3'-0" X 7'-8 5/8"** DOOR OPENING
- HINGE LEFT , SWING-OUT
- HARDWARE SET NO. XXX
  (See Separate Submittal)

C11 | 3

XXX | X

SF-17 **EXTERIOR STOREFRONT** ELEVATION
AFG451T (2" x 4-1/2") w/WS512 HD Door
Arch Ref: A8.50
- QT'Y : 2 THUS
@WING A - CORRIDOR C11
@WING B - CORRIDOR C31

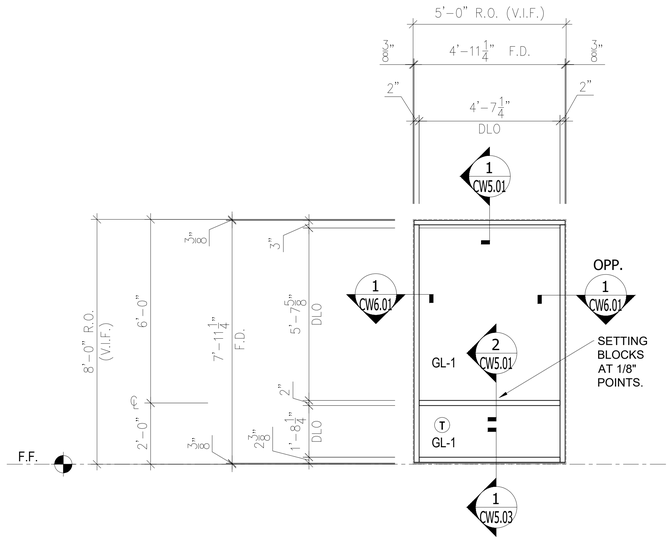

SF-18 **EXTERIOR STOREFRONT** ELEVATION
AFG451T (2" x 4-1/2")
Arch Ref: A8.50
- QT'Y : 4 THUS

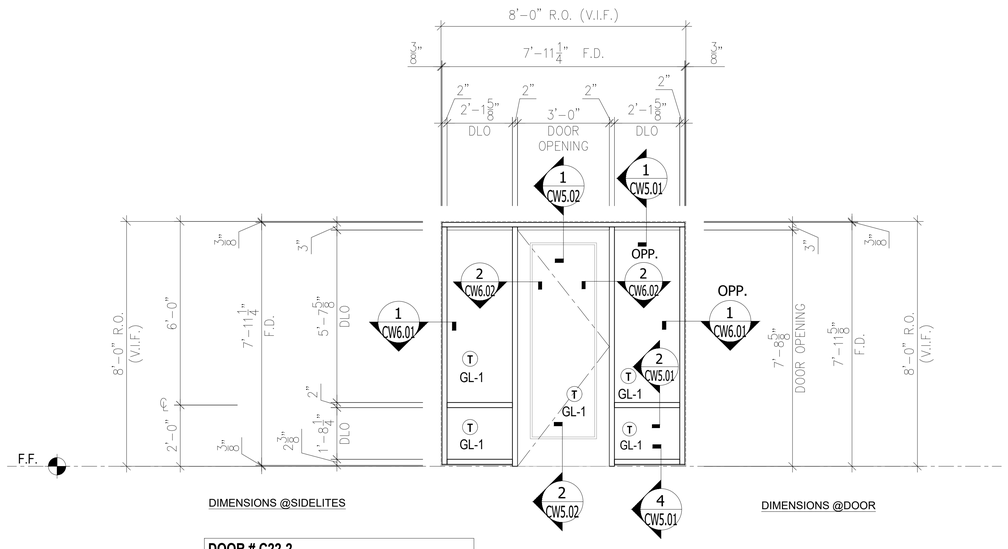

DOOR # C22-2
- ARCADIA WS512HD Heavy Duty Wide Stile Door
- **3'-0" X 7'-8 5/8"** DOOR OPENING
- HINGE RIGHT , SWING-OUT
- HARDWARE SET NO. XXX
  (See Separate Submittal)

DOOR # C23-2
- ARCADIA WS512HD Heavy Duty Wide Stile Door
- **3'-0" X 7'-8 5/8"** DOOR OPENING
- HINGE RIGHT , SWING-OUT
- HARDWARE SET NO. XXX
  (See Separate Submittal)

C22 | 2

C23 | 2

SF-19 **EXTERIOR STOREFRONT** ELEVATION
AFG451T (2" x 4-1/2") w/WS512 HD Door
Arch Ref: A8.50
- QT'Y : 2 THUS
@WING A - CORRIDOR C22
@WING A - CORRIDOR C23

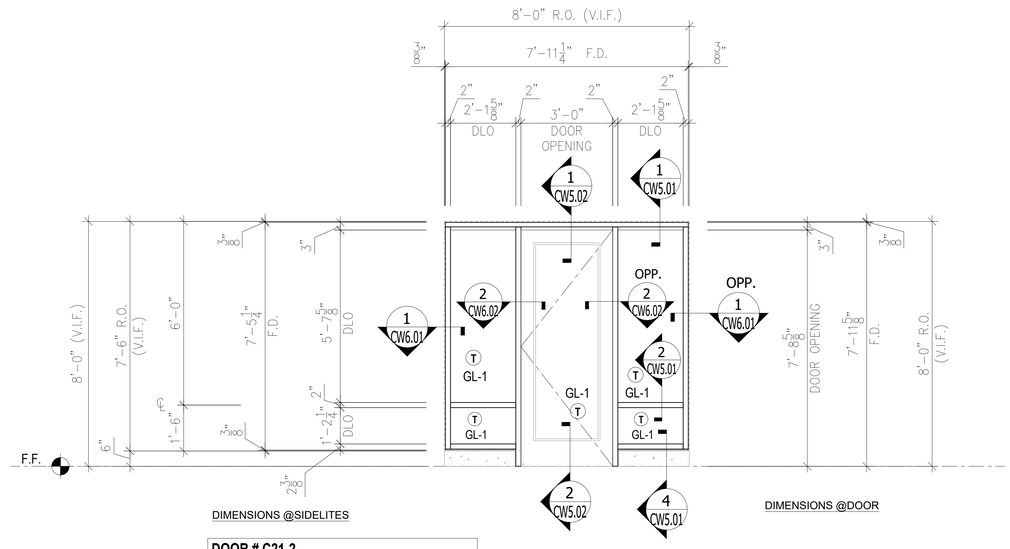

DOOR # C21-2
- ARCADIA WS512HD Heavy Duty Wide Stile Door
- **3'-0" X 7'-8 5/8"** DOOR OPENING
- HINGE LEFT , SWING-OUT
- HARDWARE SET NO. XXX
  (See Separate Submittal)

C21 | 2

SF-19A **EXTERIOR STOREFRONT** ELEVATION
AFG451T (2" x 4-1/2") w/WS512 HD Door
Arch Ref: A8.50
- QT'Y : 1 THUS @WING A - CORRIDOR C21

DSA STAMP

IDENTIFICATION STAMP
DIV. OF THE STATE ARCHITECT
APP: 03-123205 INC: 02
REVIEWED FOR
SS ☑ FLS ☑ ACS ☑
DATE: 02/01/2024

HPI architecture
www.hpiarchitecture.com
115 22nd street
Newport Beach, CA
92663
o: 949.675.6442

SEAL

LICENSED ARCHITECT
AMMAR NAJI SARSAM
C-30902
12/31/2025
RENEWAL DATE
STATE OF CALIFORNIA

CONSULTANTS

arcadia
ARCADIA, INC.
2301 E. Vernon Ave., Vernon, CA 90058
Tel: (323) 269-7300, Fax: (323) 261-9927

REGISTERED PROFESSIONAL ENGINEER
SCOTT WALDER
SE 3613
EXP. 6/30/25
STRUCTURAL
STATE OF CALIFORNIA

PROJECT TITLE
COMPTON COLLEGE
STUDENT HOUSING
INCREMENT 2 OF 2 - BUILDING & ASSOCIATED SITE WORK
1111 E. ARTESIA BLVD, COMPTON, CA 90221

Compton College

ISSUED

#	DATE	DESCRIPTION
	10/19/2023	DSA BACK CHECK SUBMITTAL

PROJECT IDENTIFICATION
THE DRAWINGS IN THE SHEET INDEX WERE ORIGINALLY CREATED IN AUTODESK REVIT V. 2018 UNLESS OTHERWISE NOTED.

THE ORIGINAL SIZE OF THIS SHEET IS 30" X 42".

THESE DRAWINGS AND SPECIFICATIONS ARE THE PROPERTY AND COPYRIGHT OF THE ARCHITECT AND SHALL NOT BE USED ON ANY OTHER PROJECT OR LOCATIONS EXCEPT AS DESCRIBED ON THE DRAWINGS, WITHOUT WRITTEN AGREEMENT WITH THE ARCHITECT.

© HPI ARCHITECTURE 2022

SHEET TITLE
EXTERIOR STOREFRONT ELEVATIONS
(AG451T)

SHEET NUMBER
CW2.07

CONSTRUCTION DOCUMENTS

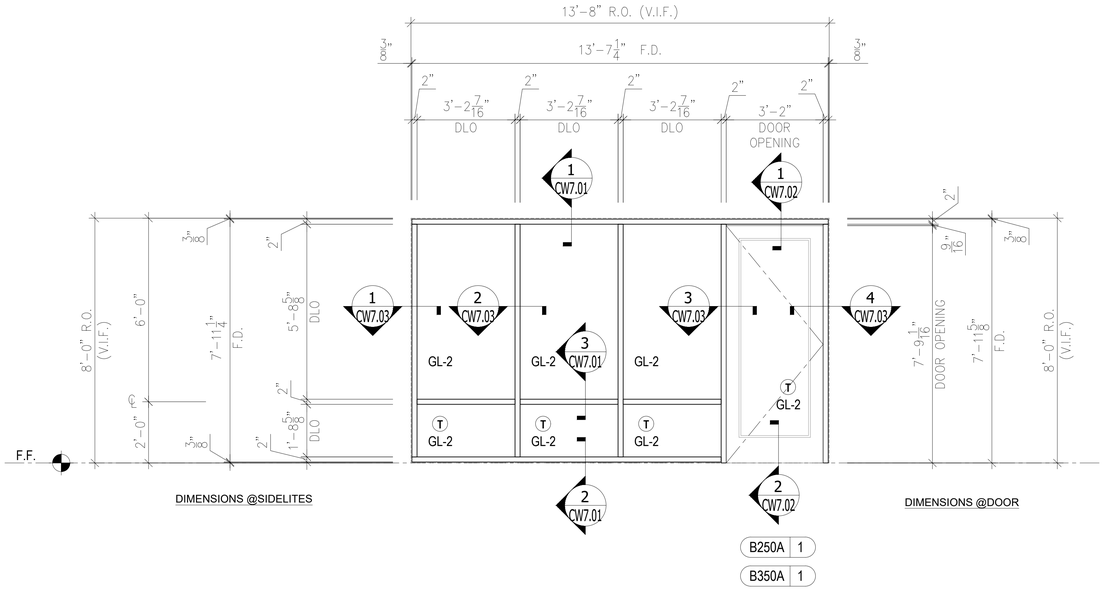

DOOR # B350A-1
- ARCADIA WS512HD Heavy Duty Wide Stile Door
- **3'-2" X 7'-9 1/16"** DOOR OPENING
- HINGE RIGHT , SWING-IN
- HARDWARE SET NO. XXX
  (See Separate Submittal)

DOOR # B250A-1
- ARCADIA WS512HD Heavy Duty Wide Stile Door
- **3'-2" X 7'-9 1/16"** DOOR OPENING
- HINGE RIGHT , SWING-IN
- HARDWARE SET NO. XXX
  (See Separate Submittal)

ISF-1 — INTERIOR STOREFRONT ELEVATION
AF450 (2" x 4-1/2")

Arch Ref: A8.50

- QT'Y : 2 THUS (1) @STUDY B250A (1) @STUDY B350A

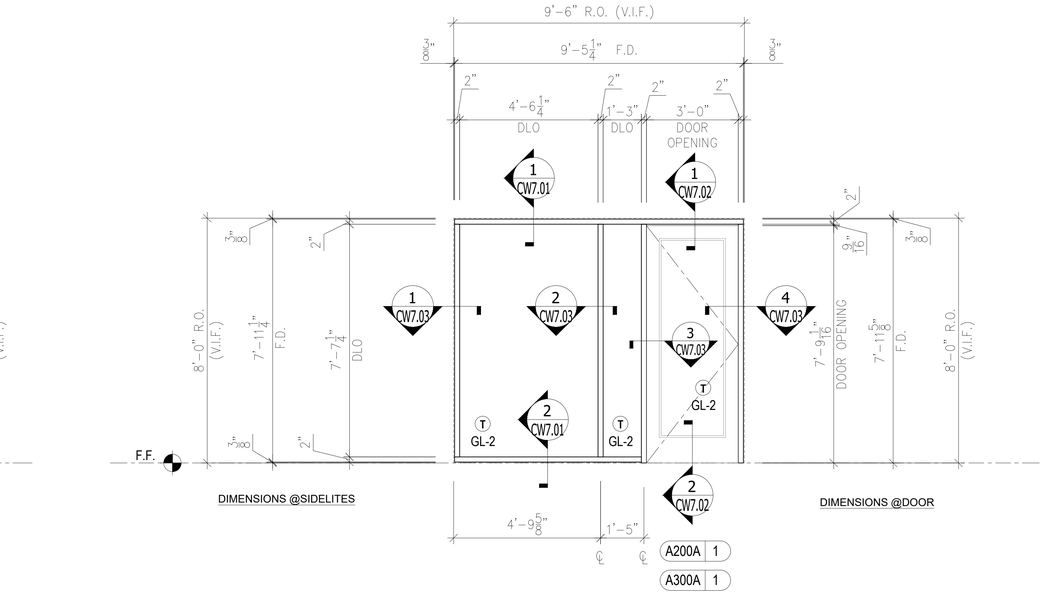

DOOR # A300A-1
- ARCADIA WS512HD Heavy Duty Wide Stile Door
- **3'-0" X 7'-9 1/16"** DOOR OPENING
- HINGE RIGHT , SWING-IN
- HARDWARE SET NO. XXX
  (See Separate Submittal)

DOOR # A200A-1
- ARCADIA WS512HD Heavy Duty Wide Stile Door
- **3'-0" X 7'-9 1/16"** DOOR OPENING
- HINGE RIGHT , SWING-IN
- HARDWARE SET NO. XXX
  (See Separate Submittal)

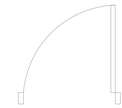

ISF-2 — INTERIOR STOREFRONT ELEVATION
AF450 (2" x 4-1/2")

Arch Ref: A8.50

- QT'Y : 2 THUS @COMMON KITCHEN A200A & A300A

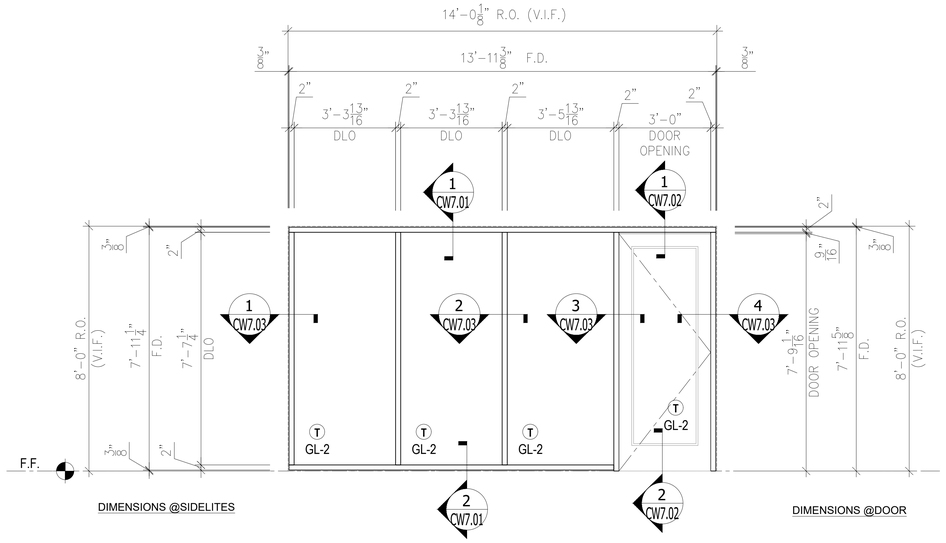

DOOR # A300B-1
- ARCADIA WS512HD Heavy Duty Wide Stile Door
- **3'-0" X 7'-9 1/16"** DOOR OPENING
- HINGE RIGHT , SWING-IN
- HARDWARE SET NO. XXX
  (See Separate Submittal)

DOOR # A200B-1
- ARCADIA WS512HD Heavy Duty Wide Stile Door
- **3'-0" X 7'-9 1/16"** DOOR OPENING
- HINGE RIGHT , SWING-IN
- HARDWARE SET NO. XXX
  (See Separate Submittal)

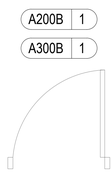

ISF-3 — INTERIOR STOREFRONT ELEVATION
AF450 (2" x 4-1/2")

Arch Ref: A8.50

- QT'Y : 2 THUS @STUDY ROOM A200B & A300B

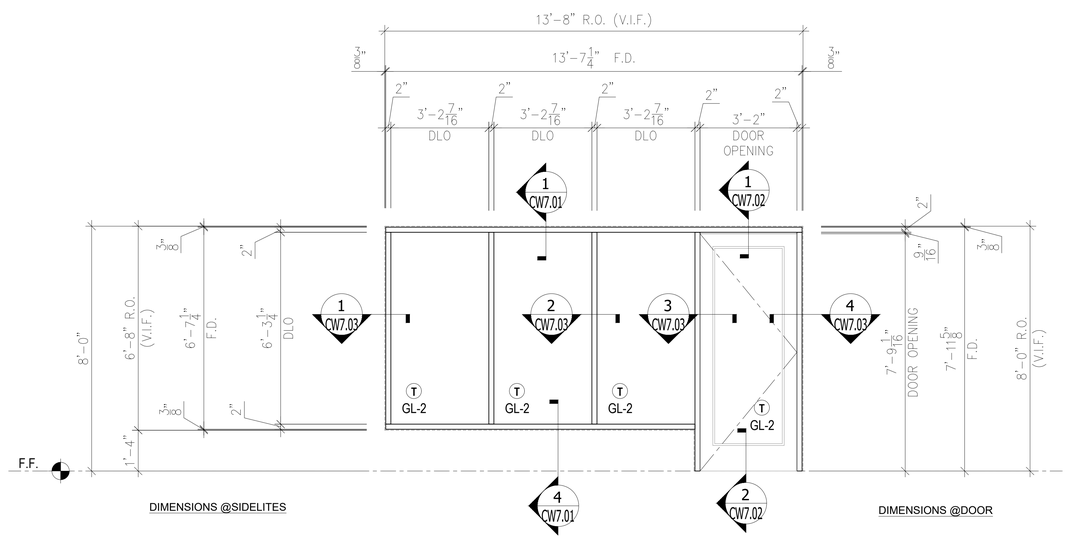

DOOR # B150A-1
- ARCADIA WS512HD Heavy Duty Wide Stile Door
- **3'-2" X 7'-9 1/16"** DOOR OPENING
- HINGE RIGHT , SWING-IN
- HARDWARE SET NO. XXX
  (See Separate Submittal)

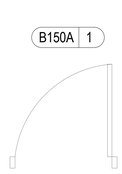

ISF-4 — INTERIOR STOREFRONT ELEVATION
AF450 (2" x 4-1/2")

Arch Ref: A8.50

- QT'Y : 1 THUS @PLAY ROOM B150A

DSA STAMP

IDENTIFICATION STAMP
DIV. OF THE STATE ARCHITECT
APP: 03-123205 INC: 02
REVIEWED FOR
SS ☑ FLS ☑ ACS ☑
DATE: 02/01/2024

hpi architecture
www.hpiarchitecture.com
115 22nd street
Newport Beach, CA
92663
o: 949.675.6442

SEAL

LICENSED ARCHITECT
AMMAR NAJI SARSAM
C-30902
12/31/2025
RENEWAL DATE
STATE OF CALIFORNIA

CONSULTANTS

arcadia
ARCADIA, INC.
2301 E. Vernon Ave., Vernon, CA 90058
Tel: (323) 269-7300, Fax: (323) 261-9927

REGISTERED PROFESSIONAL ENGINEER
SCOTT WALDER
SE 3613
EXP. 6/30/25
STRUCTURAL
STATE OF CALIFORNIA

PROJECT TITLE

COMPTON COLLEGE
STUDENT HOUSING

INCREMENT 2 OF 2 - BUILDING & ASSOCIATED SITE WORK

1111 E. ARTESIA BLVD, COMPTON, CA 90221

Compton College

ISSUED

#	DATE	DESCRIPTION
	10/19/2023	DSA BACK CHECK SUBMITTAL

PROJECT IDENTIFICATION

THE DRAWINGS IN THE SHEET INDEX WERE ORIGINALLY CREATED IN AUTODESK REVIT V. 2018 UNLESS OTHERWISE NOTED.

THE ORIGINAL SIZE OF THIS SHEET IS 30" X 42".

THESE DRAWINGS AND SPECIFICATIONS ARE THE PROPERTY AND COPYRIGHT OF THE ARCHITECT AND SHALL NOT BE USED ON ANY OTHER PROJECT OR LOCATION EXCEPT AS DESCRIBED ON THE DRAWINGS, WITHOUT WRITTEN AGREEMENT WITH THE ARCHITECT.

© HPI ARCHITECTURE 2022

SHEET TITLE

INTERIOR STOREFRONT ELEVATIONS **(AF450)**

SHEET NUMBER

CW3.01

CONSTRUCTION DOCUMENTS

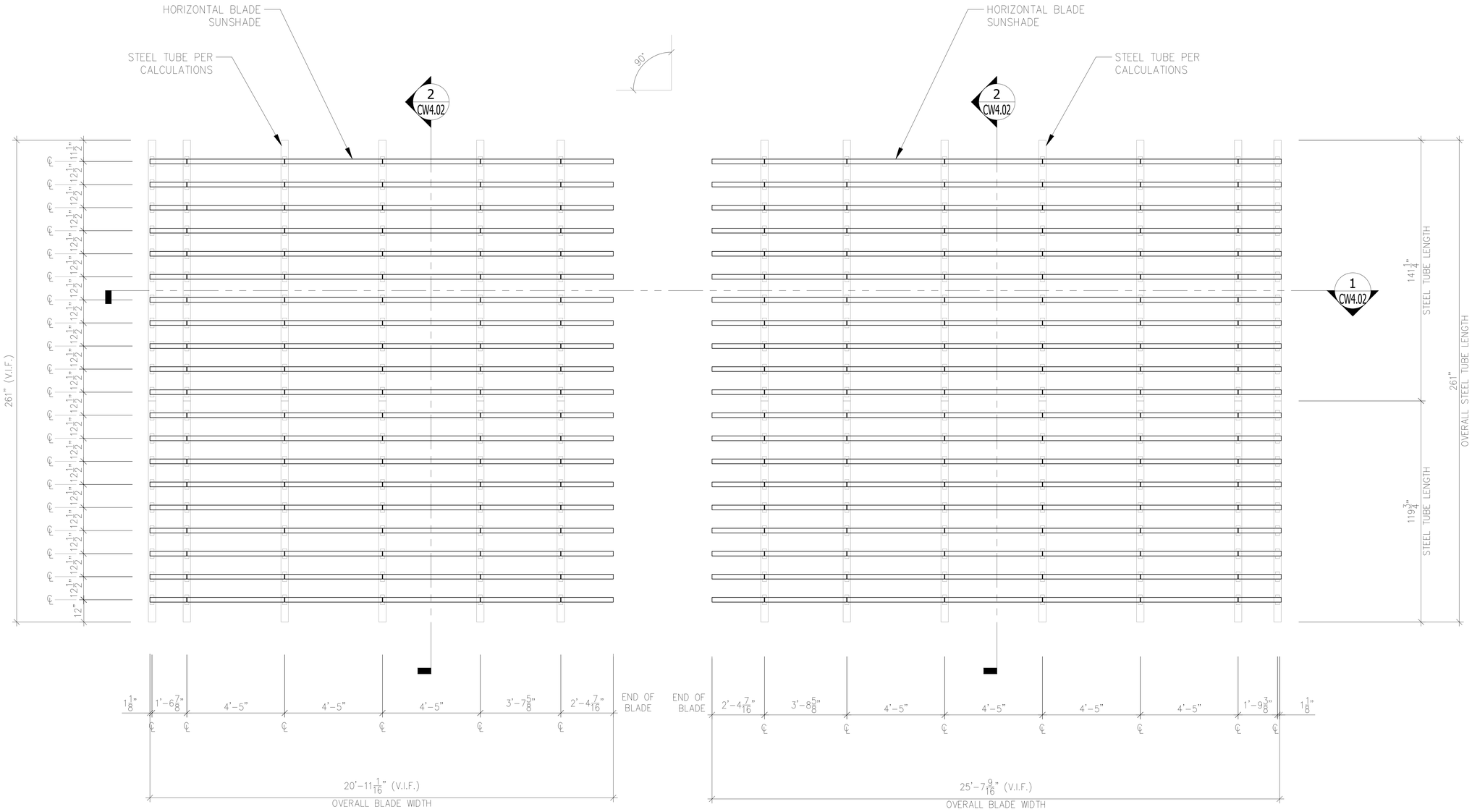

HBS-1 **SUNSHADE** ELEVATIONS
ARCADIA BLADE SHADE SYSTEM
Arch Ref: 3/A4.02
- QT'Y : 1 THUS

HBS-2 **SUNSHADE** ELEVATIONS
ARCADIA BLADE SHADE SYSTEM
Arch Ref: 1/A4.01
- QT'Y : 1 THUS

DSA STAMP

IDENTIFICATION STAMP
DIV. OF THE STATE ARCHITECT
APP: 03-123205 INC: 02
REVIEWED FOR
SS ☑ FLS ☑ ACS ☑
DATE: 02/01/2024

HPI architecture
www.hpiarchitecture.com
115 22nd street
Newport Beach, CA
92663
o: 949.675.6442

SEAL

LICENSED ARCHITECT
AMMAR NAJI SARSAM
C-30902
12/31/2025
RENEWAL DATE
STATE OF CALIFORNIA

CONSULTANTS

arcadia
ARCADIA, INC.
2301 E. Vernon Ave., Vernon, CA 90058
Tel: (323) 269-7300, Fax: (323) 261-9927

REGISTERED PROFESSIONAL ENGINEER
SCOTT WALLACE
SE 3613
EXP. 6/30/25
STRUCTURAL
STATE OF CALIFORNIA

PROJECT TITLE
COMPTON COLLEGE
STUDENT HOUSING
INCREMENT 2 OF 2 - BUILDING & ASSOCIATED SITE WORK
1111 E. ARTESIA BLVD, COMPTON, CA 90221

Compton College

ISSUED

#	DATE	DESCRIPTION
	10/19/2023	DSA BACK CHECK SUBMITTAL

PROJECT IDENTIFICATION
THE DRAWINGS IN THE SHEET INDEX WERE ORIGINALLY CREATED IN AUTODESK REVIT V. 2018 UNLESS OTHERWISE NOTED.

THE ORIGINAL SIZE OF THIS SHEET IS 30" X 42".

THESE DRAWINGS AND SPECIFICATIONS ARE THE PROPERTY AND COPYRIGHT OF THE ARCHITECT AND SHALL NOT BE USED ON ANY OTHER PROJECT OR LOCATIONS EXCEPT AS DESCRIBED ON THE DRAWINGS, WITHOUT WRITTEN AGREEMENT WITH THE ARCHITECT.

© HPI ARCHITECTURE 2022

SHEET TITLE

SUNSHADE ELEVATIONS & SECTIONS

SHEET NUMBER

CW4.01

CONSTRUCTION DOCUMENTS

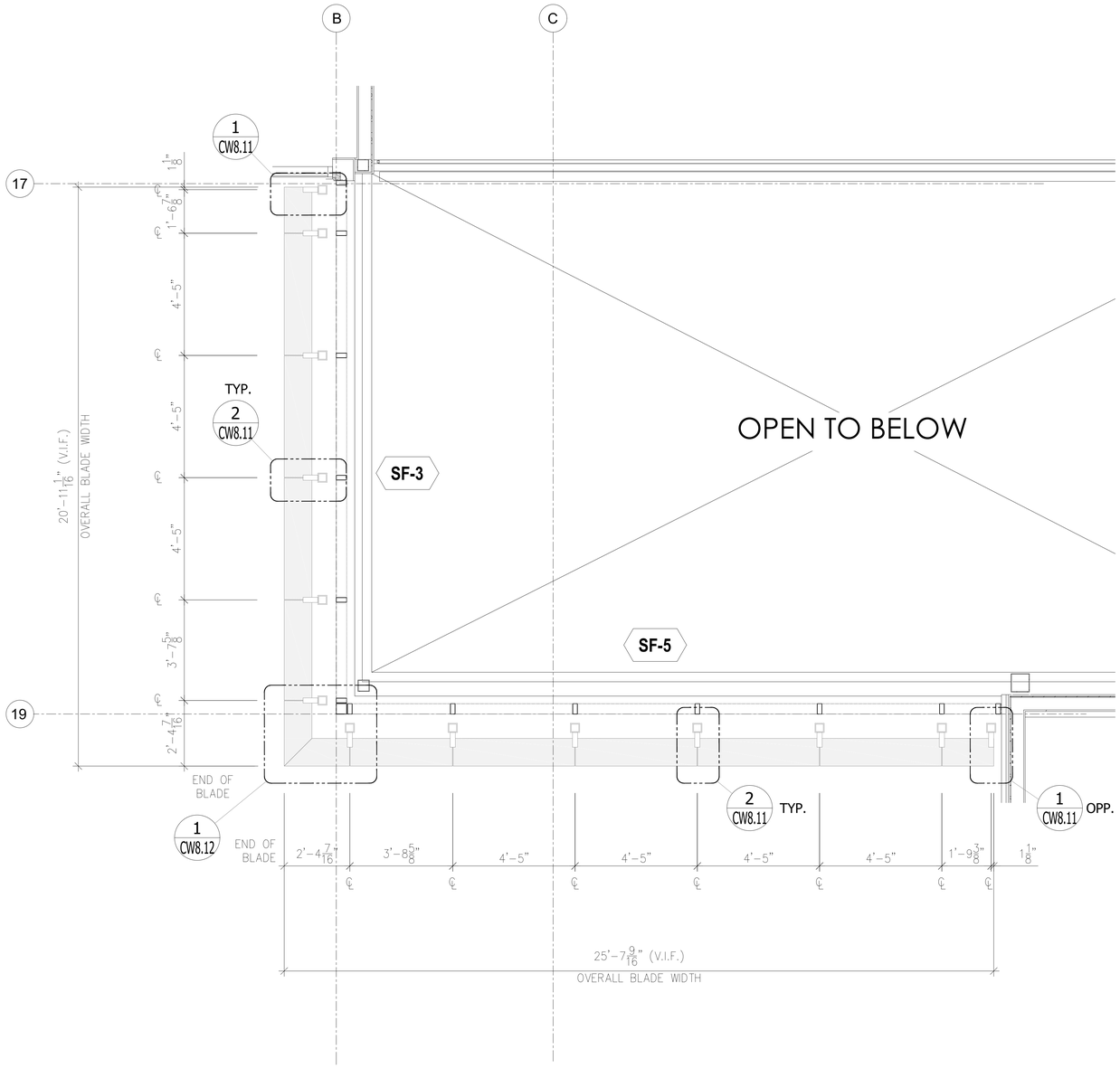

1 BLADE SUNSHADE PLAN VIEW

REF. ARCH. DWG. : A2.20~A2.30

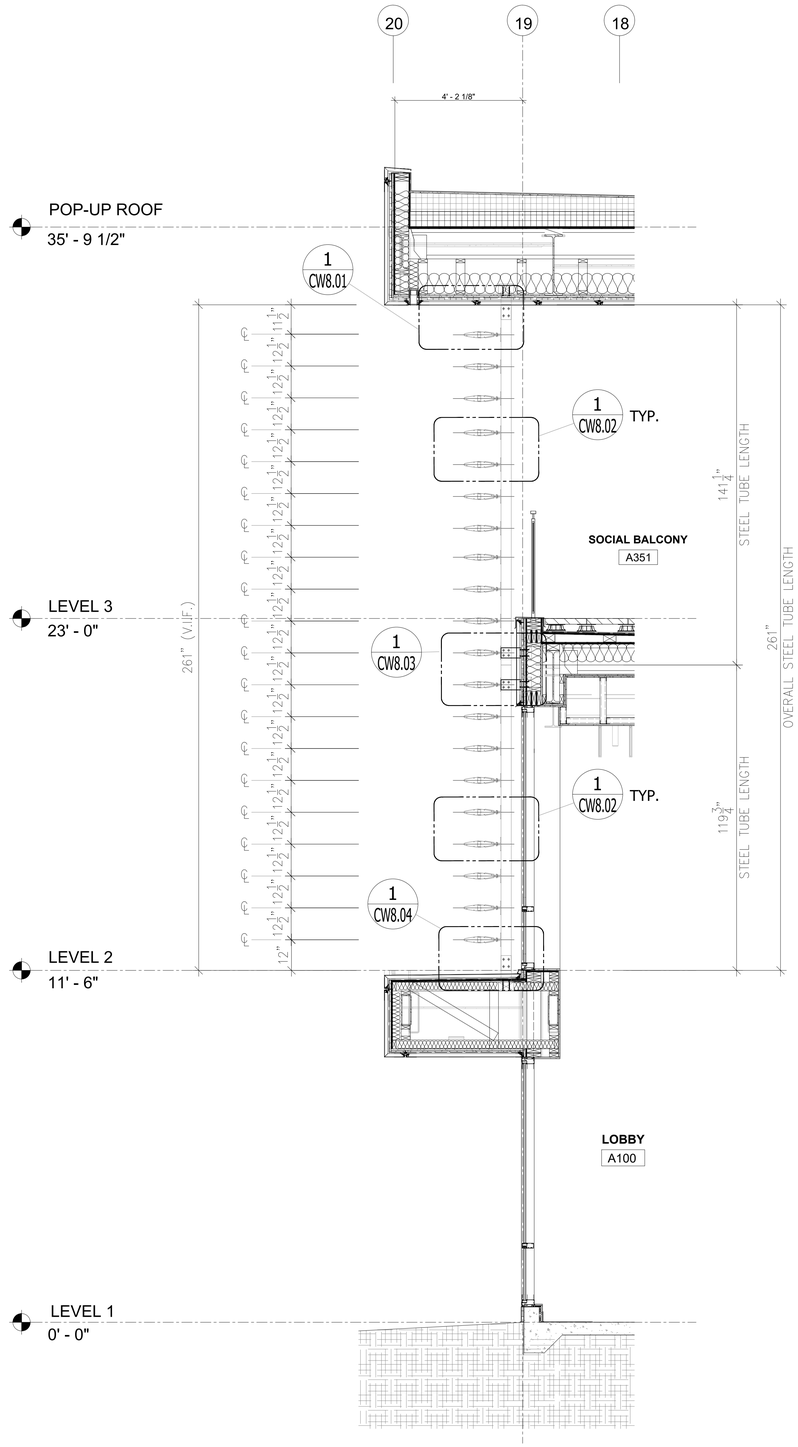

2 BLADE SUNSHADE SECTION VIEW

REF. ARCH. DWG. : A5.10

DSA STAMP

IDENTIFICATION STAMP
DIV. OF THE STATE ARCHITECT
APP: 03-123205 INC: 02
REVIEWED FOR
SS ☑ FLS ☑ ACS ☑
DATE: 02/01/2024

HPI architecture
www.hpiarchitecture.com
115 22nd street
Newport Beach, CA
92663
o: 949.675.6442

SEAL

LICENSED ARCHITECT
AMMAR NAJI SARSAM
C-30902
12/31/2025
RENEWAL DATE
STATE OF CALIFORNIA

CONSULTANTS

arcadia
ARCADIA, INC.
2301 E. Vernon Ave., Vernon, CA 90058
Tel: (323) 269-7300, Fax: (323) 261-9927

REGISTERED PROFESSIONAL ENGINEER
SCOTT WALLACE
SE 3613
EXP. 6/30/25
STRUCTURAL
STATE OF CALIFORNIA

PROJECT TITLE

COMPTON COLLEGE
STUDENT HOUSING

INCREMENT 2 OF 2 - BUILDING & ASSOCIATED SITE WORK

1111 E. ARTESIA BLVD, COMPTON, CA 90221

Compton College

ISSUED

#	DATE	DESCRIPTION
	10/19/2023	DSA BACK CHECK SUBMITTAL

PROJECT IDENTIFICATION

THE DRAWINGS IN THE SHEET INDEX WERE ORIGINALLY CREATED IN AUTODESK REVIT V. 2018 UNLESS OTHERWISE NOTED.

THE ORIGINAL SIZE OF THIS SHEET IS 30" X 42".

THESE DRAWINGS AND SPECIFICATIONS ARE THE PROPERTY AND COPYRIGHT OF THE ARCHITECT AND SHALL NOT BE USED ON ANY OTHER PROJECT OR LOCATIONS EXCEPT AS DESCRIBED ON THE DRAWINGS, WITHOUT WRITTEN AGREEMENT WITH THE ARCHITECT.

© HPI ARCHITECTURE 2022

SHEET TITLE

SUNSHADE ELEVATIONS & SECTIONS

SHEET NUMBER

CW4.02

CONSTRUCTION DOCUMENTS

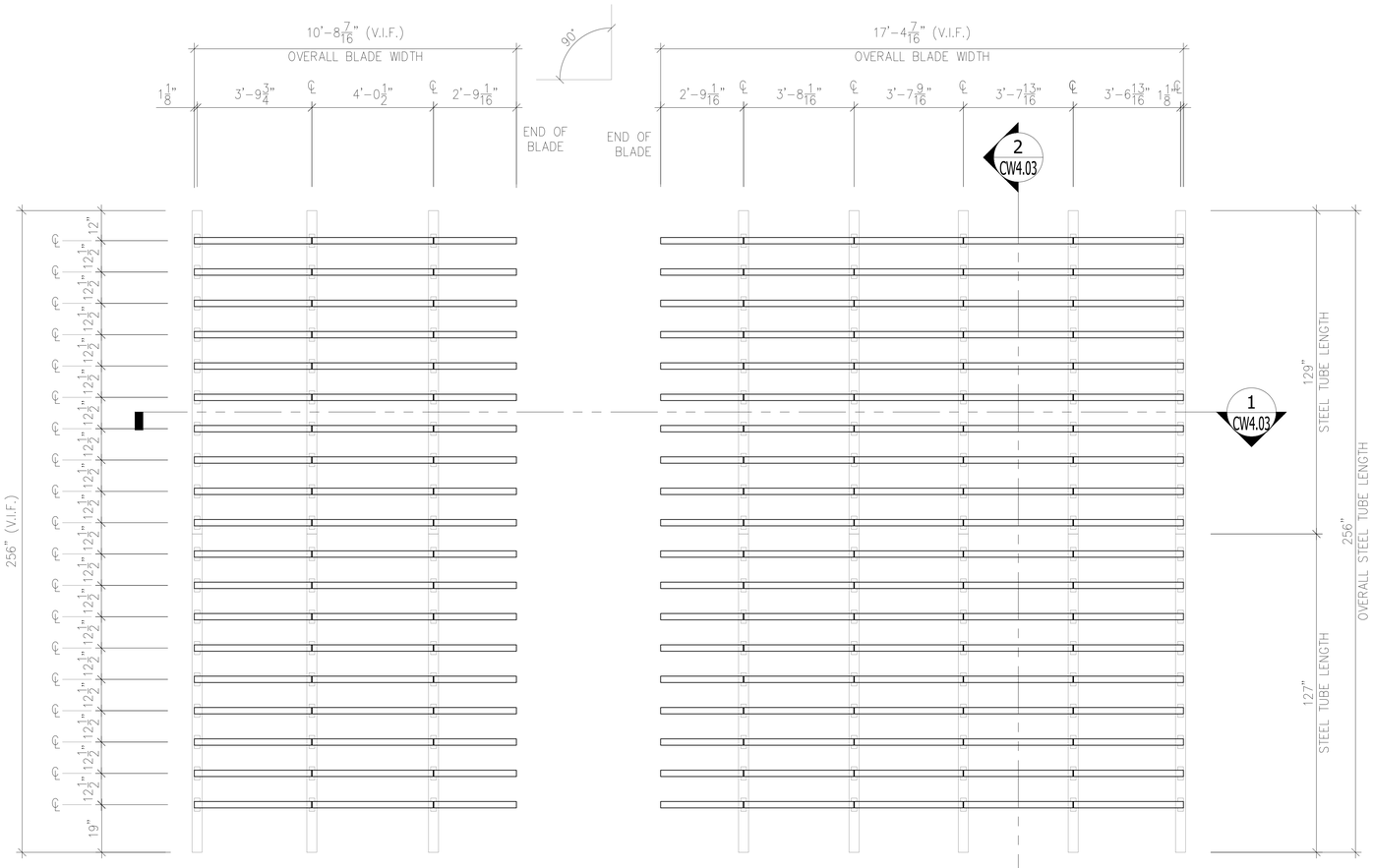

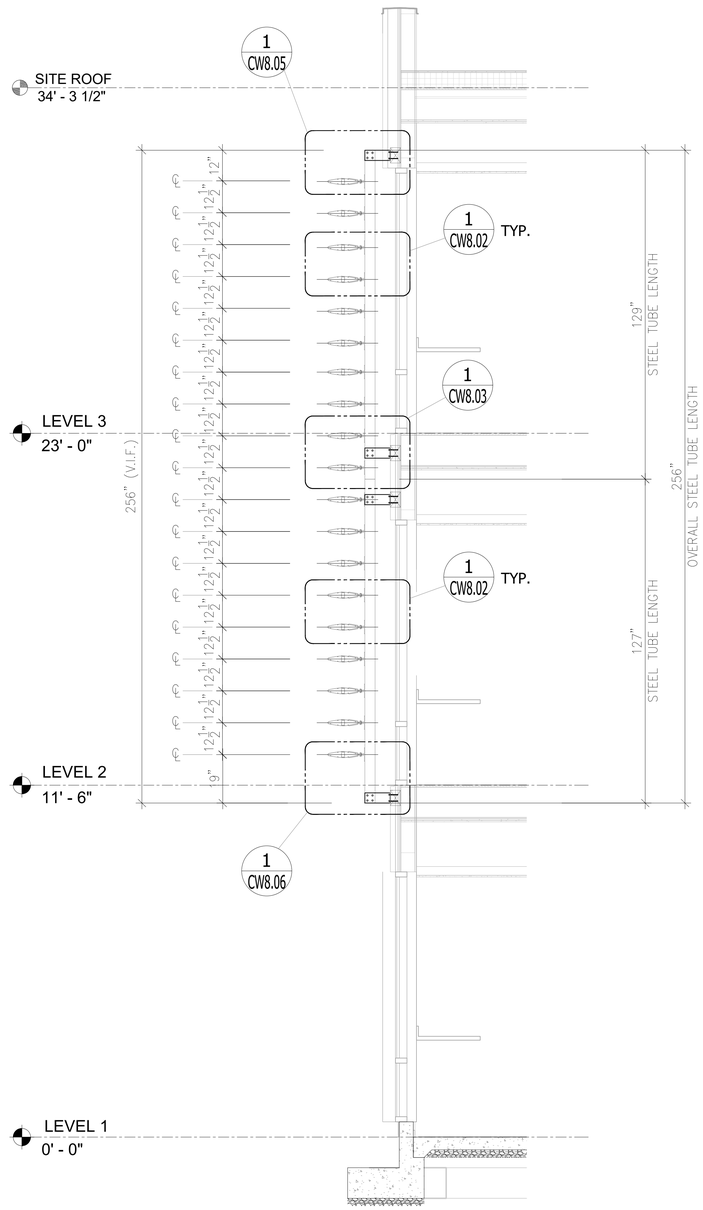

HBS-3 **SUNSHADE** ELEVATIONS
ARCADIA BLADE SHADE SYSTEM
Arch Ref: 4/A4.03
- QT'Y : 1 THUS

HBS-4 **SUNSHADE** ELEVATIONS
ARCADIA BLADE SHADE SYSTEM
Arch Ref: 1/A4.03
- QT'Y : 1 THUS

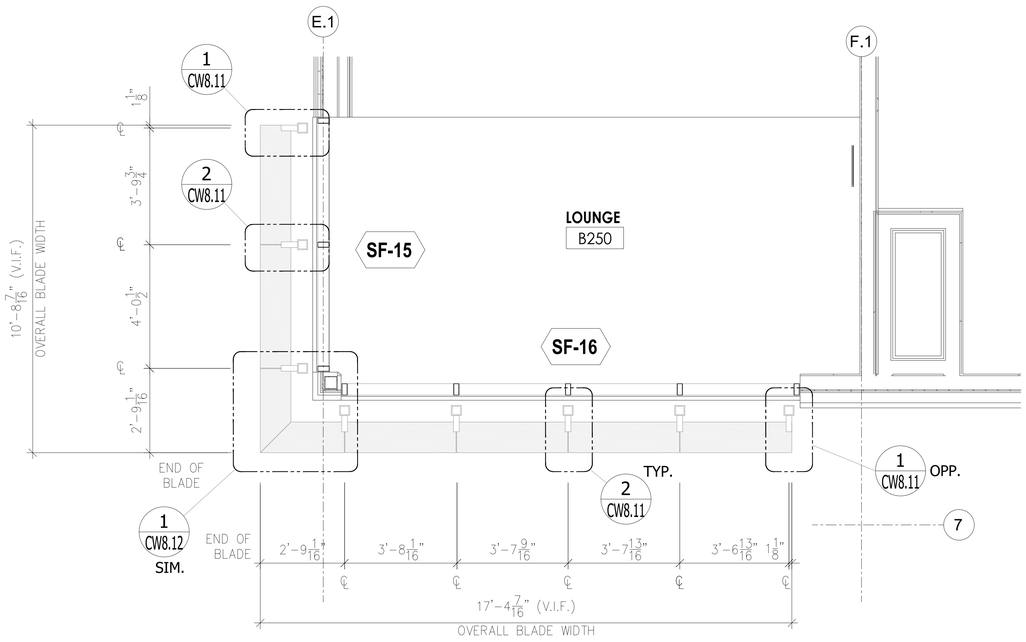

1 BLADE SUNSHADE PLAN VIEW
REF. ARCH. DWG. : A2.20~A2.30

2 BLADE SUNSHADE SECTION VIEW
REF. ARCH. DWG. : A5.10

DSA STAMP

IDENTIFICATION STAMP
DIV. OF THE STATE ARCHITECT
APP: 03-123205 INC: 02
REVIEWED FOR
SS ☑ FLS ☑ ACS ☑
DATE: 02/01/2024

HPI architecture
www.hpiarchitecture.com
115 22nd street
Newport Beach, CA
92663
o: 949.675.6442

SEAL

LICENSED ARCHITECT
AMMAR NAJI SARSAM
C-30902
12/31/2025
RENEWAL DATE
STATE OF CALIFORNIA

CONSULTANTS

arcadia
ARCADIA, INC.
2301 E. Vernon Ave., Vernon, CA 90058
Tel: (323) 269-7300, Fax: (323) 261-9927

REGISTERED PROFESSIONAL ENGINEER
SCOTT WALLACE
SE 3613
EXP. 6/30/25
STRUCTURAL
STATE OF CALIFORNIA

PROJECT TITLE
COMPTON COLLEGE
STUDENT HOUSING
INCREMENT 2 OF 2 - BUILDING & ASSOCIATED SITE WORK
1111 E. ARTESIA BLVD, COMPTON, CA 90221

Compton College

ISSUED		
#	DATE	DESCRIPTION
	10/19/2023	DSA BACK CHECK SUBMITTAL

PROJECT IDENTIFICATION

THE DRAWINGS IN THE SHEET INDEX WERE ORIGINALLY CREATED IN AUTODESK REVIT V. 2018 UNLESS OTHERWISE NOTED.

THE ORIGINAL SIZE OF THIS SHEET IS 30" X 42".

THESE DRAWINGS AND SPECIFICATIONS ARE THE PROPERTY AND COPYRIGHT OF THE ARCHITECT AND SHALL NOT BE USED ON ANY OTHER PROJECT OR LOCATIONS EXCEPT AS DESCRIBED ON THE DRAWINGS, WITHOUT WRITTEN AGREEMENT WITH THE ARCHITECT.

© HPI ARCHITECTURE 2022

SHEET TITLE

SUNSHADE ELEVATIONS & SECTIONS

SHEET NUMBER

CW4.03

CONSTRUCTION DOCUMENTS

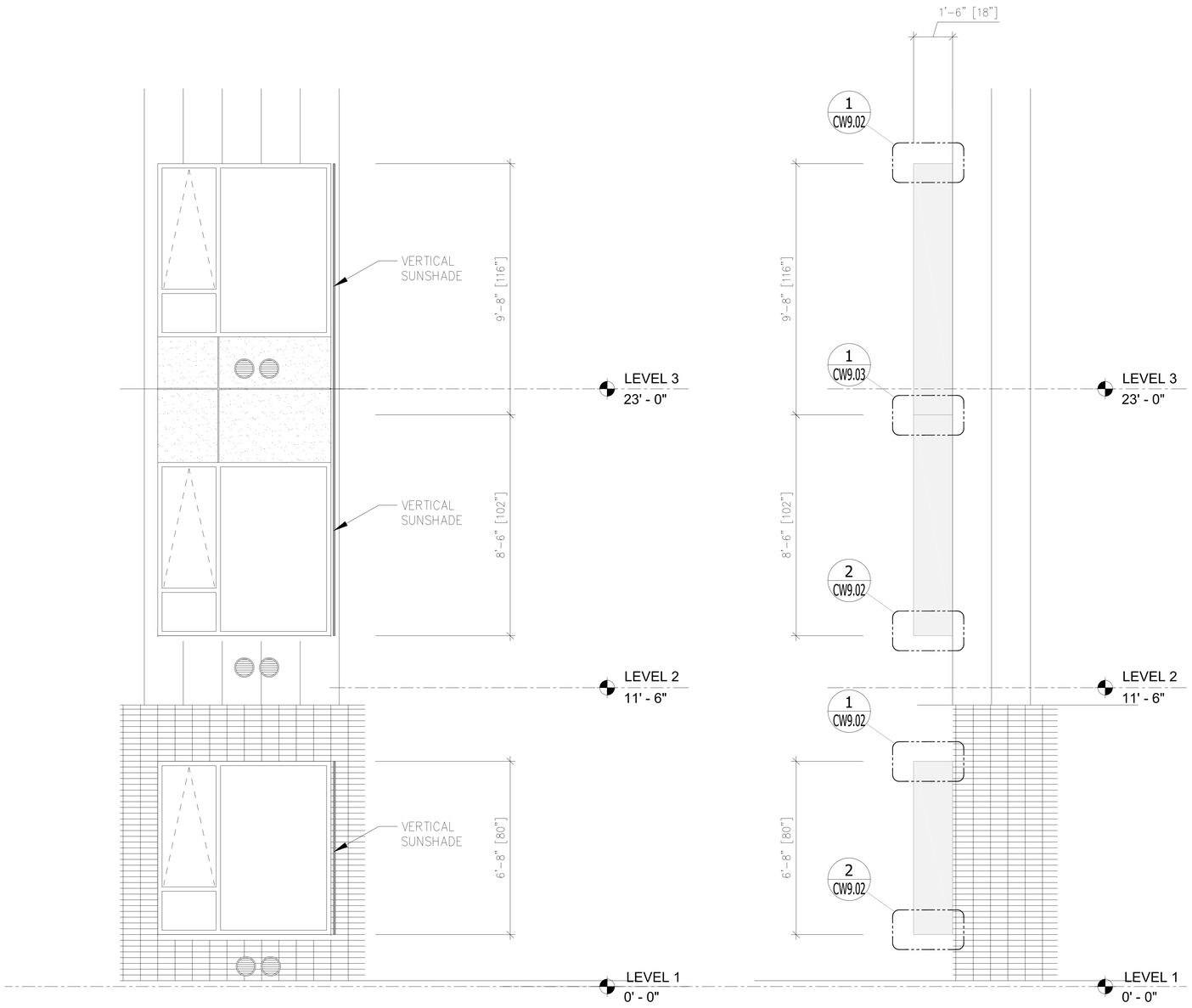

VS-3 **VERTICAL SUNSHADE** ELEVATIONS
ARCADIA SHADE SYSTEM
Arch Ref: A4.02
- QT'Y : 6 THUS

VS-2 **VERTICAL SUNSHADE** ELEVATIONS
ARCADIA SHADE SYSTEM
Arch Ref: A4.02
- QT'Y : 6 THUS

VS-1 **VERTICAL SUNSHADE** ELEVATIONS
ARCADIA SHADE SYSTEM
Arch Ref: A4.02
- QT'Y : 6 THUS

2 VERTICAL SUNSHADE SIDE VIEW
REF. ARCH. DWG. : A4.02

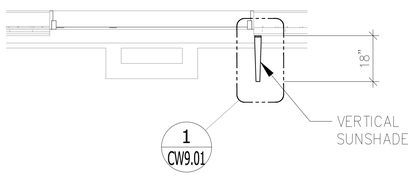

1 VERTICAL SUNSHADE PLAN VIEW
REF. ARCH. DWG. : A4.02

DSA STAMP

IDENTIFICATION STAMP
DIV. OF THE STATE ARCHITECT
APP: 03-123205 INC: 02
REVIEWED FOR
SS ☑ FLS ☑ ACS ☑
DATE: 02/01/2024

architecture
www.hpiarchitecture.com
115 22nd street
Newport Beach, CA
92663
o: 949.675.6442

SEAL

LICENSED ARCHITECT
AMMAR NAJI SARSAM
C-30902
12/31/2025
RENEWAL DATE
STATE OF CALIFORNIA

CONSULTANTS

arcadia
ARCADIA, INC.
2301 E. Vernon Ave., Vernon, CA 90058
Tel: (323) 269-7300, Fax: (323) 261-9927

REGISTERED PROFESSIONAL ENGINEER
SCOTT WALLACE
SE 3613
EXP. 6/30/25
STRUCTURAL
STATE OF CALIFORNIA

PROJECT TITLE
COMPTON COLLEGE
STUDENT HOUSING
INCREMENT 2 OF 2 - BUILDING & ASSOCIATED SITE WORK
1111 E. ARTESIA BLVD, COMPTON, CA 90221

Compton College

ISSUED		
#	DATE	DESCRIPTION
	10/19/2023	DSA BACK CHECK SUBMITTAL

PROJECT IDENTIFICATION

THE DRAWINGS IN THE SHEET INDEX WERE ORIGINALLY CREATED IN AUTODESK REVIT V. 2018 UNLESS OTHERWISE NOTED.

THE ORIGINAL SIZE OF THIS SHEET IS 30" X 42".

THESE DRAWINGS AND SPECIFICATIONS ARE THE PROPERTY AND COPYRIGHT OF THE ARCHITECT AND SHALL NOT BE USED ON ANY OTHER PROJECT OR LOCATIONS EXCEPT AS DESCRIBED ON THE DRAWINGS, WITHOUT WRITTEN AGREEMENT WITH THE ARCHITECT.

© HPI ARCHITECTURE 2022

SHEET TITLE

SUNSHADE ELEVATIONS & SECTIONS

SHEET NUMBER

CW4.04

CONSTRUCTION DOCUMENTS

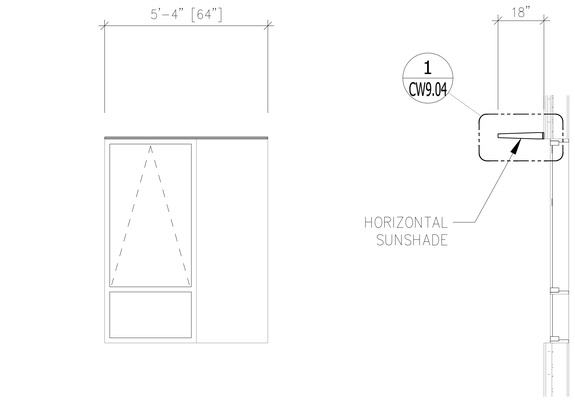

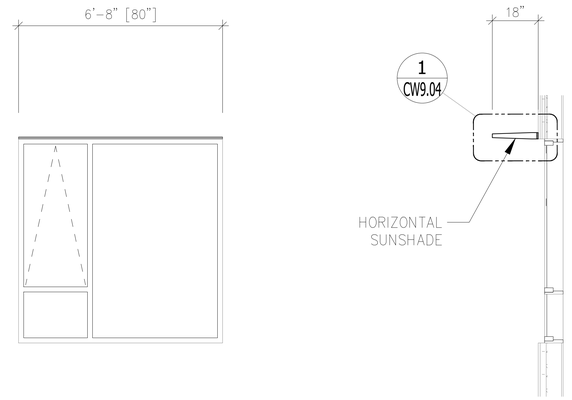

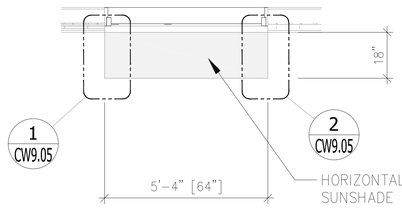

HS-1 **HORIZONTAL SUNSHADE** ELEVATIONS
ARCADIA SHADE SYSTEM

Arch Ref: 1/A4.01

- QT'Y : 24 THUS

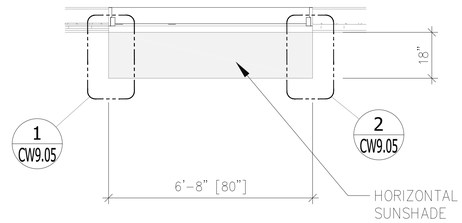

HS-2 **HORIZONTAL SUNSHADE** ELEVATIONS
ARCADIA SHADE SYSTEM

Arch Ref: A2.10~A2.30

- QT'Y : 33 THUS

DSA STAMP

IDENTIFICATION STAMP
DIV. OF THE STATE ARCHITECT
APP: 03-123205 INC: 02
REVIEWED FOR
SS ☑ FLS ☑ ACS ☑
DATE: 02/01/2024

architecture
www.hpiarchitecture.com
115 22nd street
Newport Beach, CA
92663
o: 949.675.6442

SEAL

LICENSED ARCHITECT
AMMAR NAJI SARSAM
C-30902
12/31/2025
RENEWAL DATE
STATE OF CALIFORNIA

CONSULTANTS

arcadia
ARCADIA, INC.
2301 E. Vernon Ave., Vernon, CA 90058
Tel: (323) 269-7300, Fax: (323) 261-9927

REGISTERED PROFESSIONAL ENGINEER
SCOTT WALLACE
SE 3613
EXP. 6/30/25
STRUCTURAL
STATE OF CALIFORNIA

PROJECT TITLE

COMPTON COLLEGE
STUDENT HOUSING

INCREMENT 2 OF 2 - BUILDING & ASSOCIATED SITE WORK

1111 E. ARTESIA BLVD, COMPTON, CA 90221

Compton College

ISSUED

#	DATE	DESCRIPTION
	10/19/2023	DSA BACK CHECK SUBMITTAL

PROJECT IDENTIFICATION

THE DRAWINGS IN THE SHEET INDEX WERE ORIGINALLY CREATED IN AUTODESK REVIT V. 2018 UNLESS OTHERWISE NOTED.

THE ORIGINAL SIZE OF THIS SHEET IS 30" X 42".

THESE DRAWINGS AND SPECIFICATIONS ARE THE PROPERTY AND COPYRIGHT OF THE ARCHITECT AND SHALL NOT BE USED ON ANY OTHER PROJECT OR LOCATIONS EXCEPT AS DESCRIBED ON THE DRAWINGS, WITHOUT WRITTEN AGREEMENT WITH THE ARCHITECT.

© HPI ARCHITECTURE 2022

SHEET TITLE

SUNSHADE ELEVATIONS & SECTIONS

SHEET NUMBER

CW4.05

CONSTRUCTION DOCUMENTS

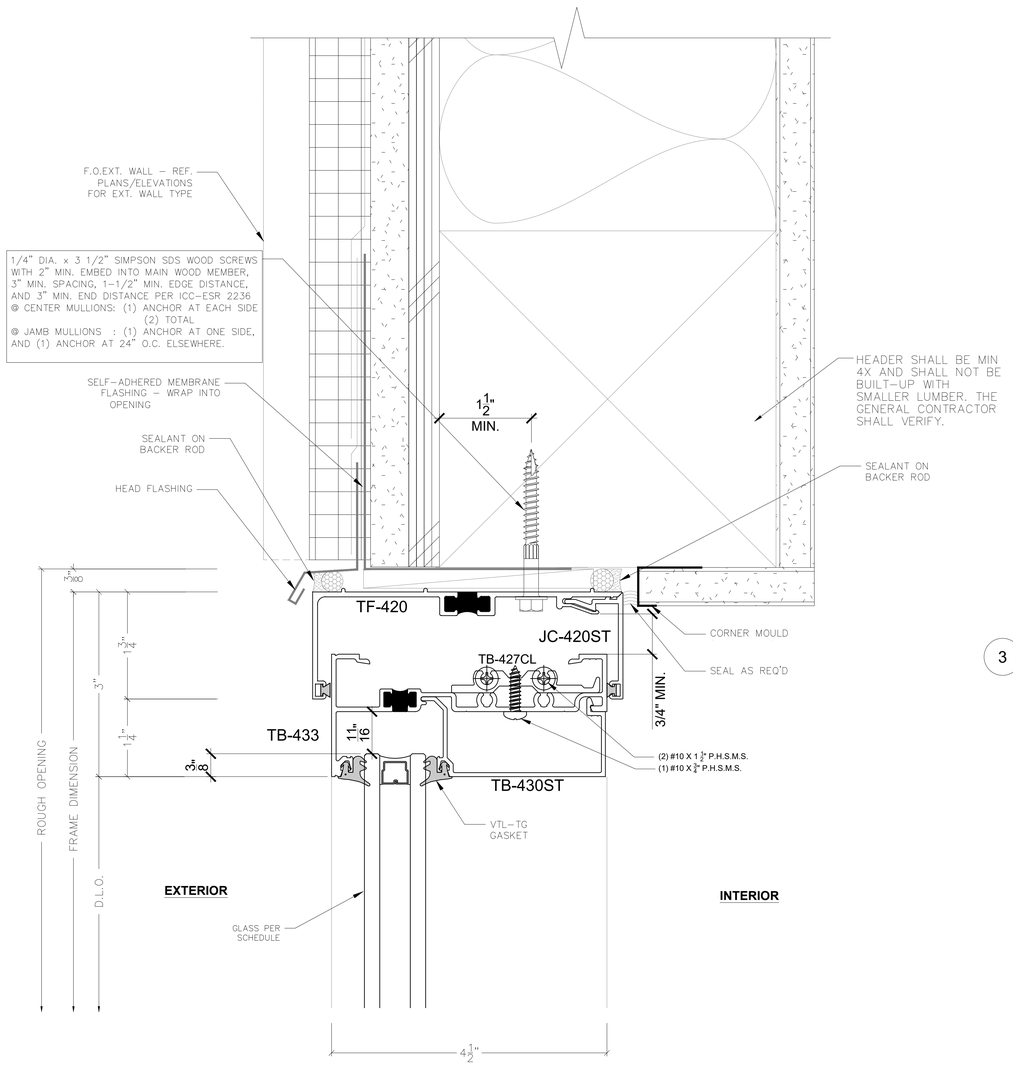

1 AFG451 (2" X 4-1/2") EXT. S/F HEAD

Arch Ref: 4/A8.51
Shop Ref: CW2.01~CW2.07

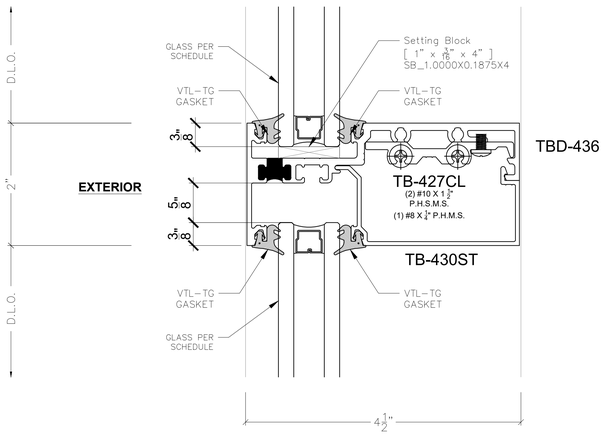

2 AFG451 (2" X 4-1/2") EXT. S/F HORIZONTAL MULLION

Arch Ref: 2/A8.51
Shop Ref: CW2.01~CW2.07
~

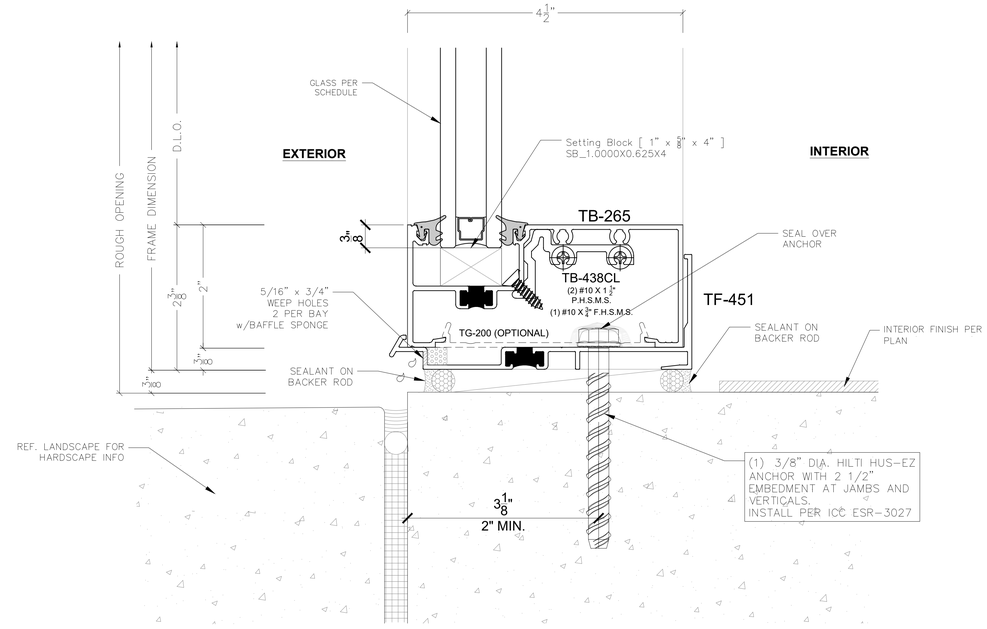

3 AFG451 (2" X 4-1/2") EXT. S/F SILL

Arch Ref: ~
Shop Ref: CW2.01~CW2.07

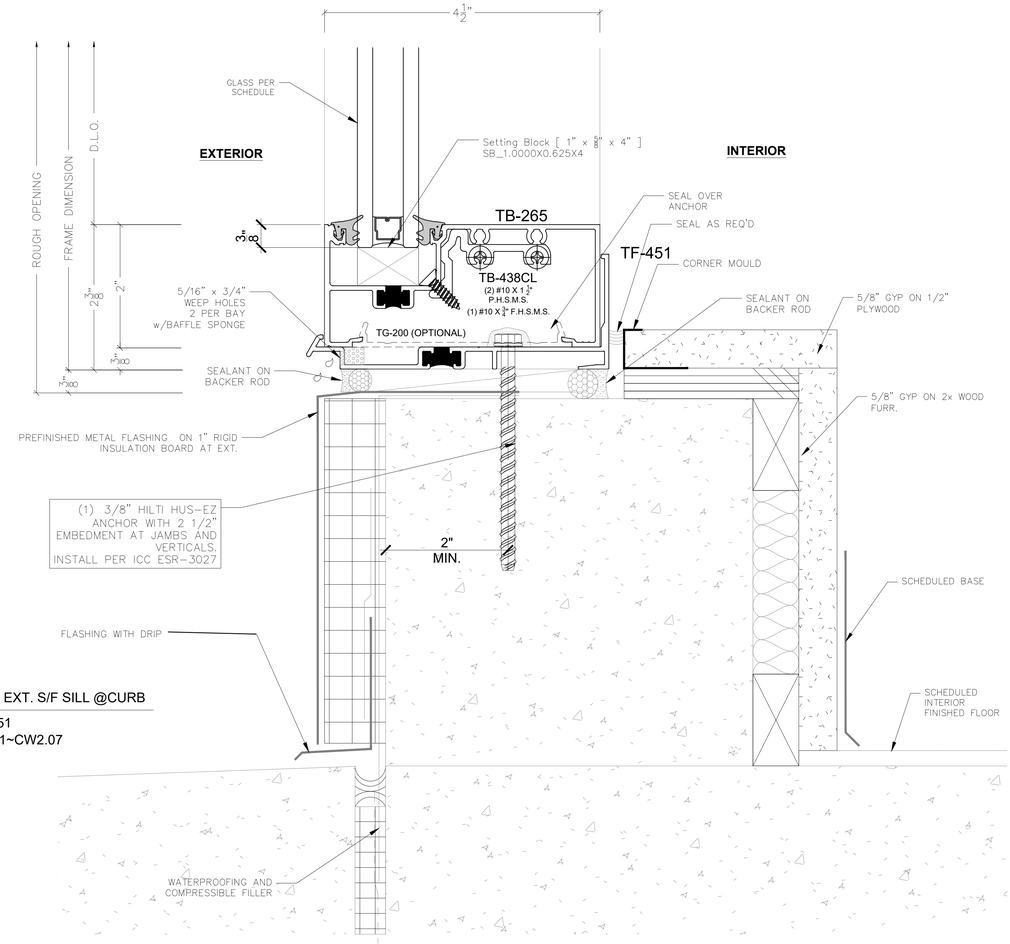

4 AFG451 (2" X 4-1/2") EXT. S/F SILL @CURB

Arch Ref: 12/A8.51
Shop Ref: CW2.01~CW2.07

DSA STAMP

IDENTIFICATION STAMP
DIV. OF THE STATE ARCHITECT
APP: 03-123205 INC: 02
REVIEWED FOR
SS ☑ FLS ☑ ACS ☑
DATE: 02/01/2024

architecture
www.hpiarchitecture.com
115 22nd street
Newport Beach, CA
92663
o: 949.675.6442

SEAL

LICENSED ARCHITECT
AMMAR NAJI SARSAM
C-30902
12/31/2025
RENEWAL DATE
STATE OF CALIFORNIA

CONSULTANTS

arcadia
ARCADIA, INC.
2301 E. Vernon Ave., Vernon, CA 90058
Tel: (323) 269-7300, Fax: (323) 261-9927

REGISTERED PROFESSIONAL ENGINEER
SCOTT WALLACE
SE 3613
EXP. 6/30/25
STRUCTURAL
STATE OF CALIFORNIA

PROJECT TITLE

COMPTON COLLEGE STUDENT HOUSING

INCREMENT 2 OF 2 - BUILDING & ASSOCIATED SITE WORK

1111 E. ARTESIA BLVD, COMPTON, CA 90221

Compton College

ISSUED

#	DATE	DESCRIPTION
	10/19/2023	DSA BACK CHECK SUBMITTAL

PROJECT IDENTIFICATION

THE DRAWINGS IN THE SHEET INDEX WERE ORIGINALLY CREATED IN AUTODESK REVIT V. 2018 UNLESS OTHERWISE NOTED.

THE ORIGINAL SIZE OF THIS SHEET IS 30" X 42".

THESE DRAWINGS AND SPECIFICATIONS ARE THE PROPERTY AND COPYRIGHT OF THE ARCHITECT AND SHALL NOT BE USED ON ANY OTHER PROJECT OR LOCATIONS EXCEPT AS DESCRIBED ON THE DRAWINGS, WITHOUT WRITTEN AGREEMENT WITH THE ARCHITECT.

© HPI ARCHITECTURE 2022

SHEET TITLE

EXTERIOR S/F DETAILS
(AFG451T)
HORZ. MEMBERS

SHEET NUMBER

CW5.01

CONSTRUCTION DOCUMENTS

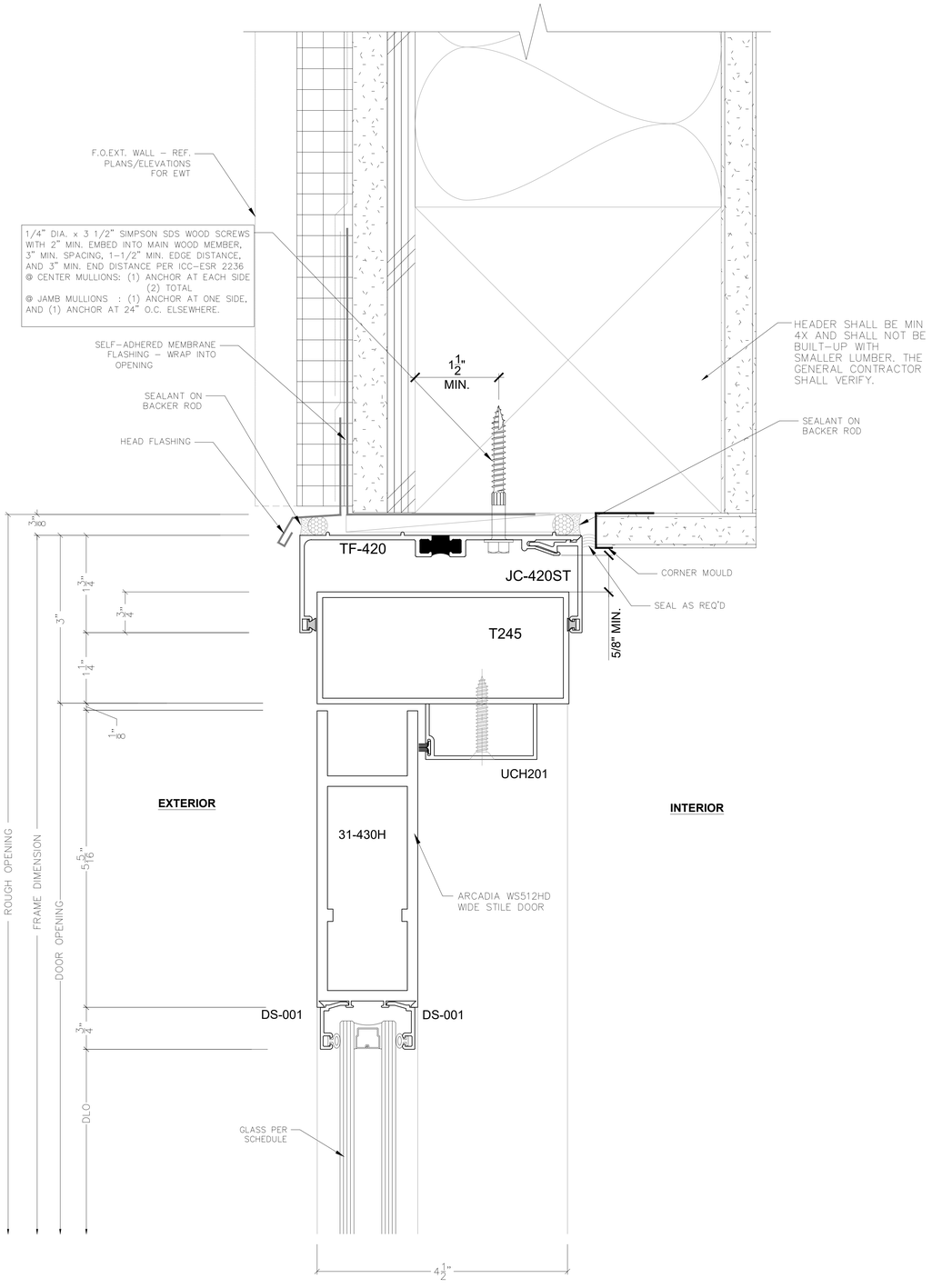

1 AFG451 (2" X 4-1/2") EXT. S/F DOOR DETAIL - HEAD

Arch Ref: 3/A8.51
Shop Ref: CW2.01~CW2.07

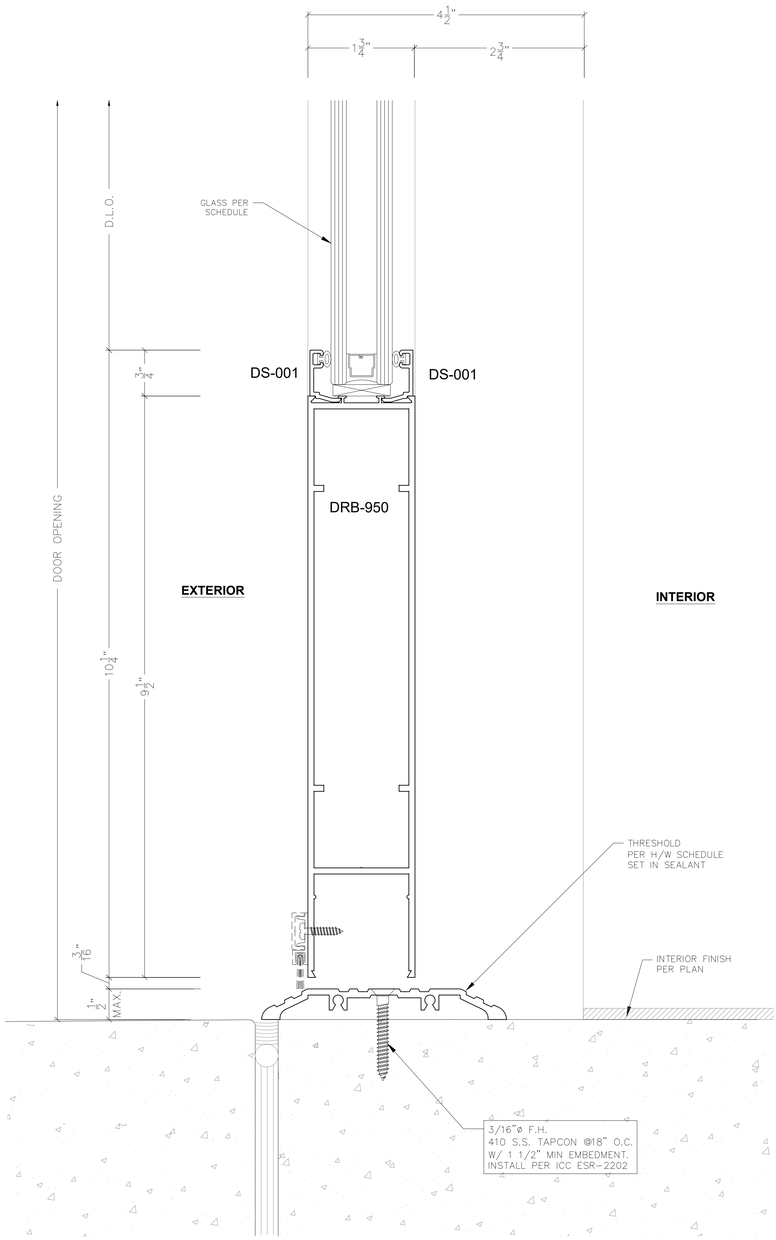

2 AFG451 (2" X 4-1/2") EXT. S/F DOOR BOTTOM

Arch Ref: 11/A8.51
Shop Ref: CW2.01~CW2.07

DSA STAMP

IDENTIFICATION STAMP
DIV. OF THE STATE ARCHITECT
APP: 03-123205 INC: 02
REVIEWED FOR
SS ☑ FLS ☑ ACS ☑
DATE: 02/01/2024

architecture
www.hpiarchitecture.com
115 22nd street
Newport Beach, CA
92663
o: 949.675.6442

SEAL

LICENSED ARCHITECT
AMMAR NAJI SARSAM
C-30902
12/31/2025
RENEWAL DATE
STATE OF CALIFORNIA

CONSULTANTS

arcadia
ARCADIA, INC.
2301 E. Vernon Ave., Vernon, CA 90058
Tel: (323) 269-7300, Fax: (323) 261-9927

REGISTERED PROFESSIONAL ENGINEER
SCOTT WALLACE
SE 3613
EXP. 6/30/25
STRUCTURAL
STATE OF CALIFORNIA

PROJECT TITLE

COMPTON COLLEGE
STUDENT HOUSING

INCREMENT 2 OF 2 - BUILDING & ASSOCIATED SITE WORK

1111 E. ARTESIA BLVD, COMPTON, CA 90221

Compton College

ISSUED

#	DATE	DESCRIPTION
	10/19/2023	DSA BACK CHECK SUBMITTAL

PROJECT IDENTIFICATION

THE DRAWINGS IN THE SHEET INDEX WERE ORIGINALLY CREATED IN AUTODESK REVIT V. 2018 UNLESS OTHERWISE NOTED.

THE ORIGINAL SIZE OF THIS SHEET IS 30" X 42".

THESE DRAWINGS AND SPECIFICATIONS ARE THE PROPERTY AND COPYRIGHT OF THE ARCHITECT AND SHALL NOT BE USED ON ANY OTHER PROJECT OR LOCATIONS EXCEPT AS DESCRIBED ON THE DRAWINGS, WITHOUT WRITTEN AGREEMENT WITH THE ARCHITECT.

© HPI ARCHITECTURE 2022

SHEET TITLE

EXTERIOR S/F DETAILS
(AFG451T)
HORZ. MEMBERS

SHEET NUMBER

CW5.02

CONSTRUCTION DOCUMENTS

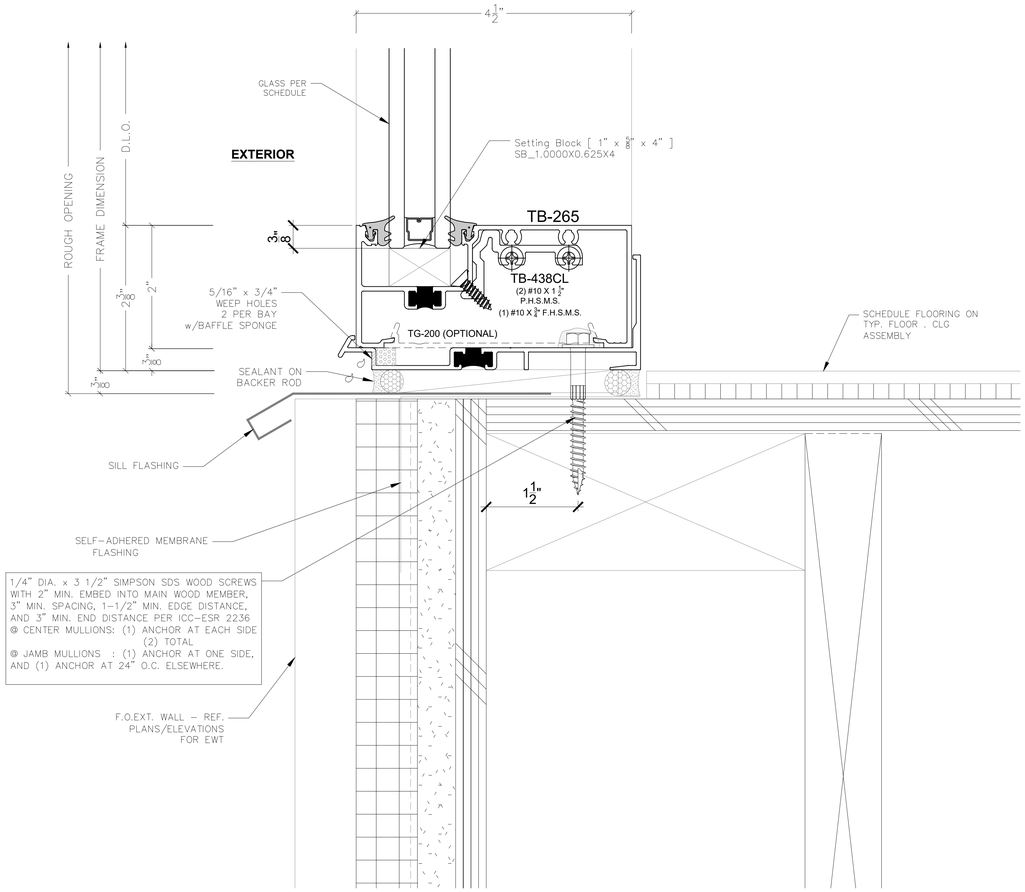

1 AFG451 (2" X 4-1/2") EXT. S/F SILL

Arch Ref: 12/A8.51
Shop Ref: CW2.01~CW2.07

DSA STAMP

IDENTIFICATION STAMP
DIV. OF THE STATE ARCHITECT
APP: 03-123205 INC: 02
REVIEWED FOR
SS ☑ FLS ☑ ACS ☑
DATE: 02/01/2024

hpi architecture
www.hpiarchitecture.com
115 22nd street
Newport Beach, CA
92663
o: 949.675.6442

SEAL

LICENSED ARCHITECT
AMMAR NAJI SARSAM
C-30902
12/31/2025
RENEWAL DATE
STATE OF CALIFORNIA

CONSULTANTS

arcadia
ARCADIA, INC.
2301 E. Vernon Ave., Vernon, CA 90058
Tel: (323) 269-7300, Fax: (323) 261-9927

REGISTERED PROFESSIONAL ENGINEER
SCOTT WALLACE
SE 3613
EXP. 6/30/25
STRUCTURAL
STATE OF CALIFORNIA

PROJECT TITLE

COMPTON COLLEGE
STUDENT HOUSING

INCREMENT 2 OF 2 - BUILDING & ASSOCIATED SITE WORK

1111 E. ARTESIA BLVD, COMPTON, CA 90221

Compton College

ISSUED		
#	DATE	DESCRIPTION
	10/19/2023	DSA BACK CHECK SUBMITTAL

PROJECT IDENTIFICATION

THE DRAWINGS IN THE SHEET INDEX WERE ORIGINALLY CREATED IN AUTODESK REVIT V. 2018 UNLESS OTHERWISE NOTED.

THE ORIGINAL SIZE OF THIS SHEET IS 30" X 42".

THESE DRAWINGS AND SPECIFICATIONS ARE THE PROPERTY AND COPYRIGHT OF THE ARCHITECT AND SHALL NOT BE USED ON ANY OTHER PROJECT OR LOCATIONS EXCEPT AS DESCRIBED ON THE DRAWINGS, WITHOUT WRITTEN AGREEMENT WITH THE ARCHITECT.

© HPI ARCHITECTURE 2022

SHEET TITLE

EXTERIOR S/F DETAILS
(AFG451T)
HORZ. MEMBERS

SHEET NUMBER

CW5.03

CONSTRUCTION DOCUMENTS

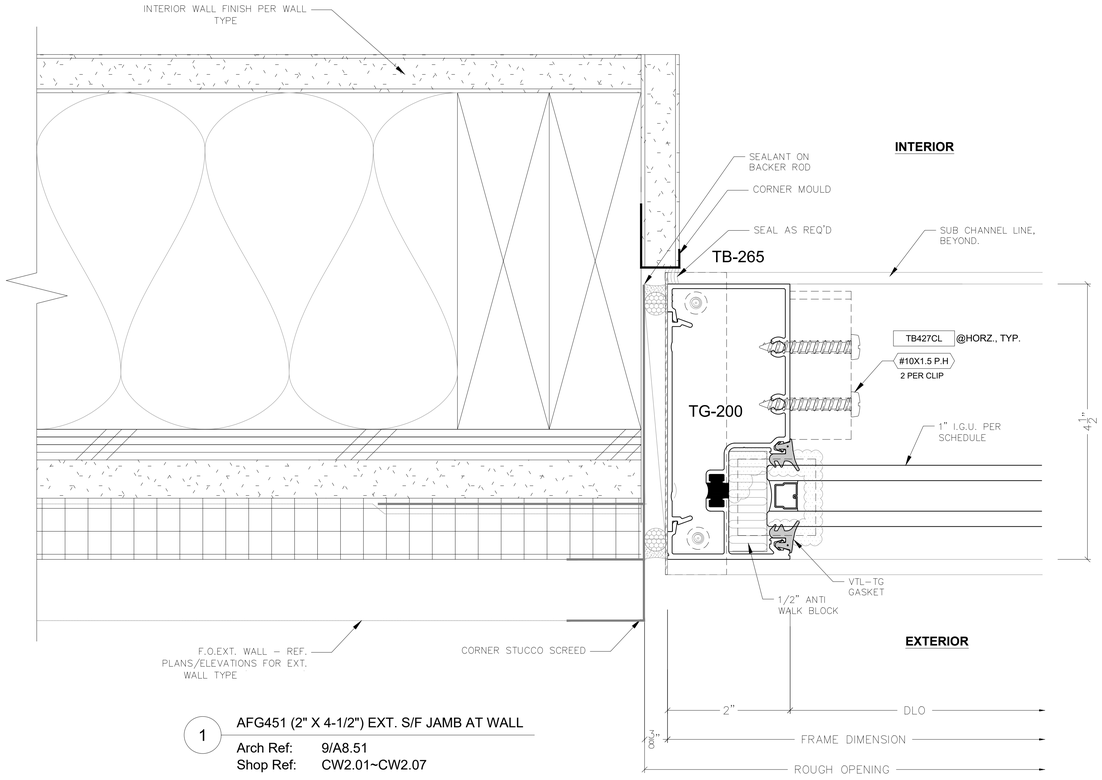

1 AFG451 (2" X 4-1/2") EXT. S/F JAMB AT WALL

Arch Ref: 9/A8.51
Shop Ref: CW2.01~CW2.07

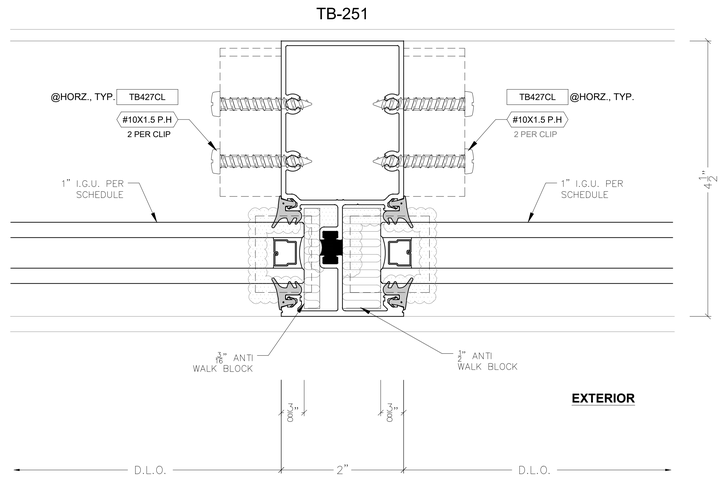

2 AFG451 (2" X 4-1/2") EXT. S/F VERTICAL MULLION

Arch Ref: 1/A8.51
Shop Ref: CW2.01~CW2.07

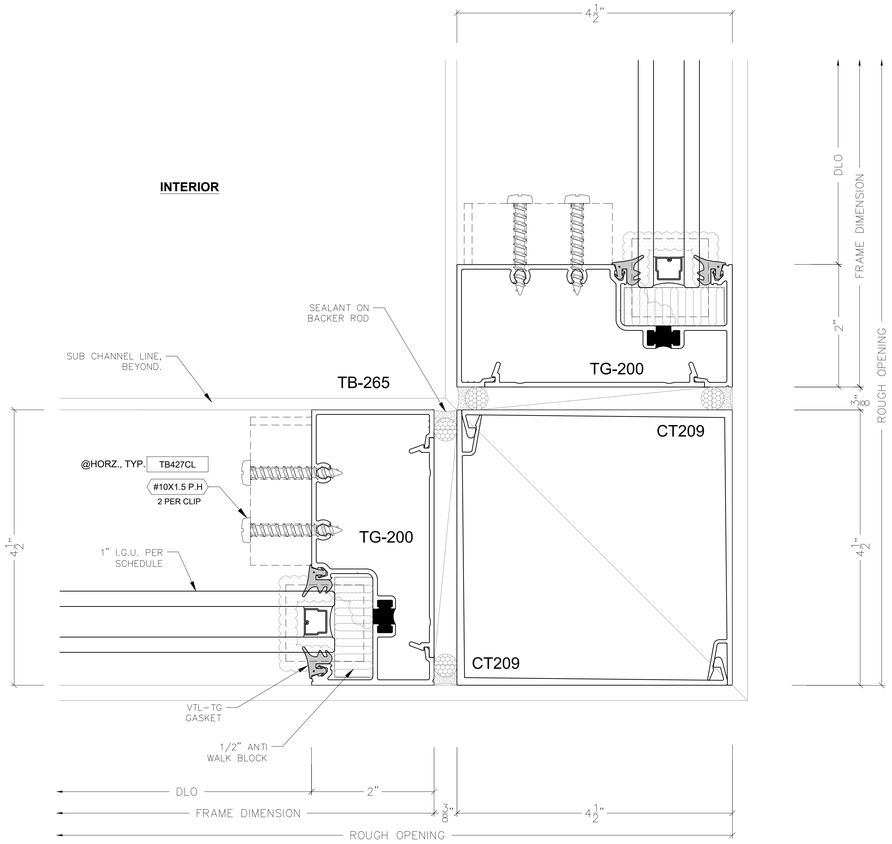

3 AFG451 (2" X 4-1/2") EXT. S/F - CORNER POST

Arch Ref: 7/A8.51
Shop Ref: CW2.01

DSA STAMP

IDENTIFICATION STAMP
DIV. OF THE STATE ARCHITECT
APP: 03-123205 INC: 02
REVIEWED FOR
SS ☑ FLS ☑ ACS ☑
DATE: 02/01/2024

architecture
www.hpiarchitecture.com
115 22nd street
Newport Beach, CA
92663
o: 949.675.6442

SEAL

LICENSED ARCHITECT
AMMAR NAJI SARSAM
C-30902
12/31/2025
RENEWAL DATE
STATE OF CALIFORNIA

CONSULTANTS

arcadia
ARCADIA, INC.
2301 E. Vernon Ave., Vernon, CA 90058
Tel: (323) 269-7300, Fax: (323) 261-9927

REGISTERED PROFESSIONAL ENGINEER
SCOTT WALLACE
SE 3613
EXP. 6/30/25
STRUCTURAL
STATE OF CALIFORNIA

PROJECT TITLE

COMPTON COLLEGE
STUDENT HOUSING

INCREMENT 2 OF 2 - BUILDING & ASSOCIATED SITE WORK

1111 E. ARTESIA BLVD, COMPTON, CA 90221

Compton College

ISSUED

#	DATE	DESCRIPTION
	10/19/2023	DSA BACK CHECK SUBMITTAL

PROJECT IDENTIFICATION

THE DRAWINGS IN THE SHEET INDEX WERE ORIGINALLY CREATED IN AUTODESK REVIT V. 2018 UNLESS OTHERWISE NOTED.

THE ORIGINAL SIZE OF THIS SHEET IS 30" X 42".

THESE DRAWINGS AND SPECIFICATIONS ARE THE PROPERTY AND COPYRIGHT OF THE ARCHITECT AND SHALL NOT BE USED ON ANY OTHER PROJECT OR LOCATIONS EXCEPT AS DESCRIBED ON THE DRAWINGS, WITHOUT WRITTEN AGREEMENT WITH THE ARCHITECT.

© HPI ARCHITECTURE 2022

SHEET TITLE

EXTERIOR S/F DETAILS
(AFG451T)
VERT. MEMBERS

SHEET NUMBER

CW6.01

CONSTRUCTION DOCUMENTS

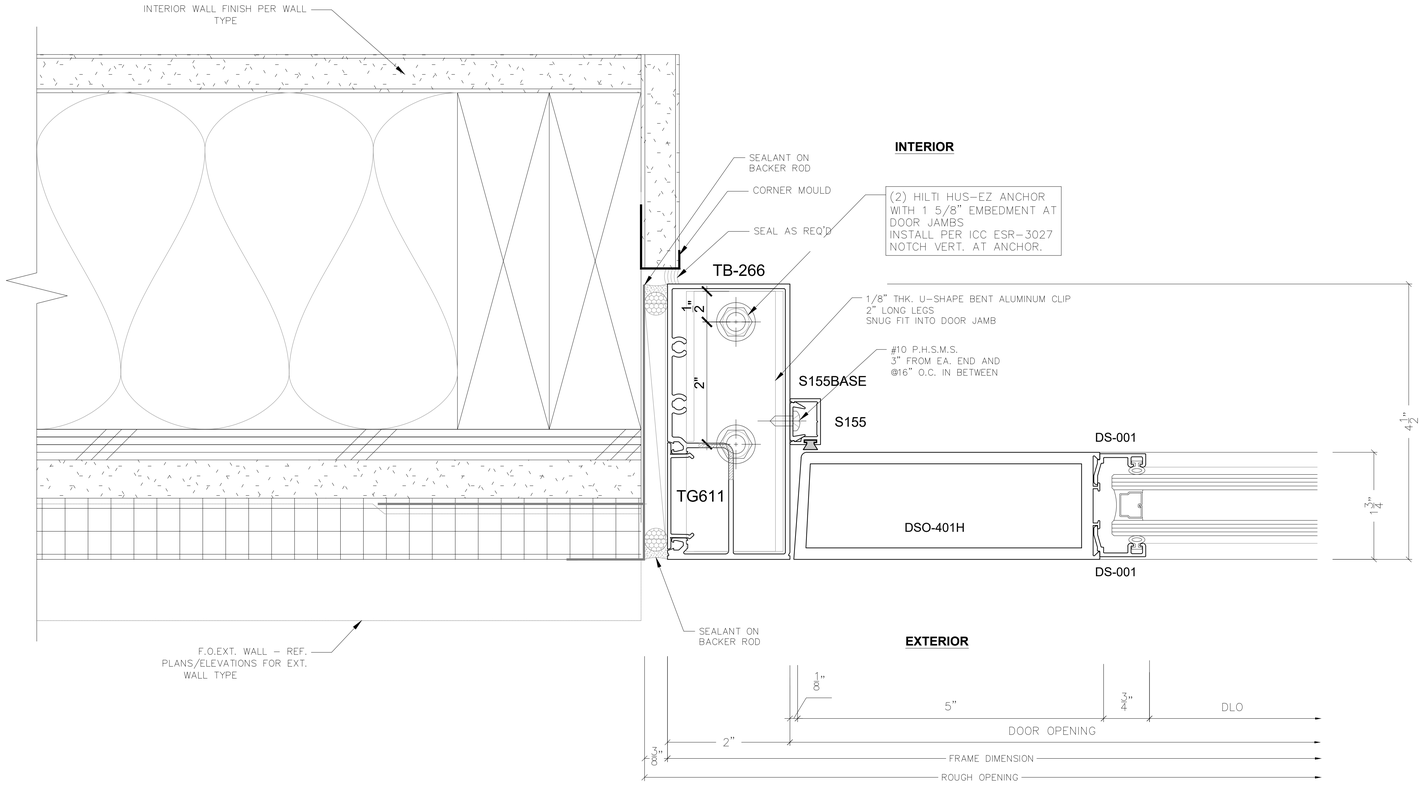

1 AFG451 (2" X 4-1/2") EXT. S/F DOOR JAMB AT WALL

Arch Ref: 9/A8.51
Shop Ref: CW2.01~CW2.07

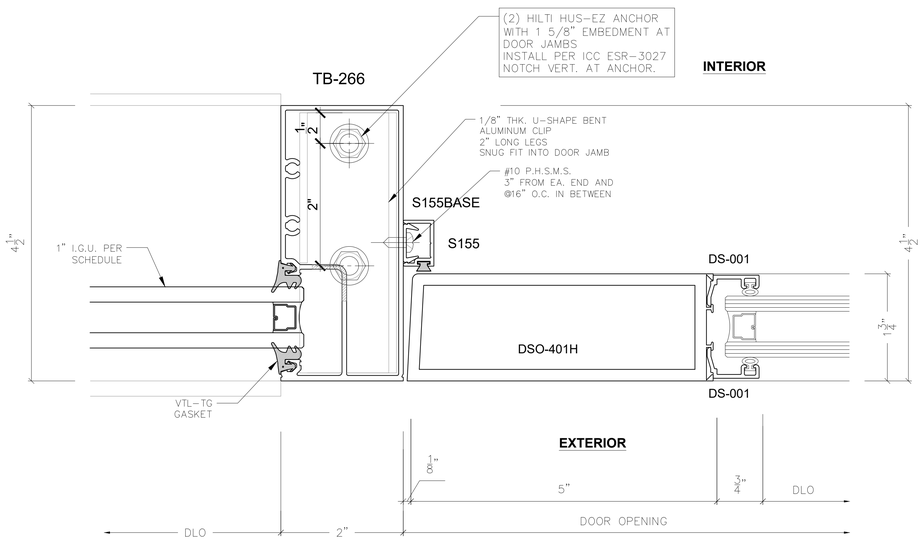

2 AFG451 (2" X 4-1/2") EXT. S/F DOOR JAMB AT SIDELITE

Arch Ref: 8/A8.51
Shop Ref: CW2.01~CW2.07

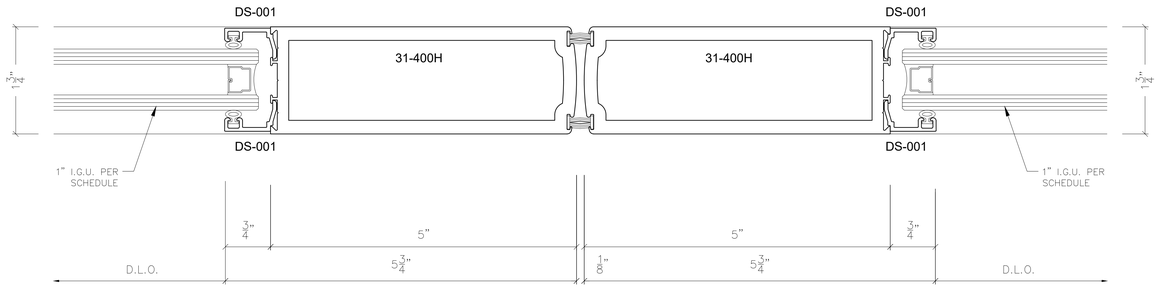

3 AFG451 (2" X 4-1/2") EXT. S/F DOOR JAMB MEETING STILE

Arch Ref: ~
Shop Ref: CW2.01~CW2.07

DSA STAMP

IDENTIFICATION STAMP
DIV. OF THE STATE ARCHITECT
APP: 03-123205 INC: 02
REVIEWED FOR
SS ☑ FLS ☑ ACS ☑
DATE: 02/01/2024

HPI architecture
www.hpiarchitecture.com
115 22nd street
Newport Beach, CA
92663
o: 949.675.6442

SEAL

LICENSED ARCHITECT
AMMAR NAJI SARSAM
C-30902
12/31/2025
RENEWAL DATE
STATE OF CALIFORNIA

CONSULTANTS

arcadia
ARCADIA, INC.
2301 E. Vernon Ave., Vernon, CA 90058
Tel: (323) 269-7300, Fax: (323) 261-9927

REGISTERED PROFESSIONAL ENGINEER
SCOTT WALLACE
SE 3613
EXP. 6/30/25
STRUCTURAL
STATE OF CALIFORNIA

PROJECT TITLE

COMPTON COLLEGE
STUDENT HOUSING

INCREMENT 2 OF 2 - BUILDING & ASSOCIATED SITE WORK

1111 E. ARTESIA BLVD, COMPTON, CA 90221

Compton College

ISSUED		
#	DATE	DESCRIPTION
	10/19/2023	DSA BACK CHECK SUBMITTAL

PROJECT IDENTIFICATION

THE DRAWINGS IN THE SHEET INDEX WERE ORIGINALLY CREATED IN AUTODESK REVIT V. 2018 UNLESS OTHERWISE NOTED.

THE ORIGINAL SIZE OF THIS SHEET IS 30" X 42".

THESE DRAWINGS AND SPECIFICATIONS ARE THE PROPERTY AND COPYRIGHT OF THE ARCHITECT AND SHALL NOT BE USED ON ANY OTHER PROJECT OR LOCATIONS EXCEPT AS DESCRIBED ON THE DRAWINGS, WITHOUT WRITTEN AGREEMENT WITH THE ARCHITECT.

© HPI ARCHITECTURE 2022

SHEET TITLE

EXTERIOR S/F DETAILS
(AFG451T)
VERT. MEMBERS

SHEET NUMBER

CW6.02

CONSTRUCTION DOCUMENTS

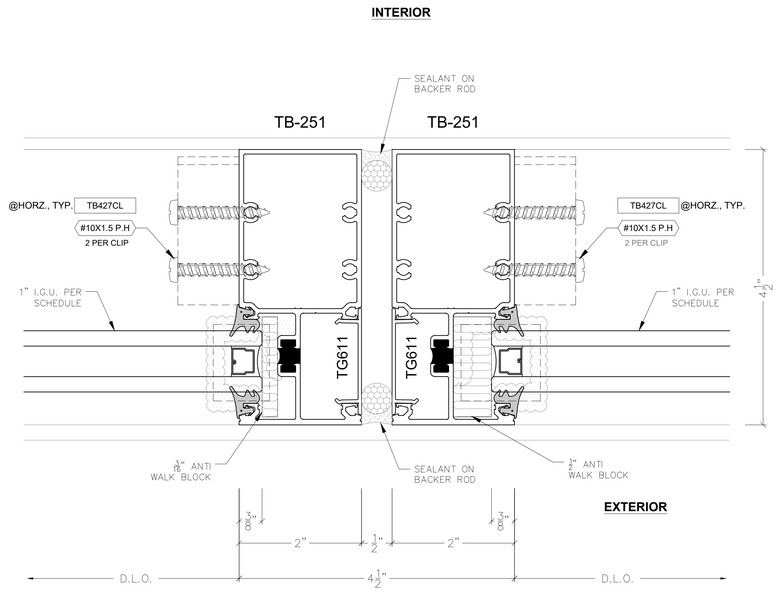

1 AFG451 (2" X 4-1/2") EXT. S/F 4-1/2" MULLION WIDTH

Arch Ref: 6/A8.51
Shop Ref: CW2.03

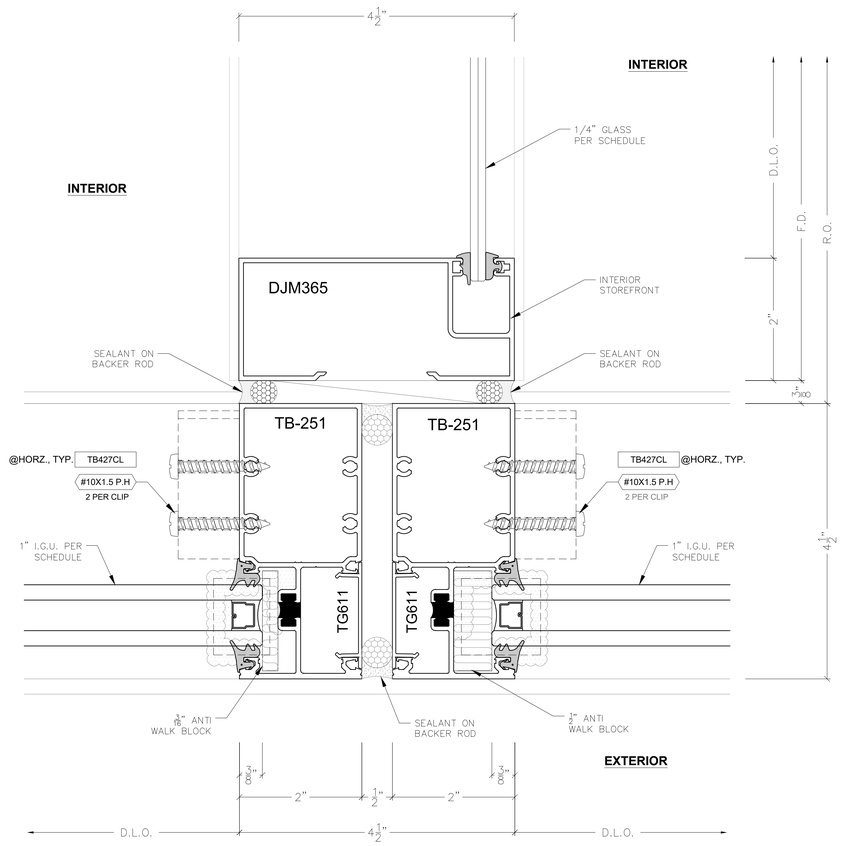

2 AFG451 (2" X 4-1/2") EXT. S/F 4-1/2" MULLION w/INT. S/F

Arch Ref: 6/A8.51
Shop Ref: CW2.03

DSA STAMP

IDENTIFICATION STAMP
DIV. OF THE STATE ARCHITECT
APP: 03-123205 INC: 02
REVIEWED FOR
SS ☑ FLS ☑ ACS ☑
DATE: 02/01/2024

architecture
www.hpiarchitecture.com
115 22nd street
Newport Beach, CA
92663
o: 949.675.6442

SEAL

LICENSED ARCHITECT
AMMAR NAJI SARSAM
C-30902
12/31/2025
RENEWAL DATE
STATE OF CALIFORNIA

CONSULTANTS

arcadia
ARCADIA, INC.
2301 E. Vernon Ave., Vernon, CA 90058
Tel: (323) 269-7300, Fax: (323) 261-9927

REGISTERED PROFESSIONAL ENGINEER
SCOTT WALLACE
SE 3613
EXP. 6/30/25
STRUCTURAL
STATE OF CALIFORNIA

PROJECT TITLE

COMPTON COLLEGE
STUDENT HOUSING

INCREMENT 2 OF 2 - BUILDING & ASSOCIATED SITE WORK

1111 E. ARTESIA BLVD, COMPTON, CA 90221

Compton College

ISSUED		
#	DATE	DESCRIPTION
	10/19/2023	DSA BACK CHECK SUBMITTAL

PROJECT IDENTIFICATION

THE DRAWINGS IN THE SHEET INDEX WERE ORIGINALLY CREATED IN AUTODESK REVIT V. 2018 UNLESS OTHERWISE NOTED.

THE ORIGINAL SIZE OF THIS SHEET IS 30" X 42".

THESE DRAWINGS AND SPECIFICATIONS ARE THE PROPERTY AND COPYRIGHT OF THE ARCHITECT AND SHALL NOT BE USED ON ANY OTHER PROJECT OR LOCATION EXCEPT AS DESCRIBED ON THE DRAWINGS, WITHOUT WRITTEN AGREEMENT WITH THE ARCHITECT.

© HPI ARCHITECTURE 2022

SHEET TITLE

EXTERIOR S/F DETAILS
(AFG451T)
VERT. MEMBERS

SHEET NUMBER

CW6.03

CONSTRUCTION DOCUMENTS

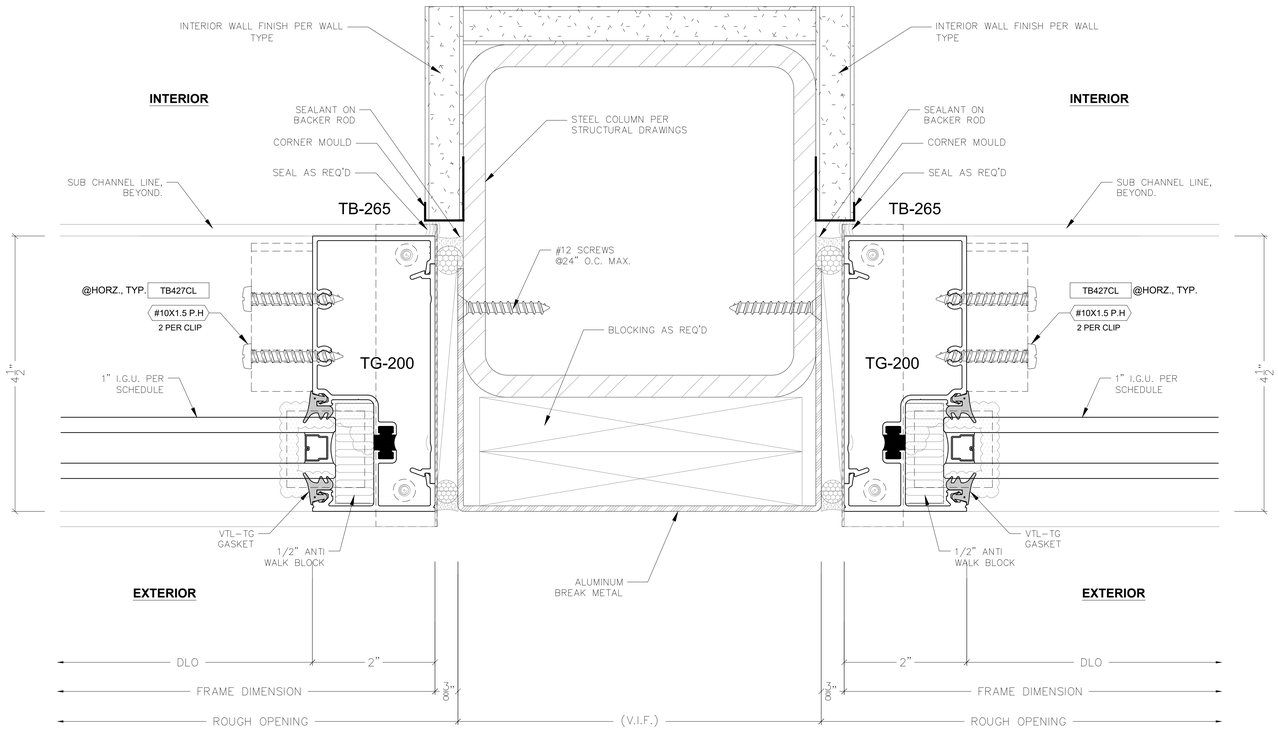

1 AFG451 (2" X 4-1/2") EXT. S/F JAMB AT COLUMN

Arch Ref: ~
Shop Ref: CW2.05

DSA STAMP

IDENTIFICATION STAMP
DIV. OF THE STATE ARCHITECT
APP: 03-123205 INC: 02
REVIEWED FOR
SS ☑ FLS ☑ ACS ☑
DATE: 02/01/2024

hpi architecture
www.hpiarchitecture.com
115 22nd street
Newport Beach, CA
92663
o: 949.675.6442

SEAL

LICENSED ARCHITECT
AMMAR NAJI SARSAM
C-30902
12/31/2025
RENEWAL DATE
STATE OF CALIFORNIA

CONSULTANTS

arcadia
ARCADIA, INC.
2301 E. Vernon Ave., Vernon, CA 90058
Tel: (323) 269-7300, Fax: (323) 261-9927

REGISTERED PROFESSIONAL ENGINEER
SCOTT WALLACE
SE 3613
EXP. 6/30/25
STRUCTURAL
STATE OF CALIFORNIA

PROJECT TITLE

COMPTON COLLEGE
STUDENT HOUSING

INCREMENT 2 OF 2 - BUILDING & ASSOCIATED SITE WORK

1111 E. ARTESIA BLVD, COMPTON, CA 90221

Compton College

ISSUED		
#	DATE	DESCRIPTION
	10/19/2023	DSA BACK CHECK SUBMITTAL

PROJECT IDENTIFICATION

THE DRAWINGS IN THE SHEET INDEX WERE ORIGINALLY CREATED IN AUTODESK REVIT V. 2018 UNLESS OTHERWISE NOTED.

THE ORIGINAL SIZE OF THIS SHEET IS 30" X 42".

THESE DRAWINGS AND SPECIFICATIONS ARE THE PROPERTY AND COPYRIGHT OF THE ARCHITECT AND SHALL NOT BE USED ON ANY OTHER PROJECT OR LOCATIONS EXCEPT AS DESCRIBED ON THE DRAWINGS, WITHOUT WRITTEN AGREEMENT WITH THE ARCHITECT.

© HPI ARCHITECTURE 2022

SHEET TITLE

EXTERIOR S/F DETAILS
(AFG451T)
VERT. MEMBERS

SHEET NUMBER

CW6.04

CONSTRUCTION DOCUMENTS

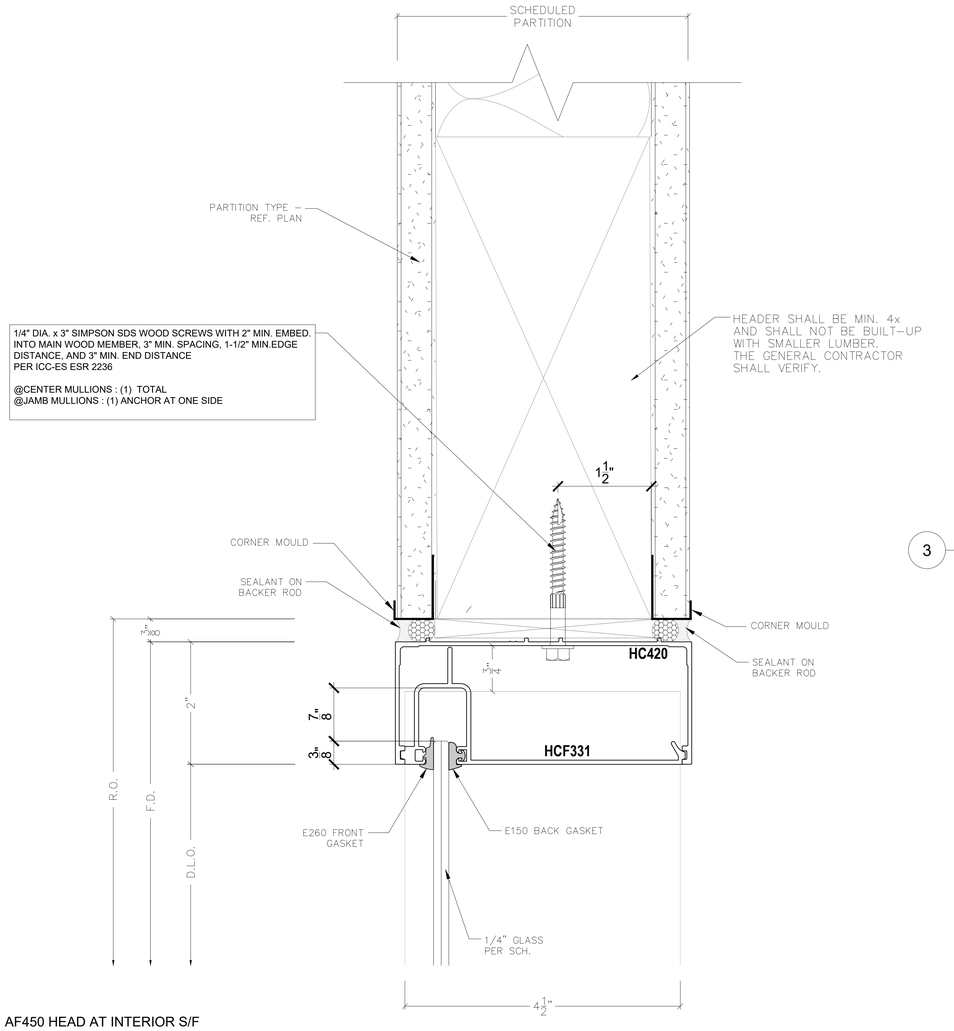

1 AF450 HEAD AT INTERIOR S/F

Arch Ref: 4/A8.61
Shop Ref: CW3.01
Calc Ref: ~

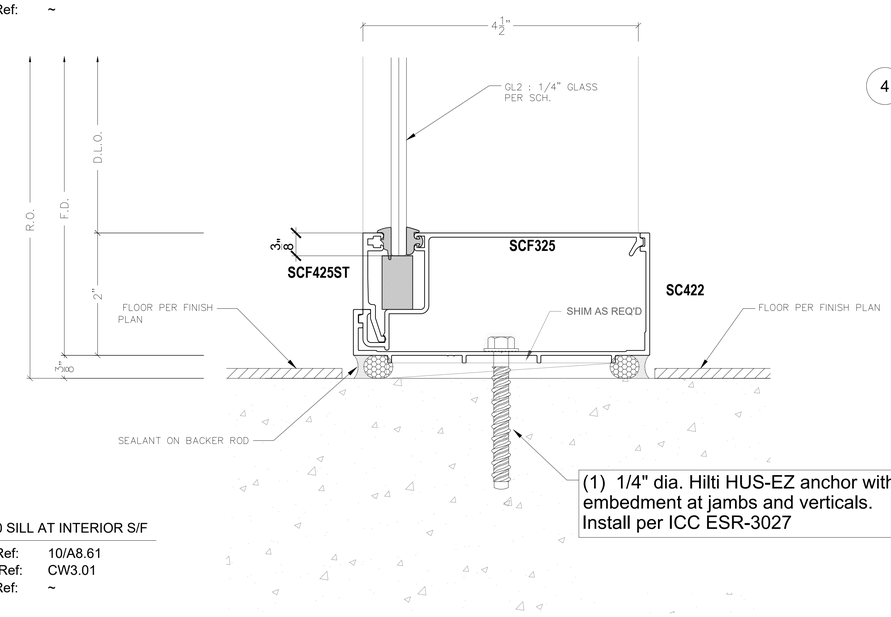

2 AF450 SILL AT INTERIOR S/F

Arch Ref: 10/A8.61
Shop Ref: CW3.01
Calc Ref: ~

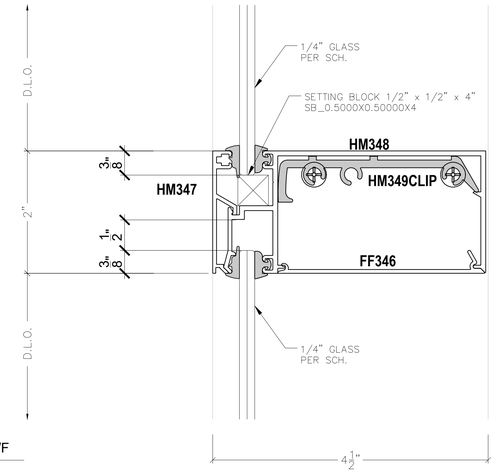

3 AF450 HORIZONTAL AT INTERIOR S/F

Arch Ref: 2/A8.61
Shop Ref: CW3.01
Calc Ref: ~

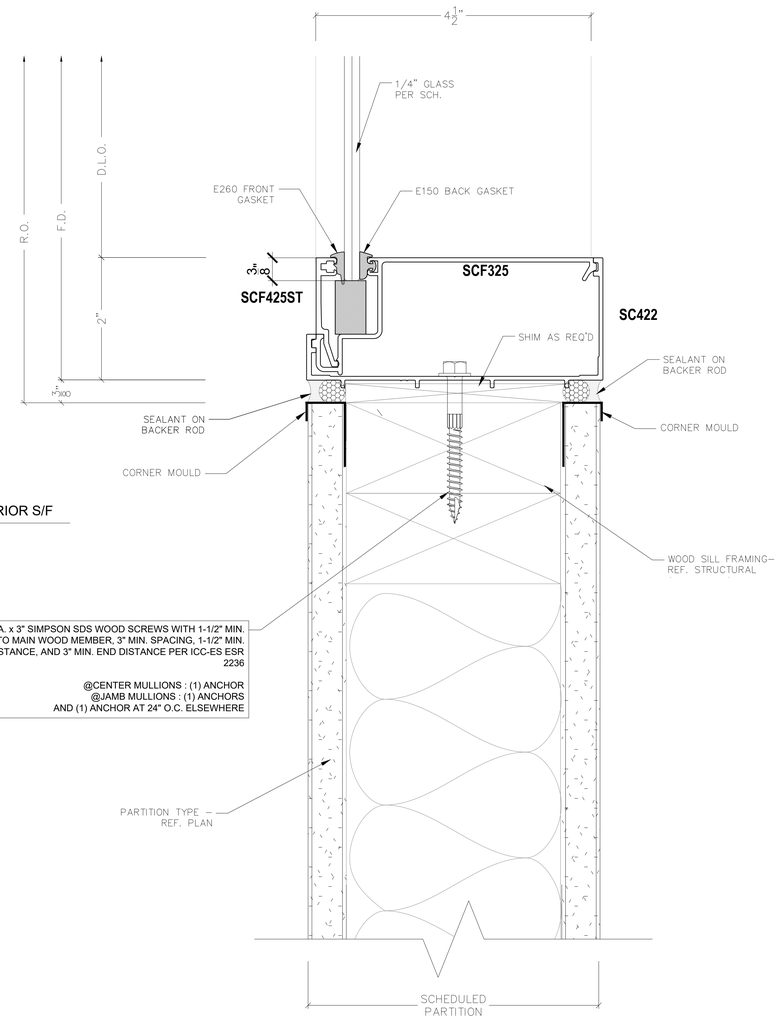

4 AF450 SILL AT INTERIOR S/F

Arch Ref: ~
Shop Ref: CW3.01
Calc Ref: ~

DSA STAMP

IDENTIFICATION STAMP
DIV. OF THE STATE ARCHITECT
APP: 03-123205 INC: 02
REVIEWED FOR
SS ☑ FLS ☑ ACS ☑
DATE: 02/01/2024

HPI architecture
www.hpiarchitecture.com
115 22nd street
Newport Beach, CA
92663
o: 949.675.6442

SEAL

LICENSED ARCHITECT
AMMAR NAJI SARSAM
C-30902
12/31/2025
RENEWAL DATE
STATE OF CALIFORNIA

CONSULTANTS

ARCADIA, INC.
2301 E. Vernon Ave., Vernon, CA 90058
Tel: (323) 269-7300, Fax: (323) 261-9927

REGISTERED PROFESSIONAL ENGINEER
SCOTT WALLACE
SE 3613
EXP. 6/30/25
STRUCTURAL
STATE OF CALIFORNIA

PROJECT TITLE

COMPTON COLLEGE STUDENT HOUSING

INCREMENT 2 OF 2 - BUILDING & ASSOCIATED SITE WORK

1111 E. ARTESIA BLVD, COMPTON, CA 90221

Compton College

ISSUED		
#	DATE	DESCRIPTION
	10/19/2023	DSA BACK CHECK SUBMITTAL

PROJECT IDENTIFICATION

THE DRAWINGS IN THE SHEET INDEX WERE ORIGINALLY CREATED IN AUTODESK REVIT V. 2018 UNLESS OTHERWISE NOTED.

THE ORIGINAL SIZE OF THIS SHEET IS 30" X 42".

THESE DRAWINGS AND SPECIFICATIONS ARE THE PROPERTY AND COPYRIGHT OF THE ARCHITECT AND SHALL NOT BE USED ON ANY OTHER PROJECT OR LOCATIONS EXCEPT AS DESCRIBED ON THE DRAWINGS, WITHOUT WRITTEN AGREEMENT WITH THE ARCHITECT.

© HPI ARCHITECTURE 2022

SHEET TITLE

INTERIOR S/F DETAILS
(AF450)
HORZ. MEMBERS

SHEET NUMBER

CW7.01

CONSTRUCTION DOCUMENTS

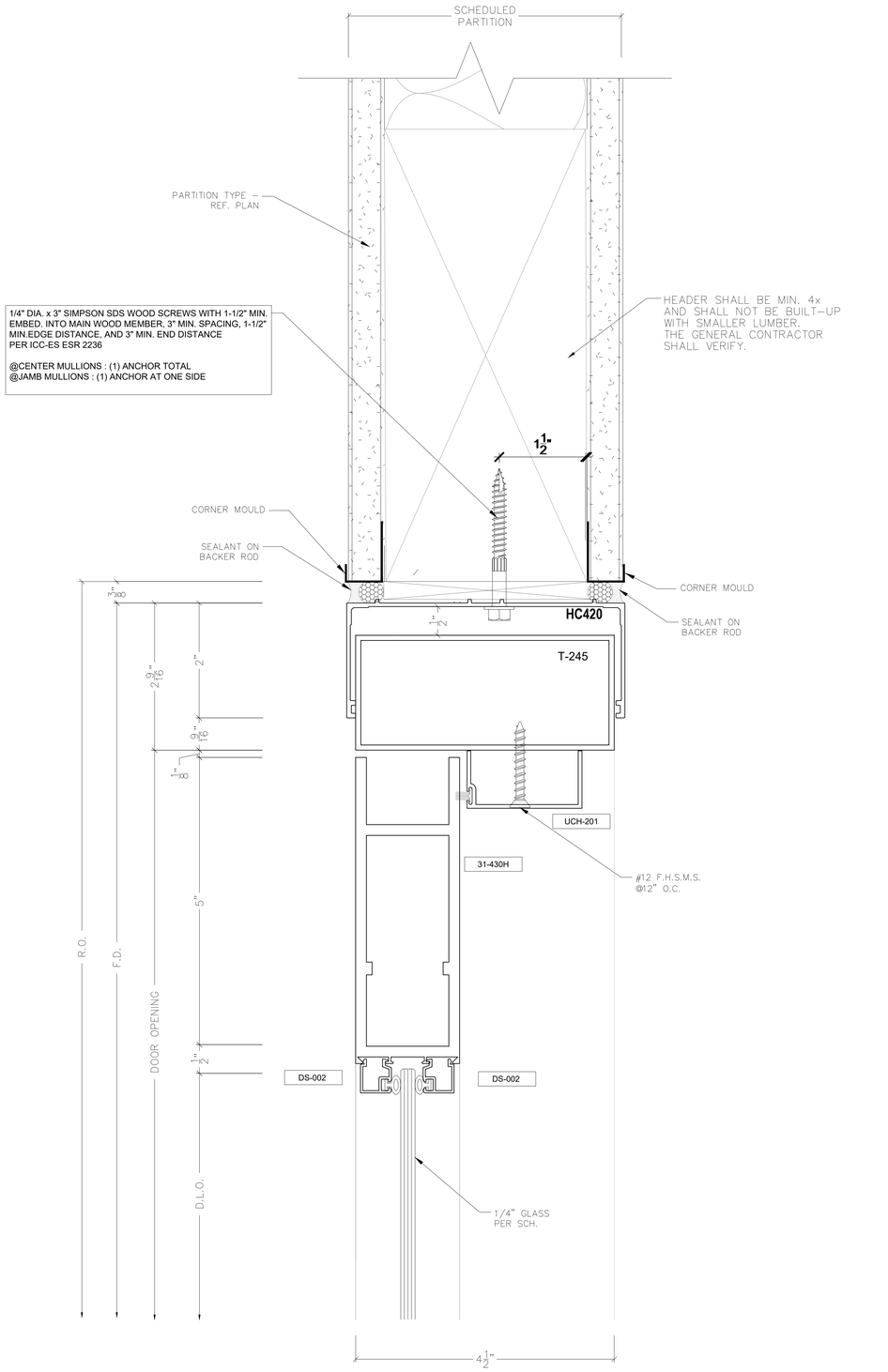

1 AF450 DOOR HEADER & TOP RAIL

Arch Ref: 3/A8.61
Shop Ref: CW3.01
Calc Ref: ~

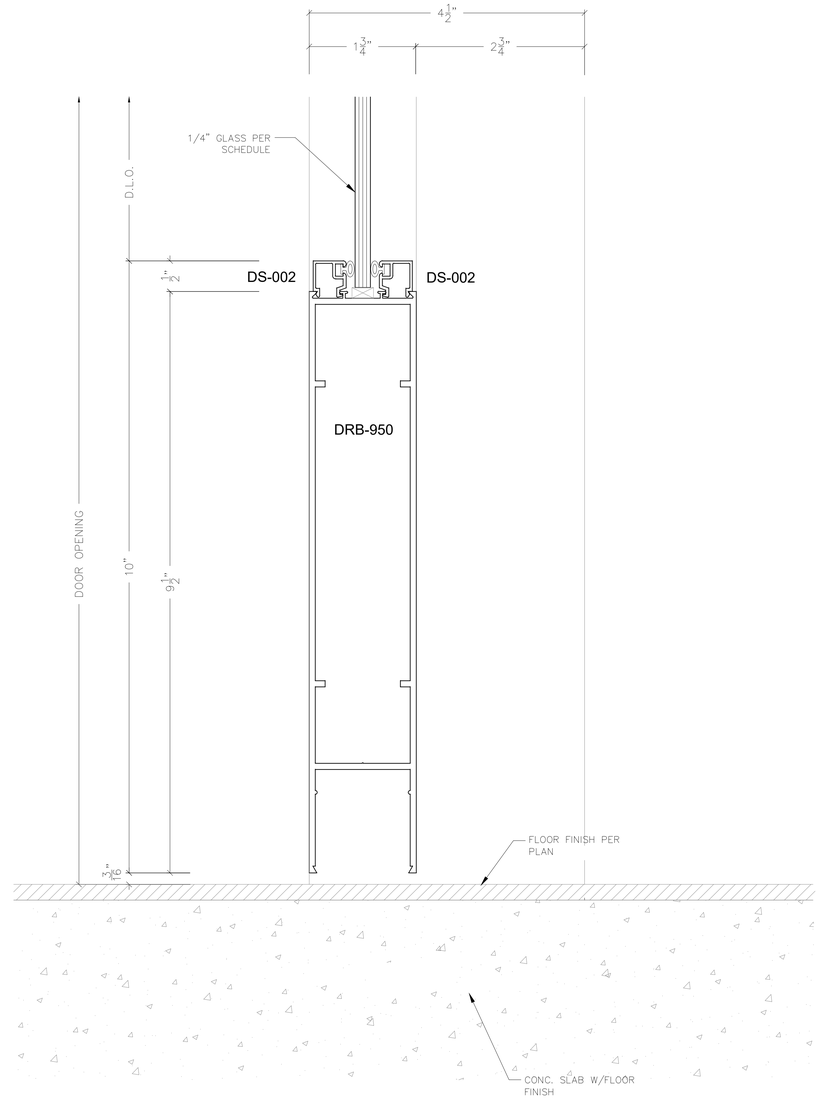

2 AF450 DOOR BOTTOM RAIL

Arch Ref: 9/A8.61
Shop Ref: CW3.01
Calc Ref: ~

DSA STAMP

IDENTIFICATION STAMP
DIV. OF THE STATE ARCHITECT
APP: 03-123205 INC: 02
REVIEWED FOR
SS ☑ FLS ☑ ACS ☑
DATE: 02/01/2024

hpi architecture
www.hpiarchitecture.com
115 22nd street
Newport Beach, CA
92663
o: 949.675.6442

SEAL

LICENSED ARCHITECT
AMMAR NAJI SARSAM
C-30902
12/31/2025
RENEWAL DATE
STATE OF CALIFORNIA

CONSULTANTS

arcadia
ARCADIA, INC.
2301 E. Vernon Ave., Vernon, CA 90058
Tel: (323) 269-7300, Fax: (323) 261-9927

REGISTERED PROFESSIONAL ENGINEER
SCOTT WALLACE
SE 3613
EXP. 6/30/25
STRUCTURAL
STATE OF CALIFORNIA

PROJECT TITLE

COMPTON COLLEGE
STUDENT HOUSING

INCREMENT 2 OF 2 - BUILDING & ASSOCIATED SITE WORK

1111 E. ARTESIA BLVD, COMPTON, CA 90221

Compton College

ISSUED

#	DATE	DESCRIPTION
	10/19/2023	DSA BACK CHECK SUBMITTAL

PROJECT IDENTIFICATION

THE DRAWINGS IN THE SHEET INDEX WERE ORIGINALLY CREATED IN AUTODESK REVIT V. 2018 UNLESS OTHERWISE NOTED.

THE ORIGINAL SIZE OF THIS SHEET IS 30" X 42".

THESE DRAWINGS AND SPECIFICATIONS ARE THE PROPERTY AND COPYRIGHT OF THE ARCHITECT AND SHALL NOT BE USED ON ANY OTHER PROJECT OR LOCATIONS EXCEPT AS DESCRIBED ON THE DRAWINGS, WITHOUT WRITTEN AGREEMENT WITH THE ARCHITECT.

© HPI ARCHITECTURE 2022

SHEET TITLE

INTERIOR S/F DETAILS
(AF450)
HORZ. MEMBERS

SHEET NUMBER

CW7.02

CONSTRUCTION DOCUMENTS

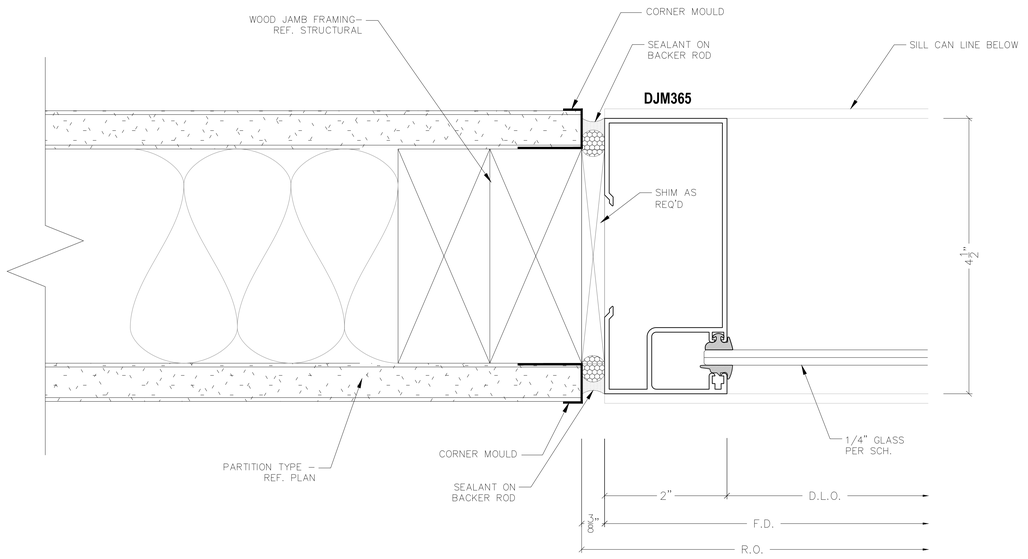

1 AF450 JAMB AT INTERIOR S/F

Arch Ref: 8/A8.61
Shop Ref: CW3.01
Calc Ref: ~

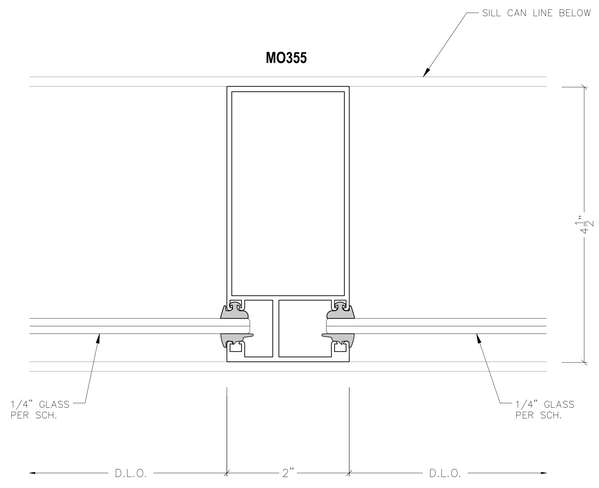

2 AF450 JAMB AT INTERIOR S/F

Arch Ref: 1/A8.61
Shop Ref: CW3.01
Calc Ref: ~

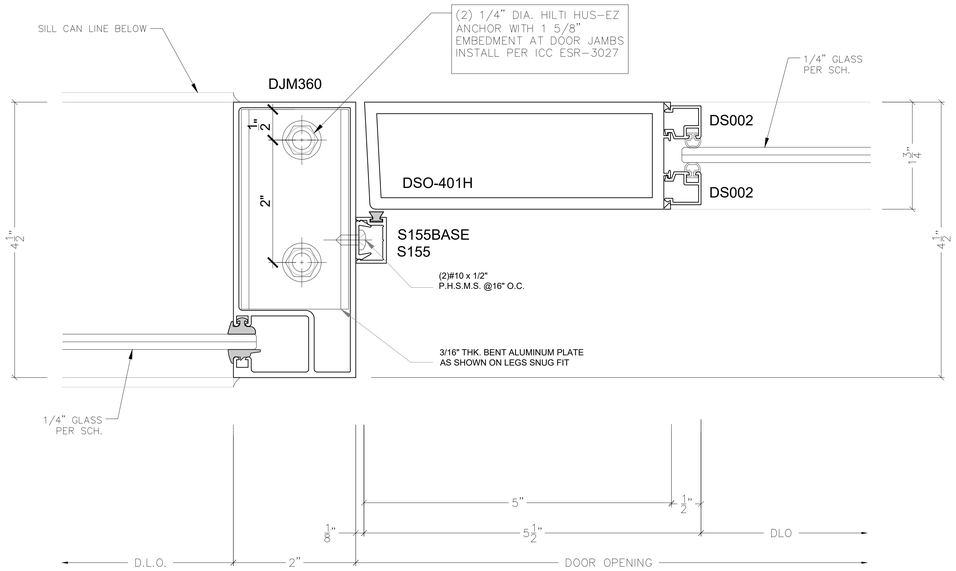

3 AF450 DOOR JAMB AT INTERIOR S/F

Arch Ref: 6/A8.61
Shop Ref: CW3.01
Calc Ref: ~

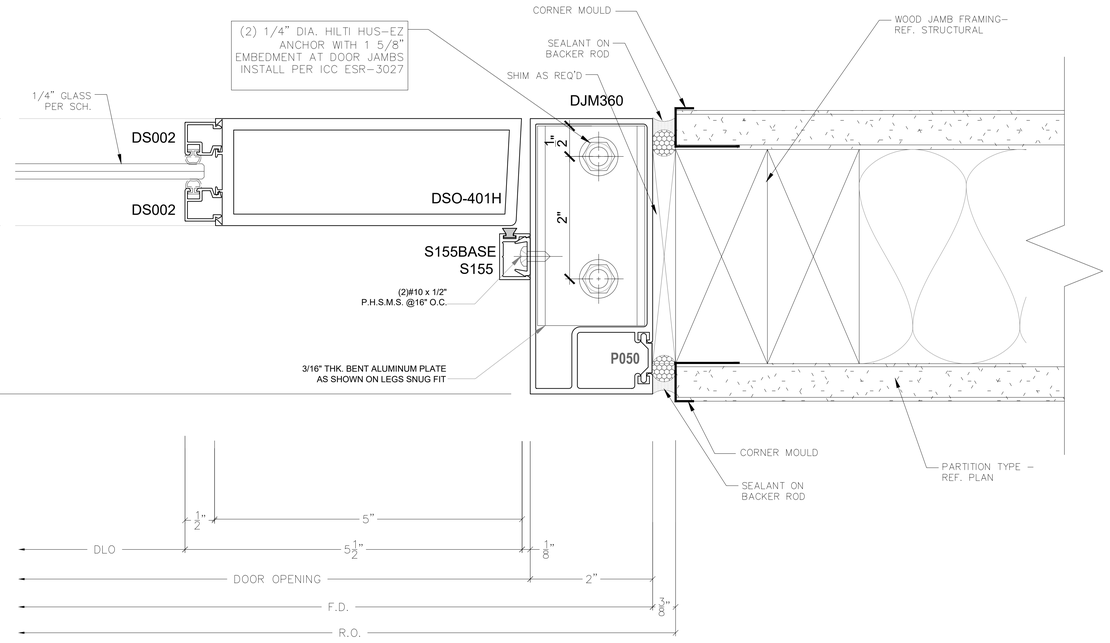

4 AF450 DOOR JAMB AT INTERIOR S/F

Arch Ref: 7/A8.61
Shop Ref: CW3.01
Calc Ref: ~

DSA STAMP

IDENTIFICATION STAMP
DIV. OF THE STATE ARCHITECT
APP: 03-123205 INC: 02
REVIEWED FOR
SS ☑ FLS ☑ ACS ☑
DATE: 02/01/2024

architecture
www.hpiarchitecture.com
115 22nd street
Newport Beach, CA
92663
o: 949.675.6442

SEAL

LICENSED ARCHITECT
AMMAR NAJI SARSAM
C-30902
12/31/2025
RENEWAL DATE
STATE OF CALIFORNIA

CONSULTANTS

arcadia
ARCADIA, INC.
2301 E. Vernon Ave., Vernon, CA 90058
Tel: (323) 269-7300, Fax: (323) 261-9927

REGISTERED PROFESSIONAL ENGINEER
SCOTT WALLACE
SE 3613
EXP. 6/30/25
STRUCTURAL
STATE OF CALIFORNIA

PROJECT TITLE

COMPTON COLLEGE
STUDENT HOUSING

INCREMENT 2 OF 2 - BUILDING & ASSOCIATED SITE WORK

1111 E. ARTESIA BLVD, COMPTON, CA 90221

Compton College

ISSUED		
#	DATE	DESCRIPTION
	10/19/2023	DSA BACK CHECK SUBMITTAL

PROJECT IDENTIFICATION

THE DRAWINGS IN THE SHEET INDEX WERE ORIGINALLY CREATED IN AUTODESK REVIT V. 2018 UNLESS OTHERWISE NOTED.

THE ORIGINAL SIZE OF THIS SHEET IS 30" X 42".

THESE DRAWINGS AND SPECIFICATIONS ARE THE PROPERTY AND COPYRIGHT OF THE ARCHITECT AND SHALL NOT BE USED ON ANY OTHER PROJECT OR LOCATION EXCEPT AS DESCRIBED ON THE DRAWINGS, WITHOUT WRITTEN AGREEMENT WITH THE ARCHITECT.

© HPI ARCHITECTURE 2022

SHEET TITLE

INTERIOR S/F DETAILS
(AF450)
HORZ. MEMBERS

SHEET NUMBER

CW7.03

CONSTRUCTION DOCUMENTS

1 HORIZONTAL SUNSHADE, TYP.

Arch Ref: AA5.10, A5.15
Shop Ref: CW4.01~CW4.03
Calc Ref: ~

NOTE:
General contractor shall verify that the structural system can accommodate a wind load of 90#
Moment of 180"#

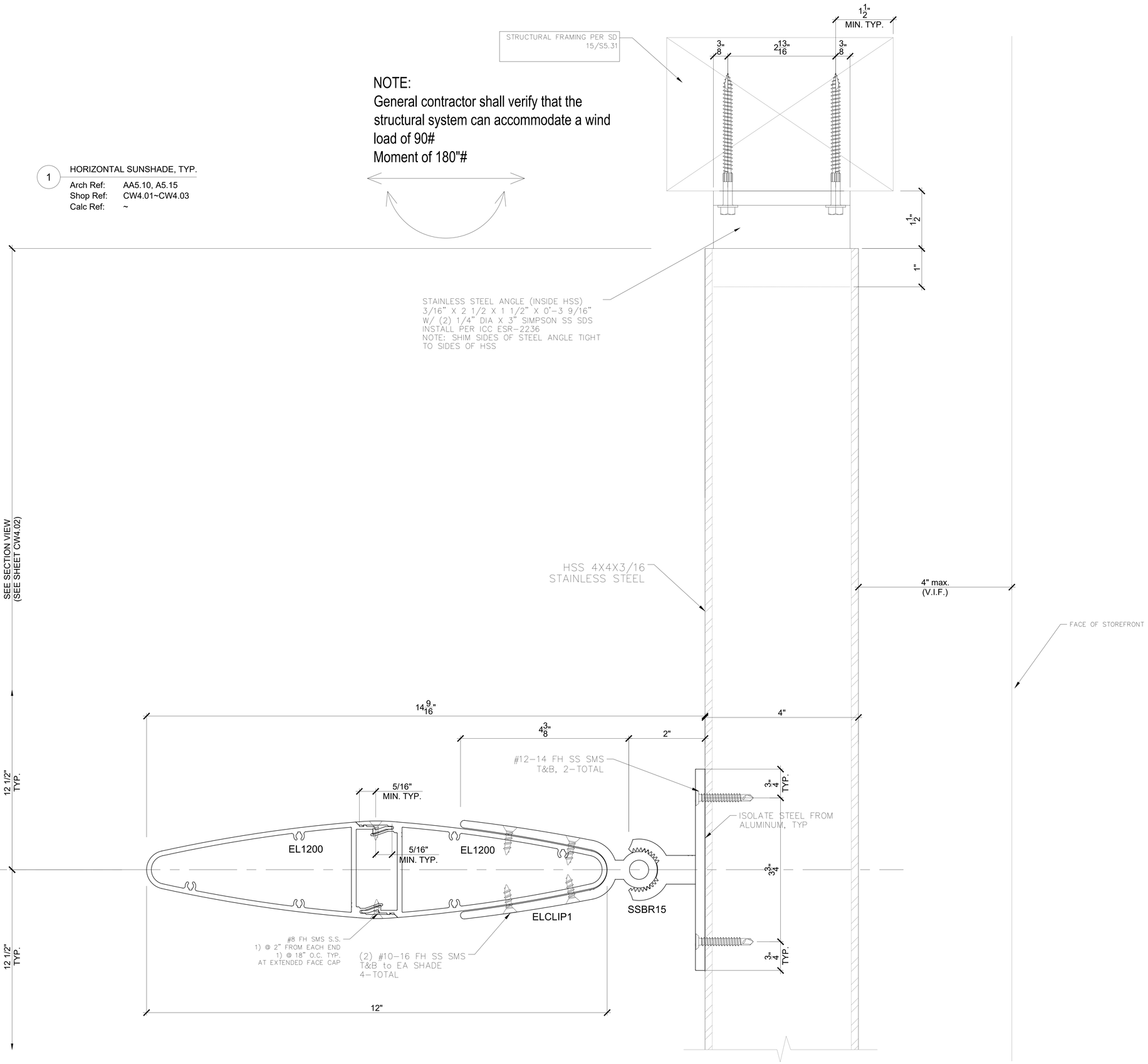

DSA STAMP

IDENTIFICATION STAMP
DIV. OF THE STATE ARCHITECT
APP: 03-123205 INC: 02
REVIEWED FOR
SS ☑ FLS ☑ ACS ☑
DATE: 02/01/2024

architecture
www.hpiarchitecture.com
115 22nd street
Newport Beach, CA
92663
o: 949.675.6442

SEAL

LICENSED ARCHITECT
AMMAR NAJI SARSAM
C-30902
12/31/2025
RENEWAL DATE
STATE OF CALIFORNIA

CONSULTANTS

arcadia
ARCADIA, INC.
2301 E. Vernon Ave., Vernon, CA 90058
Tel: (323) 269-7300, Fax: (323) 261-9927

REGISTERED PROFESSIONAL ENGINEER
SCOTT WALLACE
SE 3613
EXP. 6/30/25
STRUCTURAL
STATE OF CALIFORNIA

PROJECT TITLE

COMPTON COLLEGE STUDENT HOUSING

INCREMENT 2 OF 2 - BUILDING & ASSOCIATED SITE WORK

1111 E. ARTESIA BLVD, COMPTON, CA 90221

Compton College

ISSUED

#	DATE	DESCRIPTION
	10/19/2023	DSA BACK CHECK SUBMITTAL

PROJECT IDENTIFICATION

THE DRAWINGS IN THE SHEET INDEX WERE ORIGINALLY CREATED IN AUTODESK REVIT V. 2018 UNLESS OTHERWISE NOTED.

THE ORIGINAL SIZE OF THIS SHEET IS 30" X 42".

THESE DRAWINGS AND SPECIFICATIONS ARE THE PROPERTY AND COPYRIGHT OF THE ARCHITECT AND SHALL NOT BE USED ON ANY OTHER PROJECT OR LOCATIONS EXCEPT AS DESCRIBED ON THE DRAWINGS, WITHOUT WRITTEN AGREEMENT WITH THE ARCHITECT.

© HPI ARCHITECTURE 2022

SHEET TITLE

HORIZONTAL SUNSHADE DETAILS (SECTION VIEW)

SHEET NUMBER

CW8.01

CONSTRUCTION DOCUMENTS

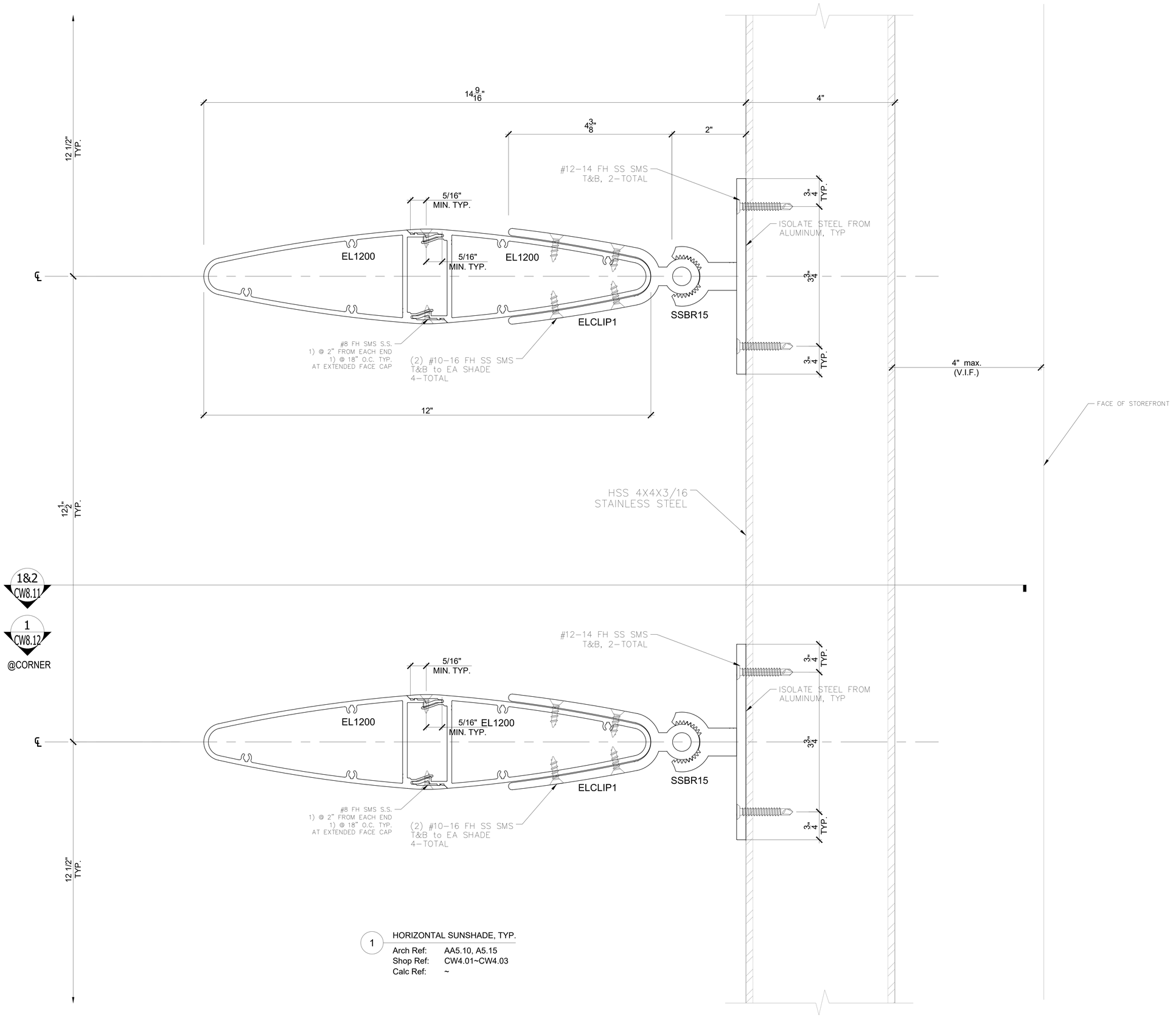

1 HORIZONTAL SUNSHADE, TYP.

Arch Ref: AA5.10, A5.15
Shop Ref: CW4.01~CW4.03
Calc Ref: ~

DSA STAMP

IDENTIFICATION STAMP
DIV. OF THE STATE ARCHITECT
APP: 03-123205 INC: 02
REVIEWED FOR
SS ☑ FLS ☑ ACS ☑
DATE: 02/01/2024

HPI architecture
www.hpiarchitecture.com
115 22nd street
Newport Beach, CA
92663
o: 949.675.6442

SEAL

LICENSED ARCHITECT
AMMAR NAJI SARSAM
C-30902
12/31/2025
RENEWAL DATE
STATE OF CALIFORNIA

CONSULTANTS

ARCADIA, INC.
2301 E. Vernon Ave., Vernon, CA 90058
Tel: (323) 269-7300, Fax: (323) 261-9927

REGISTERED PROFESSIONAL ENGINEER
SCOTT WALLACE
SE 3613
EXP. 6/30/25
STRUCTURAL
STATE OF CALIFORNIA

PROJECT TITLE

COMPTON COLLEGE
STUDENT HOUSING

INCREMENT 2 OF 2 - BUILDING & ASSOCIATED SITE WORK

1111 E. ARTESIA BLVD, COMPTON, CA 90221

Compton College

ISSUED		
#	DATE	DESCRIPTION
	10/19/2023	DSA BACK CHECK SUBMITTAL

PROJECT IDENTIFICATION

THE DRAWINGS IN THE SHEET INDEX WERE ORIGINALLY CREATED IN AUTODESK REVIT V. 2018 UNLESS OTHERWISE NOTED.

THE ORIGINAL SIZE OF THIS SHEET IS 30" X 42".

THESE DRAWINGS AND SPECIFICATIONS ARE THE PROPERTY AND COPYRIGHT OF THE ARCHITECT AND SHALL NOT BE USED ON ANY OTHER PROJECT OR LOCATIONS EXCEPT AS DESCRIBED ON THE DRAWINGS, WITHOUT WRITTEN AGREEMENT WITH THE ARCHITECT.

© HPI ARCHITECTURE 2022

SHEET TITLE

HORIZONTAL SUNSHADE
DETAILS (SECTION VIEW)

SHEET NUMBER

CW8.02

CONSTRUCTION DOCUMENTS

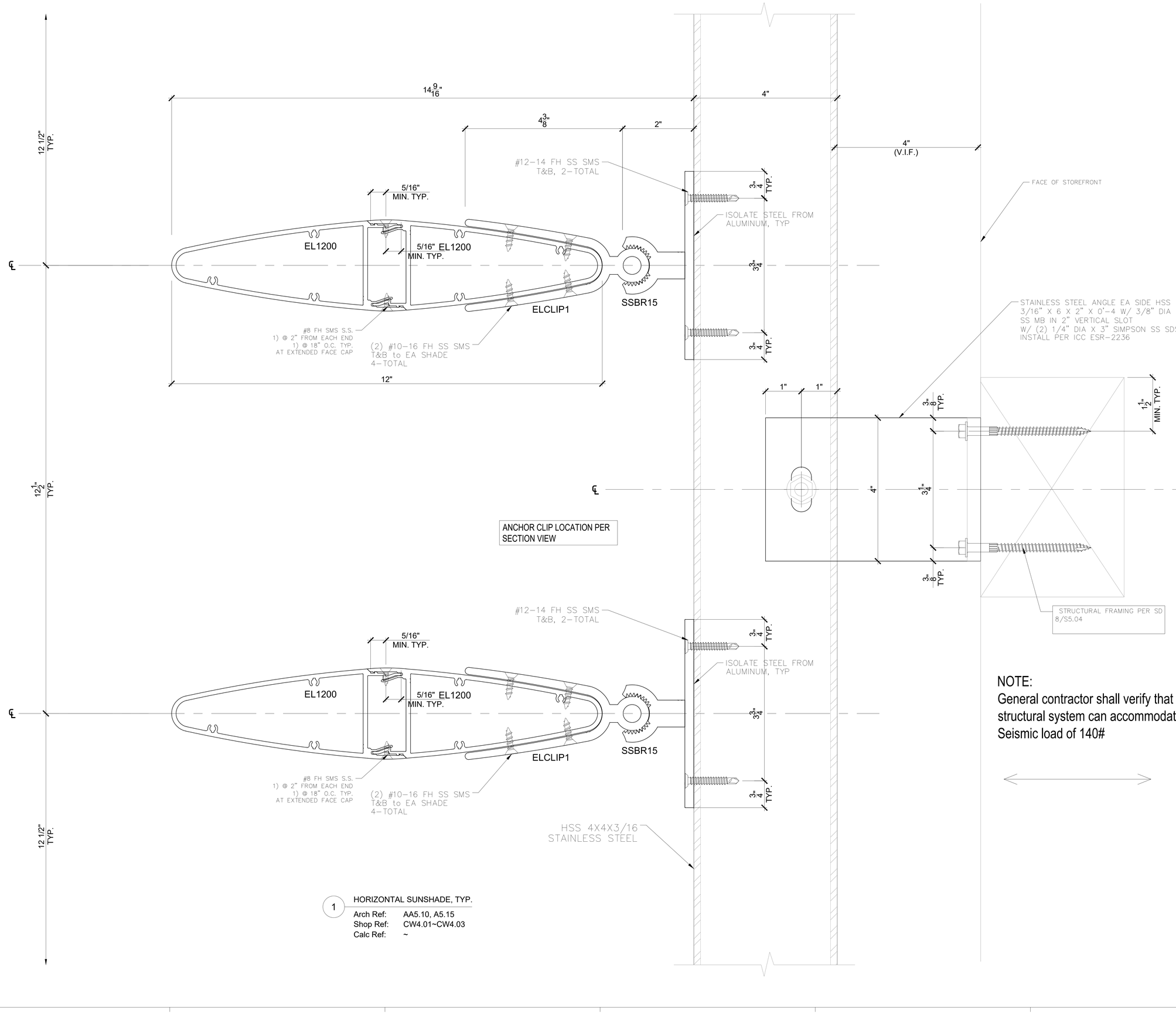

1 HORIZONTAL SUNSHADE, TYP.

Arch Ref: AA5.10, A5.15
Shop Ref: CW4.01~CW4.03
Calc Ref: ~

NOTE:
General contractor shall verify that the structural system can accommodate a Seismic load of 140#

DSA STAMP

IDENTIFICATION STAMP
DIV. OF THE STATE ARCHITECT
APP: 03-123205 INC: 02
REVIEWED FOR
SS ☑ FLS ☑ ACS ☑
DATE: 02/01/2024

HPI architecture
www.hpiarchitecture.com
115 22nd street
Newport Beach, CA
92663
o: 949.675.6442

SEAL

LICENSED ARCHITECT
AMMAR NAJI SARSAM
C-30902
12/31/2025
RENEWAL DATE
STATE OF CALIFORNIA

CONSULTANTS

arcadia
ARCADIA, INC.
2301 E. Vernon Ave., Vernon, CA 90058
Tel: (323) 269-7300, Fax: (323) 261-9927

REGISTERED PROFESSIONAL ENGINEER
SCOTT WU, PE
SE 3613
EXP. 6/30/25
STRUCTURAL
STATE OF CALIFORNIA

PROJECT TITLE
COMPTON COLLEGE STUDENT HOUSING
INCREMENT 2 OF 2 - BUILDING & ASSOCIATED SITE WORK
1111 E. ARTESIA BLVD, COMPTON, CA 90221

Compton College

ISSUED		
#	DATE	DESCRIPTION
	10/19/2023	DSA BACK CHECK SUBMITTAL

PROJECT IDENTIFICATION

THE DRAWINGS IN THE SHEET INDEX WERE ORIGINALLY CREATED IN AUTODESK REVIT V. 2018 UNLESS OTHERWISE NOTED.

THE ORIGINAL SIZE OF THIS SHEET IS 30" X 42".

THESE DRAWINGS AND SPECIFICATIONS ARE THE PROPERTY AND COPYRIGHT OF THE ARCHITECT AND SHALL NOT BE USED ON ANY OTHER PROJECT OR LOCATIONS EXCEPT AS DESCRIBED ON THE DRAWINGS, WITHOUT WRITTEN AGREEMENT WITH THE ARCHITECT.

© HPI ARCHITECTURE 2022

SHEET TITLE

HORIZONTAL SUNSHADE DETAILS (SECTION VIEW)

SHEET NUMBER

CW8.03

CONSTRUCTION DOCUMENTS

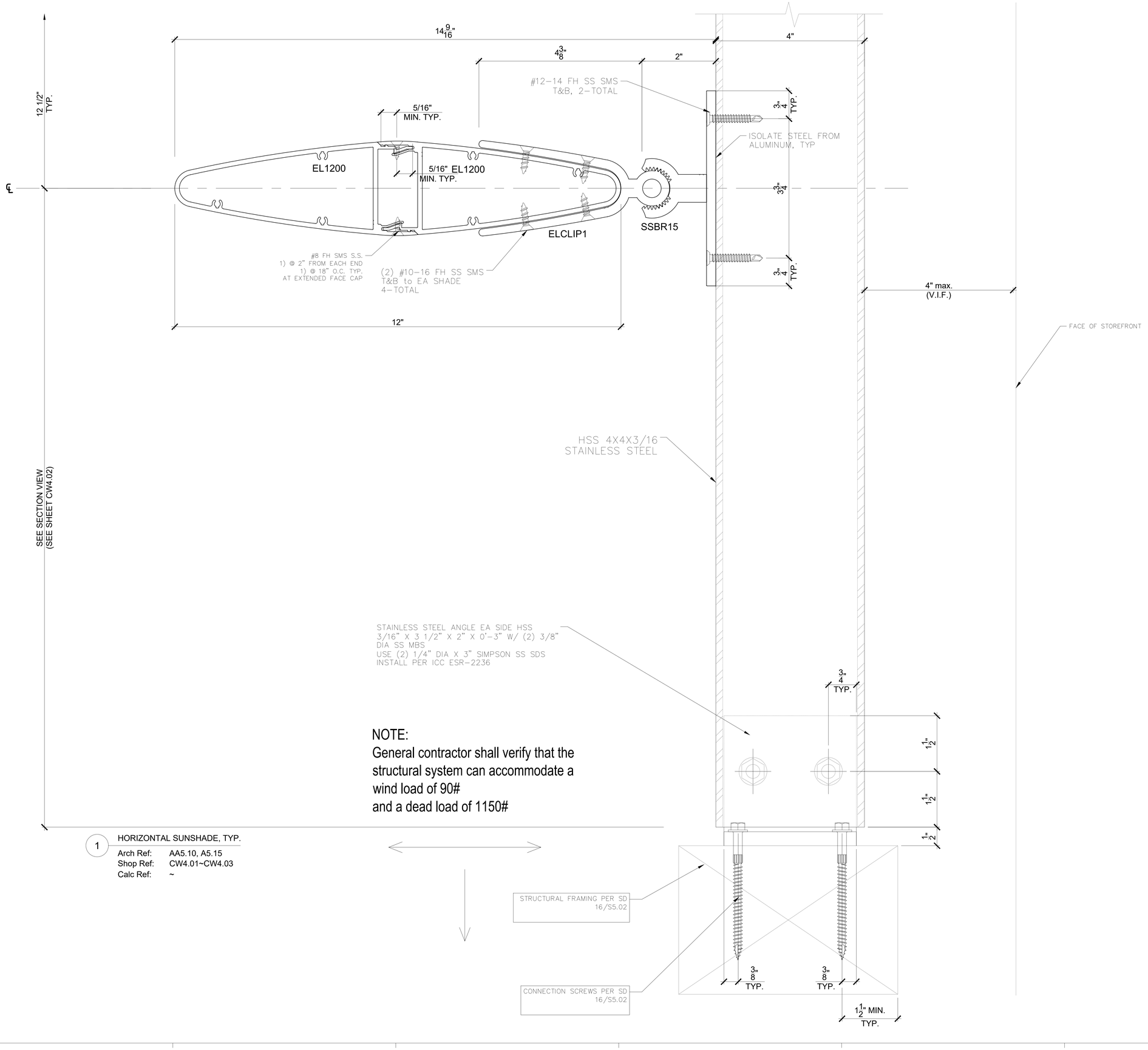

1 HORIZONTAL SUNSHADE, TYP.

Arch Ref: AA5.10, A5.15
Shop Ref: CW4.01~CW4.03
Calc Ref: ~

DSA STAMP

IDENTIFICATION STAMP
DIV. OF THE STATE ARCHITECT
APP: 03-123205 INC: 02
REVIEWED FOR
SS ☑ FLS ☑ ACS ☑
DATE: 02/01/2024

HPI architecture
www.hpiarchitecture.com
115 22nd street
Newport Beach, CA
92663
o: 949.675.6442

SEAL

LICENSED ARCHITECT
AMMAR NAJI SARSAM
C-30902
12/31/2025
RENEWAL DATE
STATE OF CALIFORNIA

CONSULTANTS

ARCADIA, INC.
2301 E. Vernon Ave., Vernon, CA 90058
Tel: (323) 269-7300, Fax: (323) 261-9927

REGISTERED PROFESSIONAL ENGINEER
SCOTT WALDROP
SE 3613
EXP. 6/30/25
STRUCTURAL
STATE OF CALIFORNIA

PROJECT TITLE

COMPTON COLLEGE STUDENT HOUSING

INCREMENT 2 OF 2 - BUILDING & ASSOCIATED SITE WORK

1111 E. ARTESIA BLVD, COMPTON, CA 90221

Compton College

ISSUED

#	DATE	DESCRIPTION
	10/19/2023	DSA BACK CHECK SUBMITTAL

PROJECT IDENTIFICATION

THE DRAWINGS IN THE SHEET INDEX WERE ORIGINALLY CREATED IN AUTODESK REVIT V. 2018 UNLESS OTHERWISE NOTED.

THE ORIGINAL SIZE OF THIS SHEET IS 30" X 42".

THESE DRAWINGS AND SPECIFICATIONS ARE THE PROPERTY AND COPYRIGHT OF THE ARCHITECT AND SHALL NOT BE USED ON ANY OTHER PROJECT OR LOCATIONS EXCEPT AS DESCRIBED ON THE DRAWINGS. WITHOUT WRITTEN AGREEMENT WITH THE ARCHITECT.

© HPI ARCHITECTURE 2022

SHEET TITLE

HORIZONTAL SUNSHADE DETAILS (SECTION VIEW)

SHEET NUMBER

CW8.04

CONSTRUCTION DOCUMENTS

1 HORIZONTAL SUNSHADE, TYP.

Arch Ref: AA5.10, A5.15
Shop Ref: CW4.01~CW4.03
Calc Ref: ~

NOTE:
General contractor shall verify that the structural system can accommodate a wind load of 90#

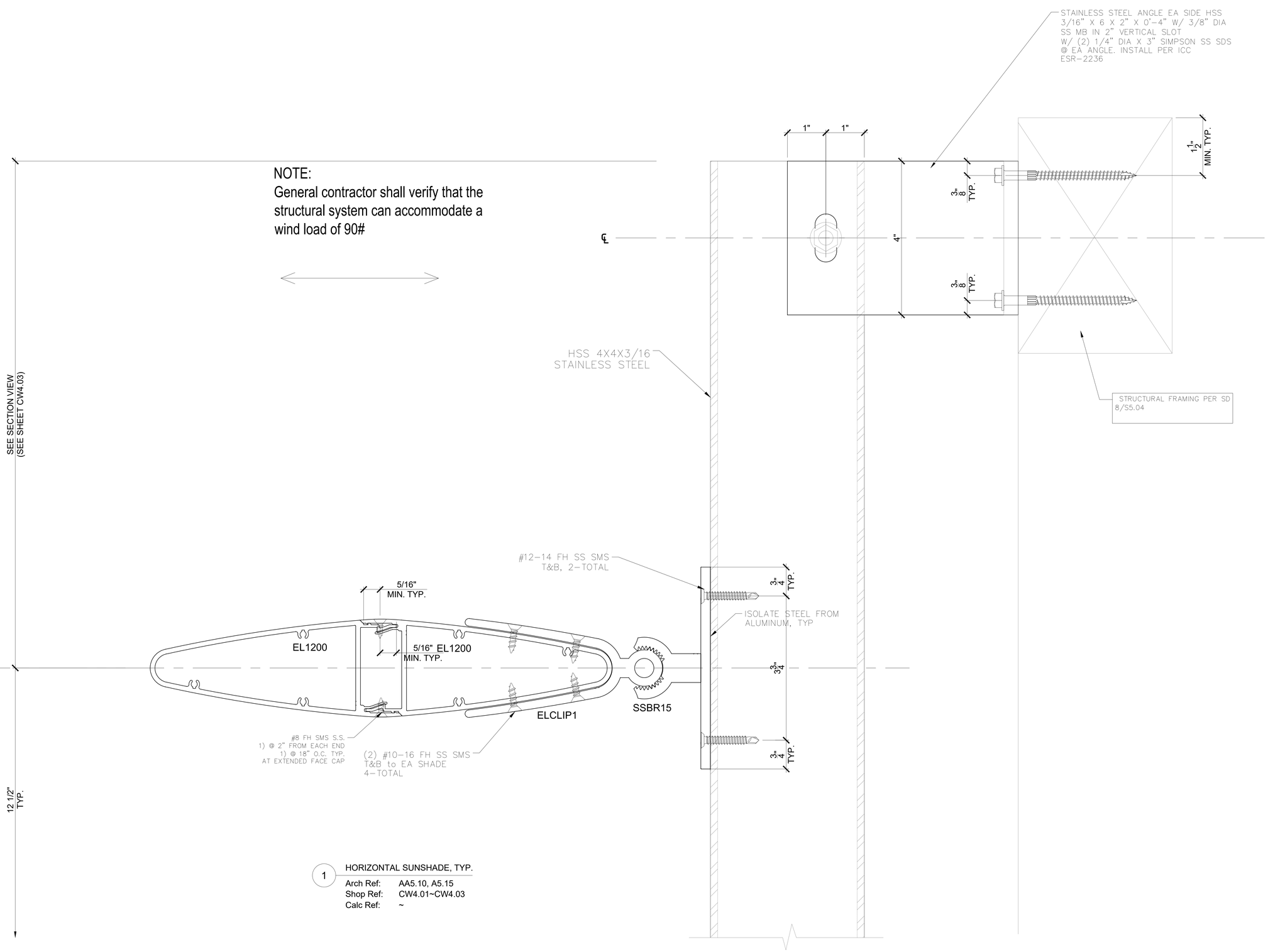

1 HORIZONTAL SUNSHADE, TYP.

Arch Ref: AA5.10, A5.15
Shop Ref: CW4.01~CW4.03
Calc Ref: ~

DSA STAMP

IDENTIFICATION STAMP
DIV. OF THE STATE ARCHITECT
APP: 03-123205 INC: 02
REVIEWED FOR
SS ☑ FLS ☑ ACS ☑
DATE: 02/01/2024

architecture
www.hpiarchitecture.com
115 22nd street
Newport Beach, CA
92663
o: 949.675.6442

SEAL

LICENSED ARCHITECT
AMMAR NAJI SARSAM
C-30902
12/31/2025
RENEWAL DATE
STATE OF CALIFORNIA

CONSULTANTS

arcadia
ARCADIA, INC.
2301 E. Vernon Ave., Vernon, CA 90058
Tel: (323) 269-7300, Fax: (323) 261-9927

REGISTERED PROFESSIONAL ENGINEER
SCOTT WALLACE
SE 3613
EXP. 6/30/25
STRUCTURAL
STATE OF CALIFORNIA

PROJECT TITLE

COMPTON COLLEGE STUDENT HOUSING

INCREMENT 2 OF 2 - BUILDING & ASSOCIATED SITE WORK

1111 E. ARTESIA BLVD, COMPTON, CA 90221

Compton College

ISSUED		
#	DATE	DESCRIPTION
	10/19/2023	DSA BACK CHECK SUBMITTAL

PROJECT IDENTIFICATION

THE DRAWINGS IN THE SHEET INDEX WERE ORIGINALLY CREATED IN AUTODESK REVIT V. 2018 UNLESS OTHERWISE NOTED.

THE ORIGINAL SIZE OF THIS SHEET IS 30" X 42".

THESE DRAWINGS AND SPECIFICATIONS ARE THE PROPERTY AND COPYRIGHT OF THE ARCHITECT AND SHALL NOT BE USED ON ANY OTHER PROJECT OR LOCATIONS EXCEPT AS DESCRIBED ON THE DRAWINGS, WITHOUT WRITTEN AGREEMENT WITH THE ARCHITECT.

© HPI ARCHITECTURE 2022

SHEET TITLE

HORIZONTAL SUNSHADE DETAILS (SECTION VIEW)

SHEET NUMBER

CW8.05

CONSTRUCTION DOCUMENTS

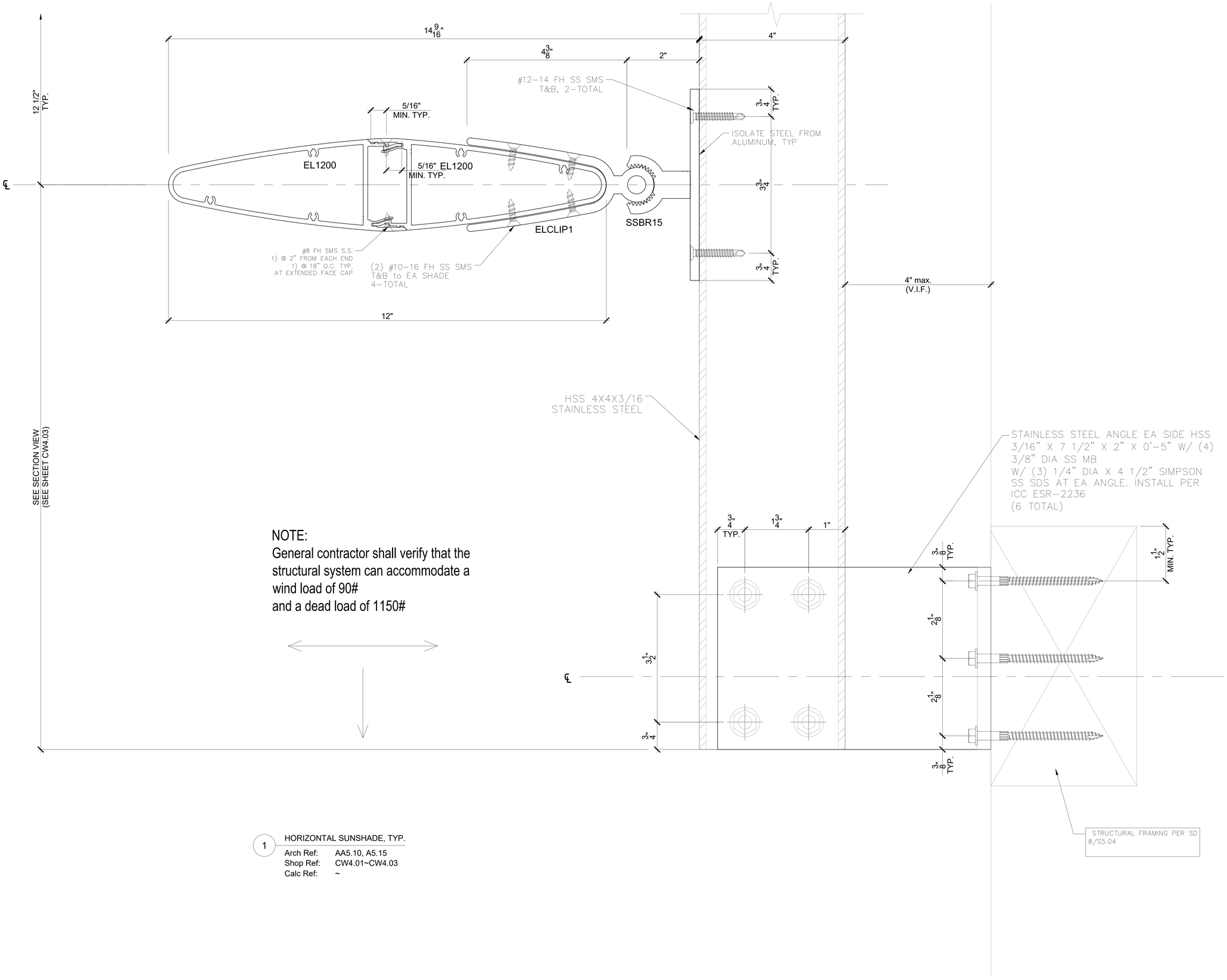

NOTE:
General contractor shall verify that the structural system can accommodate a wind load of 90#
and a dead load of 1150#

1 HORIZONTAL SUNSHADE, TYP.

Arch Ref: AA5.10, A5.15
Shop Ref: CW4.01~CW4.03
Calc Ref: ~

DSA STAMP

IDENTIFICATION STAMP
DIV. OF THE STATE ARCHITECT
APP: 03-123205 INC: 02
REVIEWED FOR
SS ☑ FLS ☑ ACS ☑
DATE: 02/01/2024

HPI architecture
www.hpiarchitecture.com
115 22nd street
Newport Beach, CA
92663
o: 949.675.6442

SEAL

LICENSED ARCHITECT
AMMAR NAJI SARSAM
C-30902
12/31/2025
RENEWAL DATE
STATE OF CALIFORNIA

CONSULTANTS

ARCADIA, INC.
2301 E. Vernon Ave., Vernon, CA 90058
Tel: (323) 269-7300, Fax: (323) 261-9927

REGISTERED PROFESSIONAL ENGINEER
SCOTT WATLOCK
SE 3613
EXP. 6/30/25
STRUCTURAL
STATE OF CALIFORNIA

PROJECT TITLE
COMPTON COLLEGE
STUDENT HOUSING
INCREMENT 2 OF 2 - BUILDING & ASSOCIATED SITE WORK
1111 E. ARTESIA BLVD, COMPTON, CA 90221

Compton College

ISSUED		
#	DATE	DESCRIPTION
	10/19/2023	DSA BACK CHECK SUBMITTAL

PROJECT IDENTIFICATION

THE DRAWINGS IN THE SHEET INDEX WERE ORIGINALLY CREATED IN AUTODESK REVIT V. 2018 UNLESS OTHERWISE NOTED.

THE ORIGINAL SIZE OF THIS SHEET IS 30" X 42".

THESE DRAWINGS AND SPECIFICATIONS ARE THE PROPERTY AND COPYRIGHT OF THE ARCHITECT AND SHALL NOT BE USED ON ANY OTHER PROJECT OR LOCATIONS EXCEPT AS DESCRIBED ON THE DRAWINGS, WITHOUT WRITTEN AGREEMENT WITH THE ARCHITECT.

© HPI ARCHITECTURE 2022

SHEET TITLE

HORIZONTAL SUNSHADE DETAILS (SECTION VIEW)

SHEET NUMBER

CW8.06

CONSTRUCTION DOCUMENTS

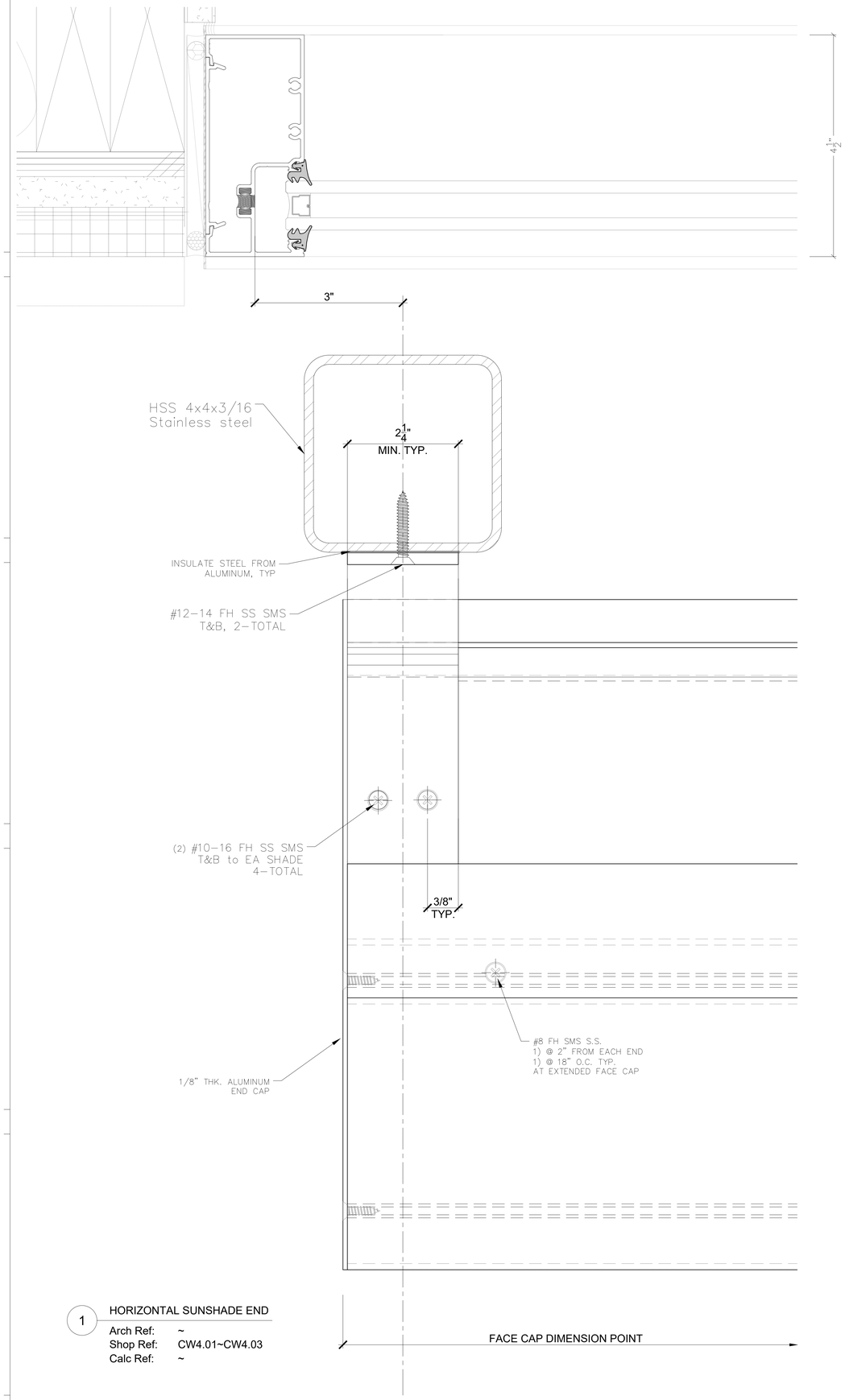

1 HORIZONTAL SUNSHADE END

Arch Ref: ~
Shop Ref: CW4.01~CW4.03
Calc Ref: ~

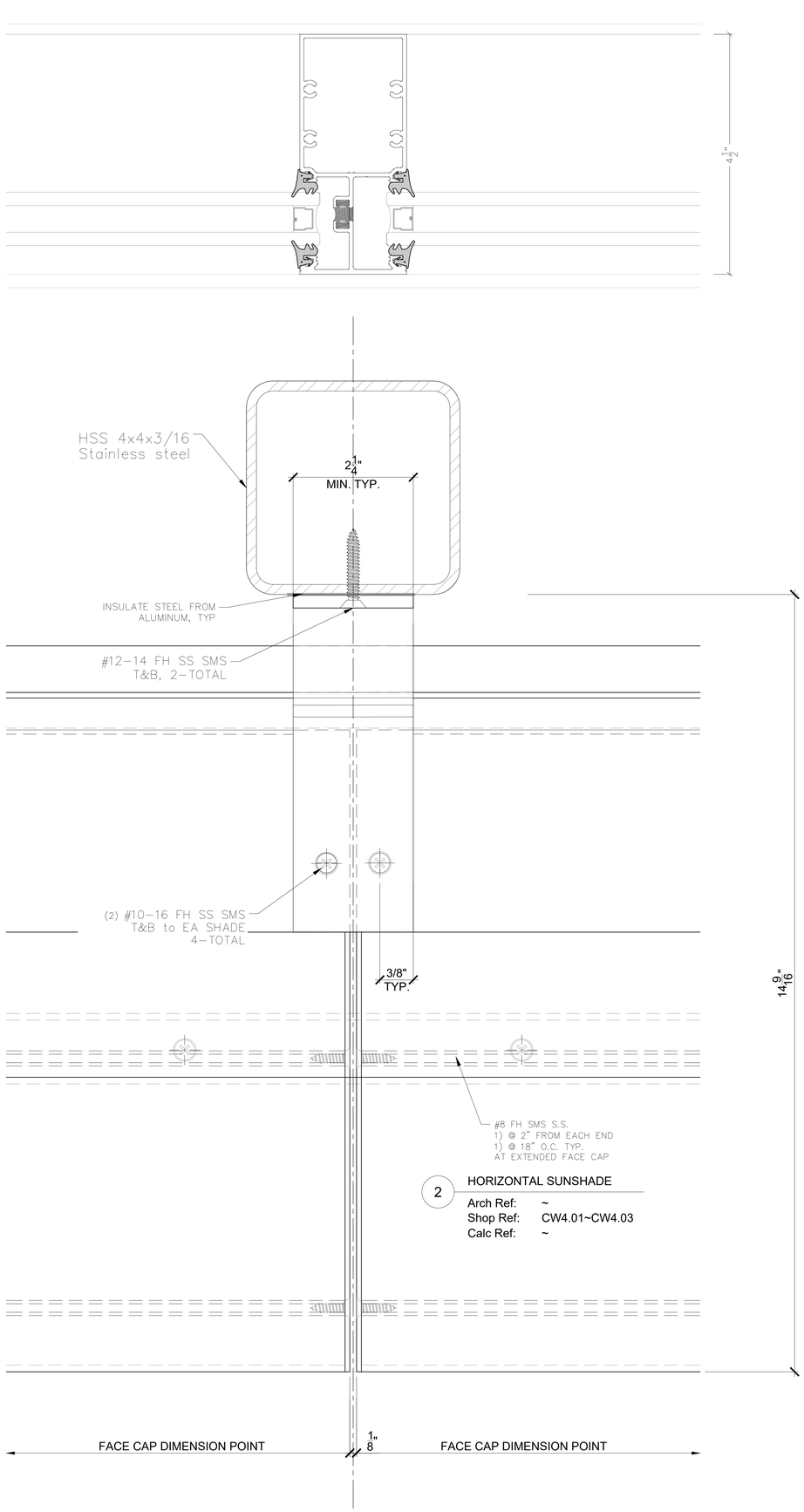

2 HORIZONTAL SUNSHADE

Arch Ref: ~
Shop Ref: CW4.01~CW4.03
Calc Ref: ~

DSA STAMP

IDENTIFICATION STAMP
DIV. OF THE STATE ARCHITECT
APP: 03-123205 INC: 02
REVIEWED FOR
SS ☑ FLS ☑ ACS ☑
DATE: 02/01/2024

HPI architecture
www.hpiarchitecture.com
115 22nd street
Newport Beach, CA
92663
o: 949.675.6442

SEAL

LICENSED ARCHITECT
AMMAR NAJI SARSAM
C-30902
12/31/2025
RENEWAL DATE
STATE OF CALIFORNIA

CONSULTANTS

ARCADIA, INC.
2301 E. Vernon Ave., Vernon, CA 90058
Tel: (323) 269-7300, Fax: (323) 261-9927

REGISTERED PROFESSIONAL ENGINEER
SCOTT WALL JOSE
SE 3613
EXP. 6/30/25
STRUCTURAL
STATE OF CALIFORNIA

PROJECT TITLE

COMPTON COLLEGE STUDENT HOUSING

INCREMENT 2 OF 2 - BUILDING & ASSOCIATED SITE WORK

1111 E. ARTESIA BLVD, COMPTON, CA 90221

Compton College

ISSUED

#	DATE	DESCRIPTION
	10/19/2023	DSA BACK CHECK SUBMITTAL

PROJECT IDENTIFICATION

THE DRAWINGS IN THE SHEET INDEX WERE ORIGINALLY CREATED IN AUTODESK REVIT V. 2018 UNLESS OTHERWISE NOTED.

THE ORIGINAL SIZE OF THIS SHEET IS 30" X 42".

THESE DRAWINGS AND SPECIFICATIONS ARE THE PROPERTY AND COPYRIGHT OF THE ARCHITECT AND SHALL NOT BE USED ON ANY OTHER PROJECT OR LOCATIONS EXCEPT AS DESCRIBED ON THE DRAWINGS, WITHOUT WRITTEN AGREEMENT WITH THE ARCHITECT.

© HPI ARCHITECTURE 2022

SHEET TITLE

HORIZONTAL SUNSHADE DETAILS (PLAN VIEW)

SHEET NUMBER

CW8.11

CONSTRUCTION DOCUMENTS

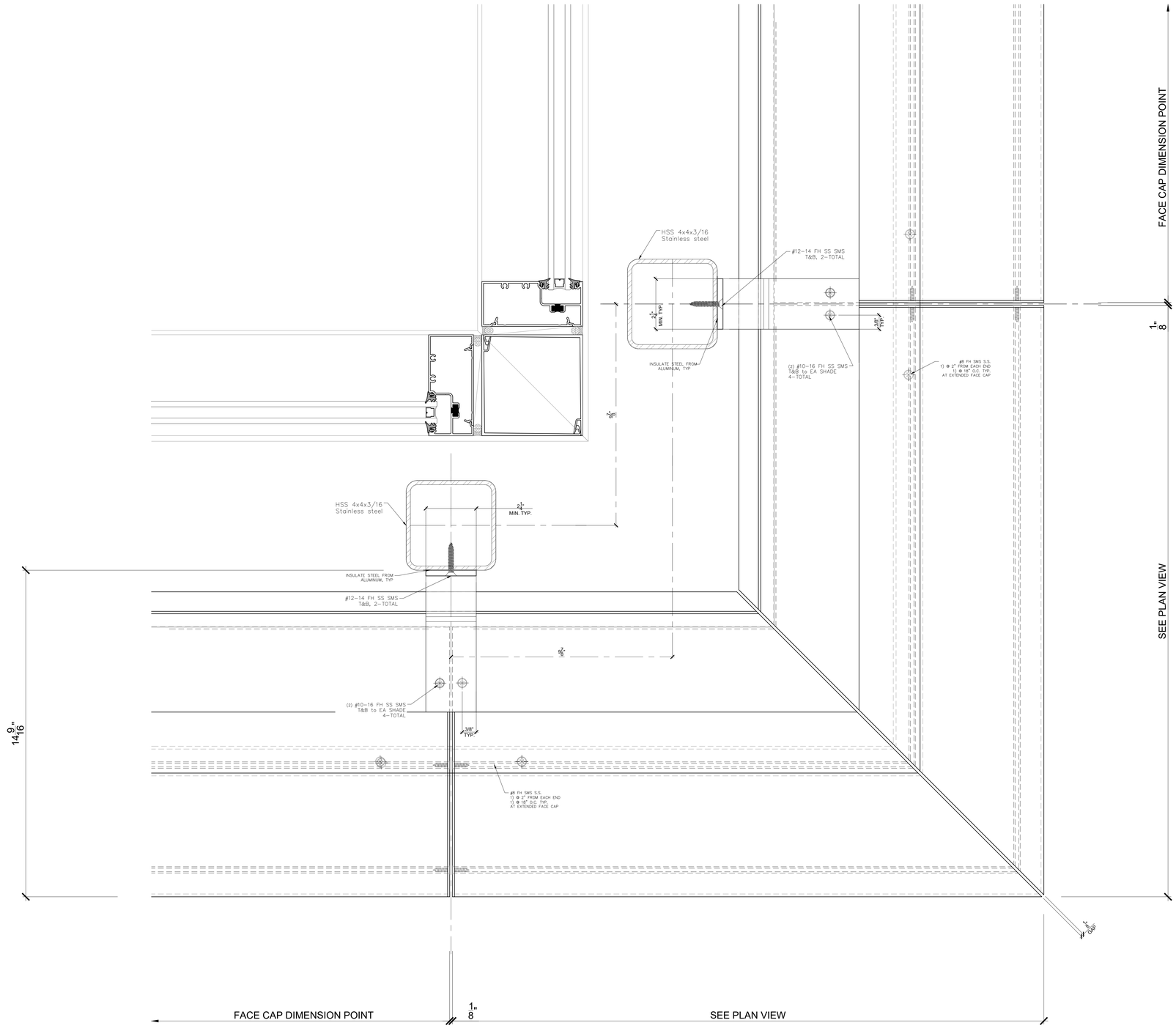

1 HORIZONTAL SUNSHADE CORNER

Arch Ref: ~
Shop Ref: CW4.01~CW4.03
Calc Ref: ~

DSA STAMP

IDENTIFICATION STAMP
DIV. OF THE STATE ARCHITECT
APP: 03-123205 INC: 02
REVIEWED FOR
SS ☑ FLS ☑ ACS ☑
DATE: 02/01/2024

architecture

www.hpiarchitecture.com
115 22nd street
Newport Beach, CA
92663
o: 949.675.6442

SEAL

LICENSED ARCHITECT
AMMAR NAJI SARSAM
C-30902
12/31/2025
RENEWAL DATE
STATE OF CALIFORNIA

CONSULTANTS

arcadia
ARCADIA, INC.
2301 E. Vernon Ave., Vernon, CA 90058
Tel: (323) 269-7300, Fax: (323) 261-9927

REGISTERED PROFESSIONAL ENGINEER
SCOTT WALDROP
SE 3613
EXP. 6/30/25
STRUCTURAL
STATE OF CALIFORNIA

PROJECT TITLE

COMPTON COLLEGE
STUDENT HOUSING

INCREMENT 2 OF 2 - BUILDING & ASSOCIATED SITE WORK

1111 E. ARTESIA BLVD, COMPTON, CA 90221

Compton College

ISSUED

#	DATE	DESCRIPTION
	10/19/2023	DSA BACK CHECK SUBMITTAL

PROJECT IDENTIFICATION

THE DRAWINGS IN THE SHEET INDEX WERE ORIGINALLY CREATED IN AUTODESK REVIT V. 2018 UNLESS OTHERWISE NOTED.

THE ORIGINAL SIZE OF THIS SHEET IS 30" X 42".

THESE DRAWINGS AND SPECIFICATIONS ARE THE PROPERTY AND COPYRIGHT OF THE ARCHITECT AND SHALL NOT BE USED ON ANY OTHER PROJECT OR LOCATIONS EXCEPT AS DESCRIBED ON THE DRAWINGS, WITHOUT WRITTEN AGREEMENT WITH THE ARCHITECT.

© HPI ARCHITECTURE 2022

SHEET TITLE

HORIZONTAL SUNSHADE DETAILS (PLAN VIEW)

SHEET NUMBER

CW8.12

CONSTRUCTION DOCUMENTS

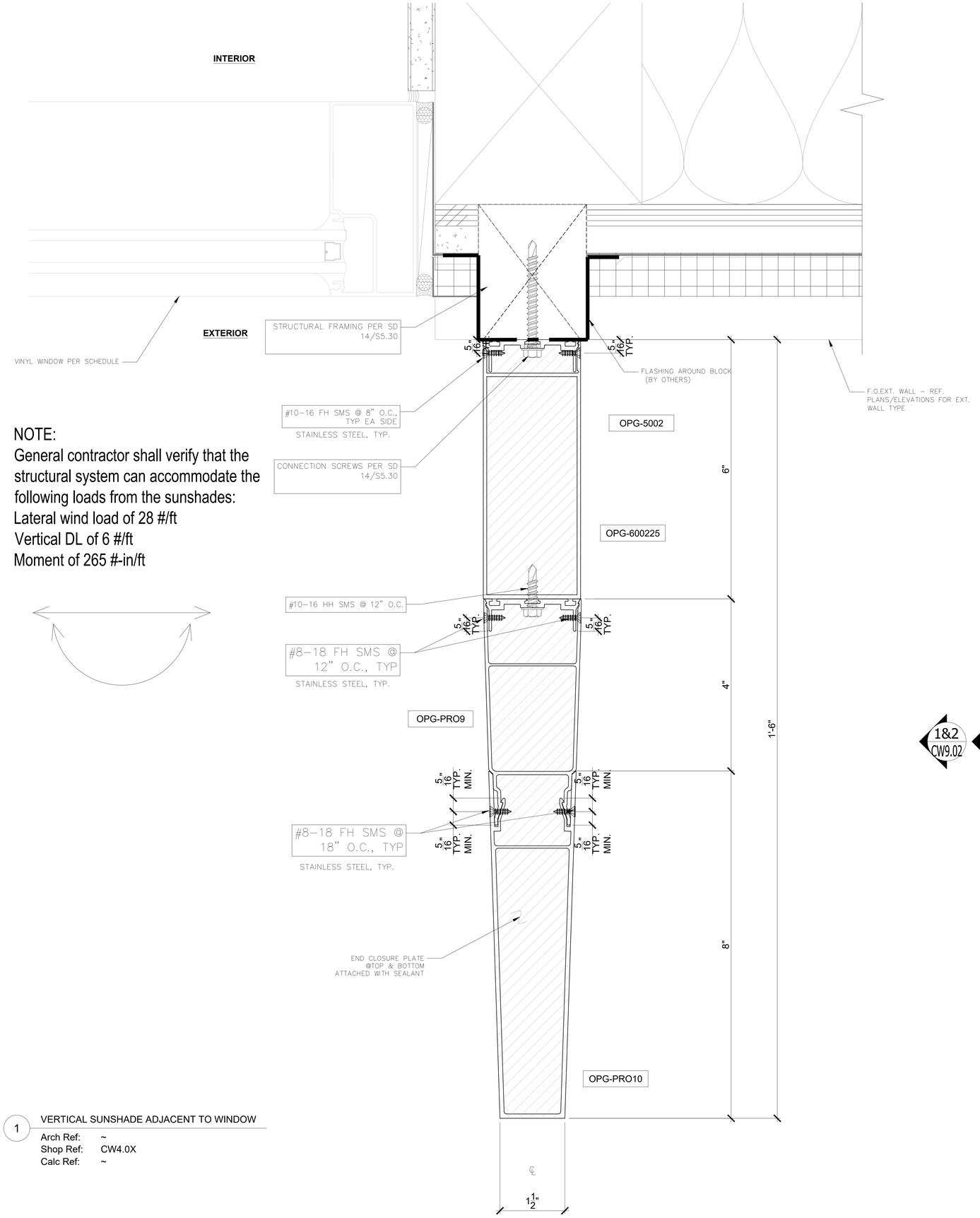

NOTE:
General contractor shall verify that the structural system can accommodate the following loads from the sunshades:
Lateral wind load of 28 #/ft
Vertical DL of 6 #/ft
Moment of 265 #-in/ft

1&2 CW9.02

1 CW9.03

1 VERTICAL SUNSHADE ADJACENT TO WINDOW

Arch Ref: ~
Shop Ref: CW4.0X
Calc Ref: ~

DSA STAMP

IDENTIFICATION STAMP
DIV. OF THE STATE ARCHITECT
APP: 03-123205 INC: 02
REVIEWED FOR
SS ☑ FLS ☑ ACS ☑
DATE: 02/01/2024

HPI architecture
www.hpiarchitecture.com
115 22nd street
Newport Beach, CA
92663
o: 949.675.6442

SEAL

LICENSED ARCHITECT
AMMAR NAJI SARSAM
C-30902
12/31/2025
RENEWAL DATE
STATE OF CALIFORNIA

CONSULTANTS

arcadia
ARCADIA, INC.
2301 E. Vernon Ave., Vernon, CA 90058
Tel: (323) 269-7300, Fax: (323) 261-9927

SCOTT WALLACE
SE 3613
EXP. 6/30/25
STRUCTURAL
STATE OF CALIFORNIA

PROJECT TITLE
COMPTON COLLEGE
STUDENT HOUSING
INCREMENT 2 OF 2 - BUILDING & ASSOCIATED SITE WORK
1111 E. ARTESIA BLVD, COMPTON, CA 90221

Compton College

ISSUED

#	DATE	DESCRIPTION
	10/19/2023	DSA BACK CHECK SUBMITTAL

PROJECT IDENTIFICATION

THE DRAWINGS IN THE SHEET INDEX WERE ORIGINALLY CREATED IN AUTODESK REVIT V. 2018 UNLESS OTHERWISE NOTED.

THE ORIGINAL SIZE OF THIS SHEET IS 30" X 42".

THESE DRAWINGS AND SPECIFICATIONS ARE THE PROPERTY AND COPYRIGHT OF THE ARCHITECT AND SHALL NOT BE USED ON ANY OTHER PROJECT OR LOCATIONS EXCEPT AS DESCRIBED ON THE DRAWINGS, WITHOUT WRITTEN AGREEMENT WITH THE ARCHITECT.

© HPI ARCHITECTURE 2022

SHEET TITLE

VERTICAL SUNSHADE DETAILS

SHEET NUMBER

CW9.01

CONSTRUCTION DOCUMENTS

1 VERTICAL SUNSHADE @TOP

Arch Ref: ~
Shop Ref: CW4.0X
Calc Ref: ~

NOTE:
General contractor shall verify that the structural system can accommodate the following loads from the sunshades:
Lateral wind load of 28 #/ft
Vertical DL of 6 #/ft
Moment of 265 #-in/ft

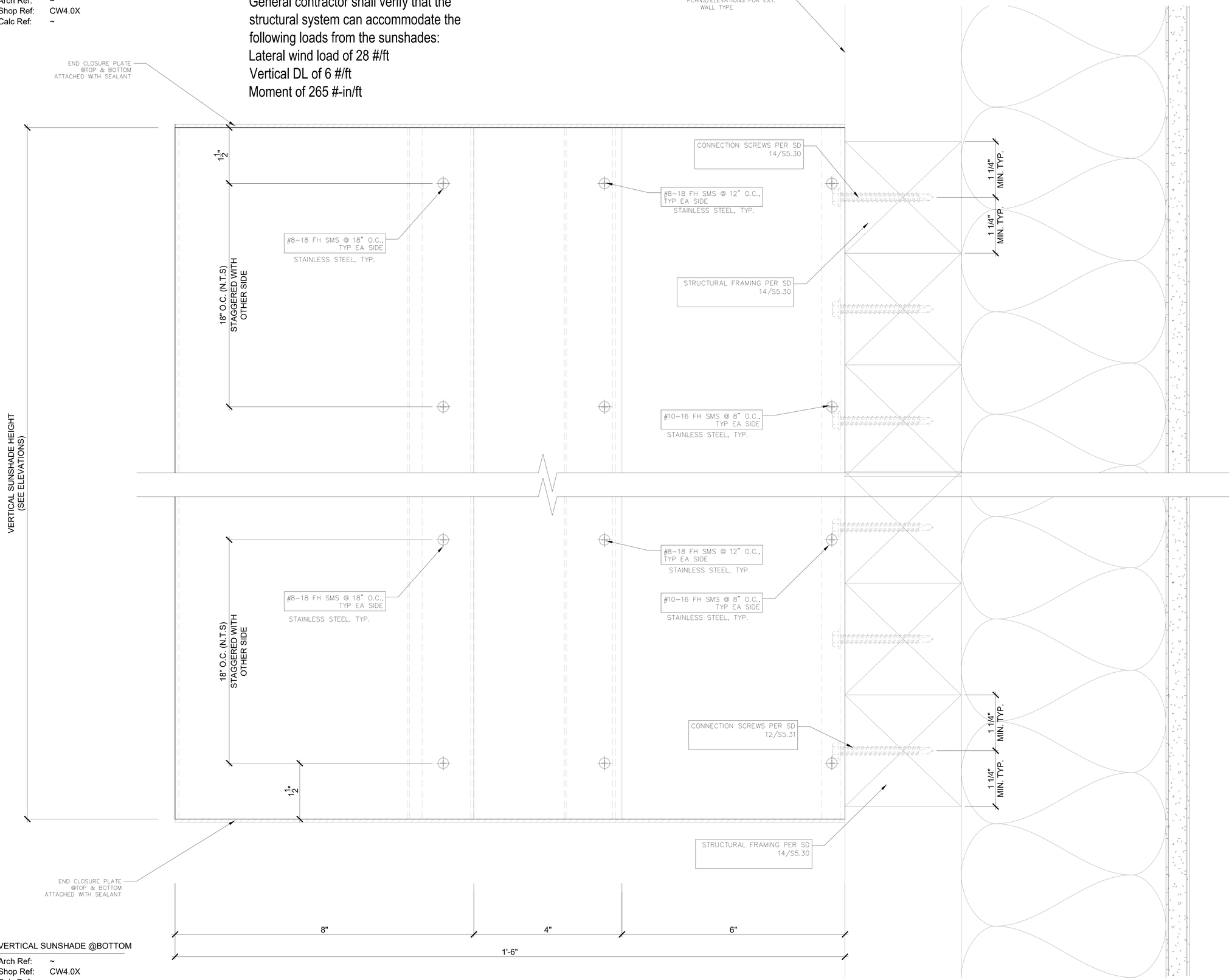

2 VERTICAL SUNSHADE @BOTTOM

Arch Ref: ~
Shop Ref: CW4.0X
Calc Ref: ~

DSA STAMP

IDENTIFICATION STAMP
DIV. OF THE STATE ARCHITECT
APP: 03-123205 INC: 02
REVIEWED FOR
SS ☑ FLS ☑ ACS ☑
DATE: 02/01/2024

HPI architecture
www.hpiarchitecture.com
115 22nd street
Newport Beach, CA
92663
o: 949.675.6442

SEAL

LICENSED ARCHITECT
AMMAR NAJI SARSAM
C-30902
12/31/2025
RENEWAL DATE
STATE OF CALIFORNIA

CONSULTANTS

ARCADIA, INC.
2301 E. Vernon Ave., Vernon, CA 90058
Tel: (323) 269-7300, Fax: (323) 261-9927

REGISTERED PROFESSIONAL ENGINEER
SCOTT WALLACE
SE 3613
EXP. 6/30/25
STRUCTURAL
STATE OF CALIFORNIA

PROJECT TITLE
COMPTON COLLEGE STUDENT HOUSING
INCREMENT 2 OF 2 - BUILDING & ASSOCIATED SITE WORK
1111 E. ARTESIA BLVD, COMPTON, CA 90221

Compton College

ISSUED		
#	DATE	DESCRIPTION
	10/19/2023	DSA BACK CHECK SUBMITTAL

PROJECT IDENTIFICATION

THE DRAWINGS IN THE SHEET INDEX WERE ORIGINALLY CREATED IN AUTODESK REVIT V. 2018 UNLESS OTHERWISE NOTED.

THE ORIGINAL SIZE OF THIS SHEET IS 30" X 42".

THESE DRAWINGS AND SPECIFICATIONS ARE THE PROPERTY AND COPYRIGHT OF THE ARCHITECT AND SHALL NOT BE USED ON ANY OTHER PROJECT OR LOCATIONS EXCEPT AS DESCRIBED ON THE DRAWINGS, WITHOUT WRITTEN AGREEMENT WITH THE ARCHITECT.

© HPI ARCHITECTURE 2022

SHEET TITLE

VERTICAL SUNSHADE DETAILS

SHEET NUMBER

CW9.02

CONSTRUCTION DOCUMENTS

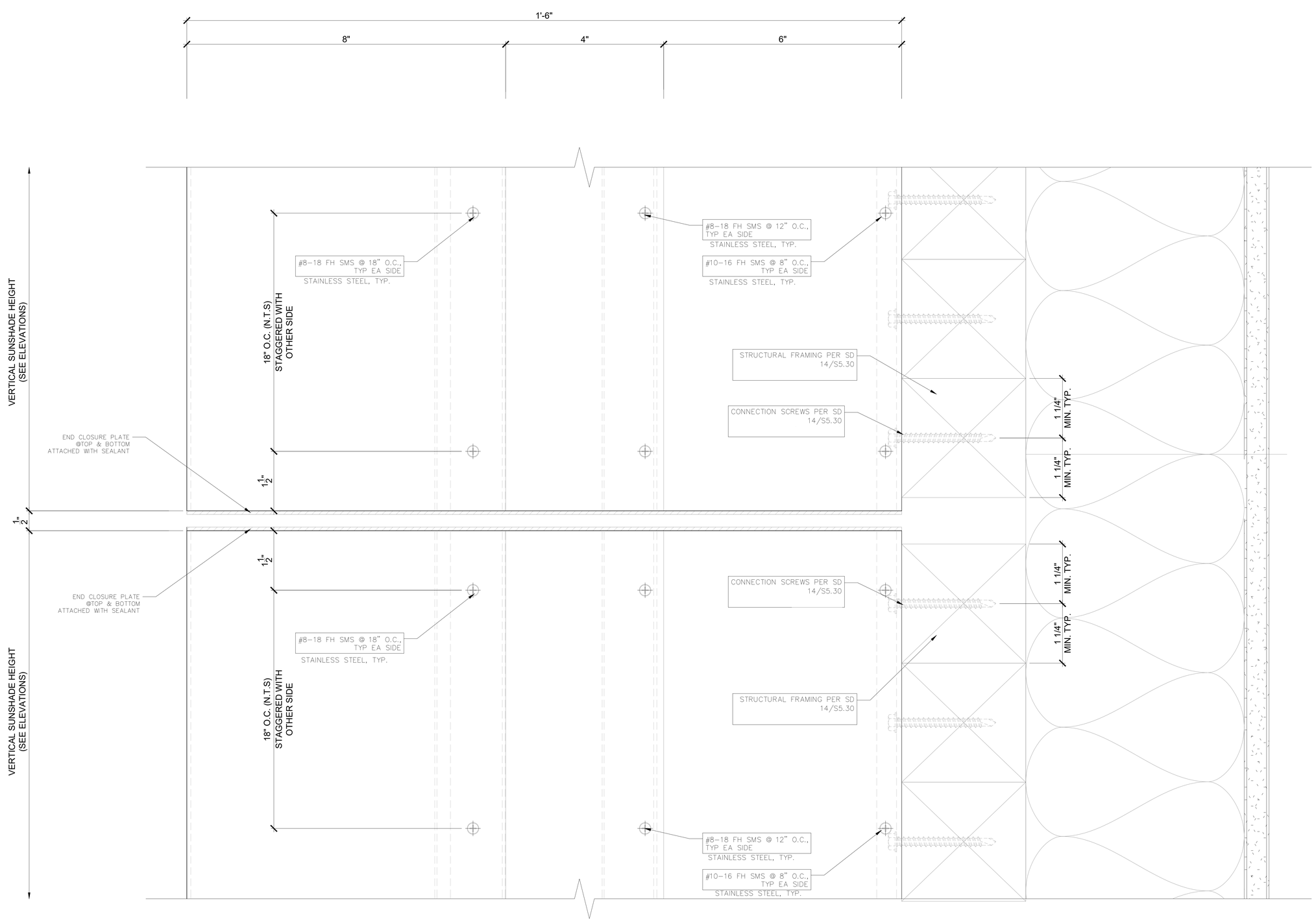

1 VERTICAL SUNSHADE @GAP IN BETWEEN TWO STORY SHADE

Arch Ref: ~
Shop Ref: CW4.0X
Calc Ref: ~

DSA STAMP

IDENTIFICATION STAMP
DIV. OF THE STATE ARCHITECT
APP: 03-123205 INC: 02
REVIEWED FOR
SS ☑ FLS ☑ ACS ☑
DATE: 02/01/2024

hpi architecture
www.hpiarchitecture.com
115 22nd street
Newport Beach, CA
92663
o: 949.675.6442

SEAL

LICENSED ARCHITECT
AMMAR NAJI SARSAM
C-30902
12/31/2025
RENEWAL DATE
STATE OF CALIFORNIA

CONSULTANTS

arcadia
ARCADIA, INC.
2301 E. Vernon Ave., Vernon, CA 90058
Tel: (323) 269-7300, Fax: (323) 261-9927

REGISTERED PROFESSIONAL ENGINEER
SCOTT WALLACE
SE 3613
EXP. 6/30/25
STRUCTURAL
STATE OF CALIFORNIA

PROJECT TITLE

COMPTON COLLEGE
STUDENT HOUSING

INCREMENT 2 OF 2 - BUILDING & ASSOCIATED SITE WORK

1111 E. ARTESIA BLVD, COMPTON, CA 90221

Compton College

ISSUED

#	DATE	DESCRIPTION
	10/19/2023	DSA BACK CHECK SUBMITTAL

PROJECT IDENTIFICATION

THE DRAWINGS IN THE SHEET INDEX WERE ORIGINALLY CREATED IN AUTODESK REVIT V. 2018 UNLESS OTHERWISE NOTED.

THE ORIGINAL SIZE OF THIS SHEET IS 30" X 42".

THESE DRAWINGS AND SPECIFICATIONS ARE THE PROPERTY AND COPYRIGHT OF THE ARCHITECT AND SHALL NOT BE USED ON ANY OTHER PROJECT OR LOCATIONS EXCEPT AS DESCRIBED ON THE DRAWINGS, WITHOUT WRITTEN AGREEMENT WITH THE ARCHITECT.

© HPI ARCHITECTURE 2022

SHEET TITLE

VERTICAL SUNSHADE
DETAILS

SHEET NUMBER

CW9.03

CONSTRUCTION DOCUMENTS

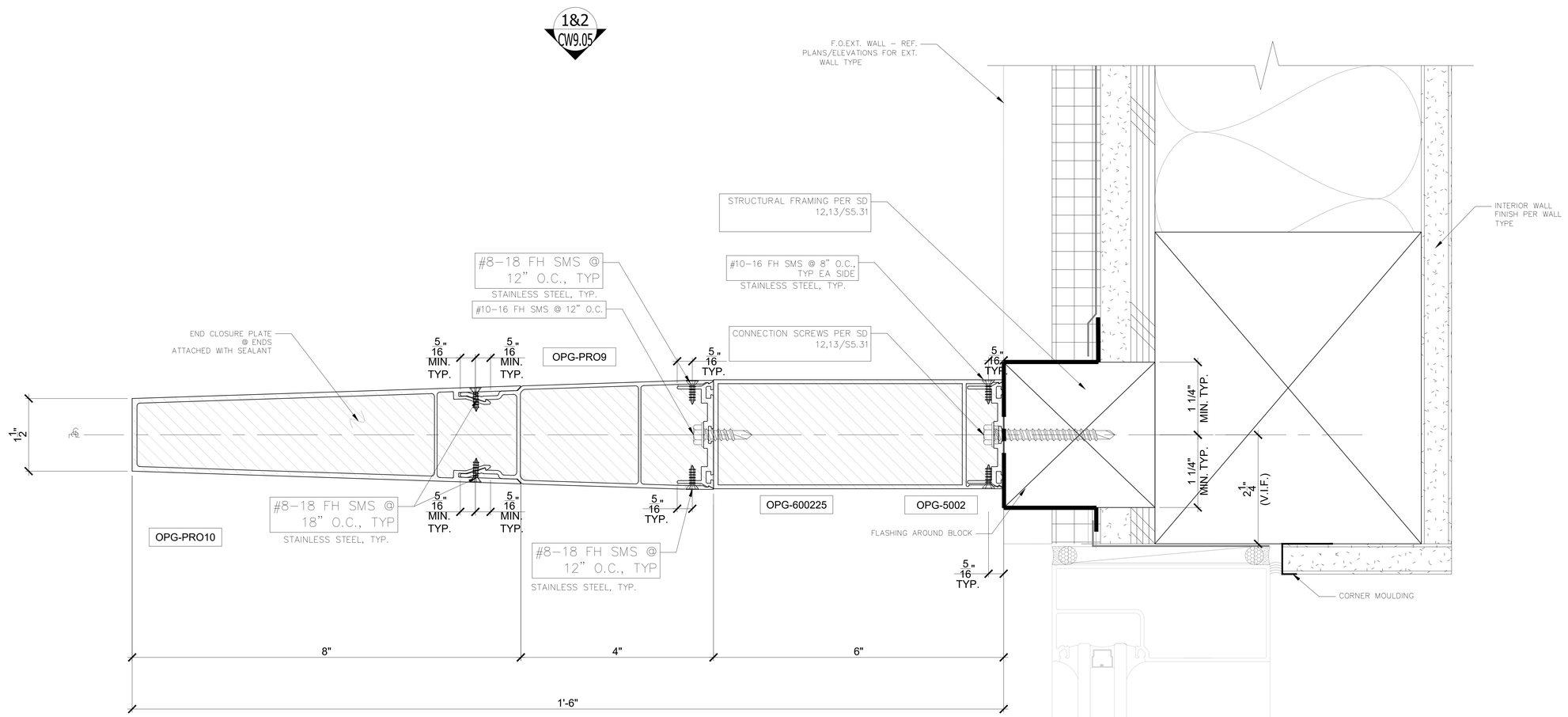

1 HORIZONTAL SUNSHADE ABOVE WINDOW

Arch Ref: ~
Shop Ref: CW4.0X
Calc Ref: ~

DSA STAMP

IDENTIFICATION STAMP
DIV. OF THE STATE ARCHITECT
APP: 03-123205 INC: 02
REVIEWED FOR
SS ☑ FLS ☑ ACS ☑
DATE: 02/01/2024

hpi architecture
www.hpiarchitecture.com
115 22nd street
Newport Beach, CA
92663
o: 949.675.6442

SEAL

LICENSED ARCHITECT
AMMAR NAJI SARSAM
C-30902
12/31/2025
RENEWAL DATE
STATE OF CALIFORNIA

CONSULTANTS

arcadia
ARCADIA, INC.
2301 E. Vernon Ave., Vernon, CA 90058
Tel: (323) 269-7300, Fax: (323) 261-9927

REGISTERED PROFESSIONAL ENGINEER
SCOTT WOLDER
SE 3613
EXP. 6/30/25
STRUCTURAL
STATE OF CALIFORNIA

PROJECT TITLE

COMPTON COLLEGE STUDENT HOUSING

INCREMENT 2 OF 2 - BUILDING & ASSOCIATED SITE WORK

1111 E. ARTESIA BLVD, COMPTON, CA 90221

Compton College

ISSUED		
#	DATE	DESCRIPTION
	10/19/2023	DSA BACK CHECK SUBMITTAL

PROJECT IDENTIFICATION

THE DRAWINGS IN THE SHEET INDEX WERE ORIGINALLY CREATED IN AUTODESK REVIT V. 2018 UNLESS OTHERWISE NOTED.

THE ORIGINAL SIZE OF THIS SHEET IS 30" X 42".

THESE DRAWINGS AND SPECIFICATIONS ARE THE PROPERTY AND COPYRIGHT OF THE ARCHITECT AND SHALL NOT BE USED ON ANY OTHER PROJECT OR LOCATIONS EXCEPT AS DESCRIBED ON THE DRAWINGS, WITHOUT WRITTEN AGREEMENT WITH THE ARCHITECT.

© HPI ARCHITECTURE 2022

SHEET TITLE

HORIZONTAL SUNSHADE DETAILS

SHEET NUMBER

CW9.04

CONSTRUCTION DOCUMENTS

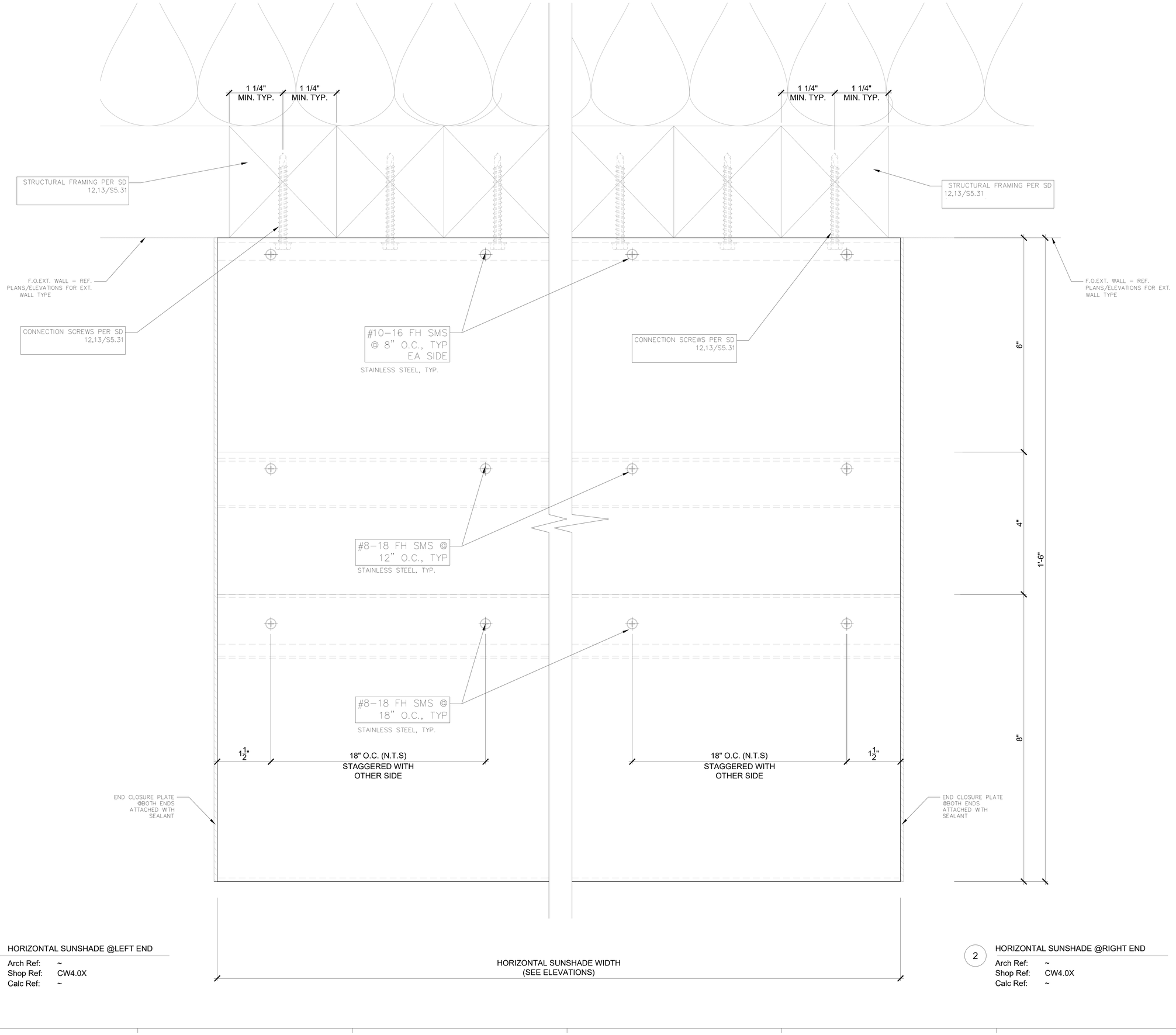

1 HORIZONTAL SUNSHADE @LEFT END

Arch Ref: ~
Shop Ref: CW4.0X
Calc Ref: ~

2 HORIZONTAL SUNSHADE @RIGHT END

Arch Ref: ~
Shop Ref: CW4.0X
Calc Ref: ~

DSA STAMP

IDENTIFICATION STAMP
DIV. OF THE STATE ARCHITECT
APP: 03-123205 INC: 02
REVIEWED FOR
SS ☑ FLS ☑ ACS ☑
DATE: 02/01/2024

www.hpiarchitecture.com
115 22nd street
Newport Beach, CA
92663
o: 949.675.6442

SEAL

LICENSED ARCHITECT
AMMAR NAJI SARSAM
C-30902
12/31/2025
RENEWAL DATE
STATE OF CALIFORNIA

CONSULTANTS

ARCADIA, INC.
2301 E. Vernon Ave., Vernon, CA 90058
Tel: (323) 269-7300, Fax: (323) 261-9927

REGISTERED PROFESSIONAL ENGINEER
SCOTT WALLACE
SE 3613
EXP. 6/30/25
STRUCTURAL
STATE OF CALIFORNIA

PROJECT TITLE

COMPTON COLLEGE STUDENT HOUSING

INCREMENT 2 OF 2 - BUILDING & ASSOCIATED SITE WORK

1111 E. ARTESIA BLVD, COMPTON, CA 90221

ISSUED		
#	DATE	DESCRIPTION
	10/19/2023	DSA BACK CHECK SUBMITTAL

PROJECT IDENTIFICATION

THE DRAWINGS IN THE SHEET INDEX WERE ORIGINALLY CREATED IN AUTODESK REVIT V. 2018 UNLESS OTHERWISE NOTED.

THE ORIGINAL SIZE OF THIS SHEET IS 30" X 42".

THESE DRAWINGS AND SPECIFICATIONS ARE THE PROPERTY AND COPYRIGHT OF THE ARCHITECT AND SHALL NOT BE USED ON ANY OTHER PROJECT OR LOCATIONS EXCEPT AS DESCRIBED ON THE DRAWINGS, WITHOUT WRITTEN AGREEMENT WITH THE ARCHITECT.

© HPI ARCHITECTURE 2022

SHEET TITLE

HORIZONTAL SUNSHADE DETAILS

SHEET NUMBER

CW9.05

CONSTRUCTION DOCUMENTS

12/20/2023 3:37:14 PM Autodesk Docs://Compton College Student Housing/Compton College Student Housing_MEP.rvt

COMPTON COLLEGE STUDENT HOUSING
1111 EAST ARTESIA BLVD
COMPTON, CA 90221

PROJECT DESCRIPTION

THIS IS AN IN-BUILDING DISTRIBUTED ANTENNA SYSTEM (DAS) TO SUPPORT EMERGENCY RESPONDER RADIO SIGNAL. IT CONSISTS OF A BI-DIRECTIONAL AMPLIFIER, BATTERY BACKUP UNIT, DONOR ANTENNA, IN-BUILDING ANTENNAS, RF SPLITTER/COUPLERS, 1.2" COAXIAL CABLE, CONNECTORS AND JUMPERS.

UHF SERVICES FOR COMPTON WILL BE ENHANCED WITH A CLASS A BDA. THE SYSTEM WILL BE INSTALLED IN ACCORDANCE WITH COMPTON ERRCS REQUIREMENTS, CFC SECTION 510 2019, AND FCC SECTION 90.219 SIGNAL BOOSTER REQUIREMENTS.

COMPTON COLLEGE STUDENT HOUSING IS A 3 STORY MULTI-FAMILY BUILDING.
BUILDING IS FULLY SPRINKLERED AND FIRE ALARM IS PROVIDED BY OTHERS.

Comba
keeps you connected

THIS IS TO CERTIFY THAT

Charles Ballard

HAS SUCCESSFULLY COMPLETED THE REQUIRED TRAINING, AND IS CERTIFIED TO INSTALL AND COMMISSION COMBA CRITICALPOINT™ BDA PUBLIC SAFETY EQUIPMENT

Augustin Chang, President — 1/13/2020 Date

UNITED STATES OF AMERICA
FEDERAL COMMUNICATIONS COMMISSION

General Radiotelephone Operator License

BALLARD, CHARLES Z
2513 ELMIRA STREET
AURORA, CO 80010

FCC Registration Number (FRN): 0028175123

Special Conditions / Endorsements
Ship Radar Endorsement.

Grant Date	Effective Date	Print Date	Expiration Date
01-30-2019	11-26-2019	11-27-2019	
File Number	**Serial Number**	**Date of Birth**	
0008894639	PG00060809	05-20-1973	

THIS LICENSE IS NOT TRANSFERABLE

(Licensee's Signature) FCC 605-FRC - May 2007

SHEET INDEX:

SHEET	DESCRIPTION
ER0.01	GENERAL NOTES AND SHEET INDEX
ER0.02	GENERAL NOTES AND LEGENDS
ER0.03	SINGLE LINE DIAGRAM
ER2.10	FLOOR PLAN - LEVEL 1
ER2.20	FLOOR PLAN - LEVEL 2
ER2.30	FLOOR PLAN - LEVEL 3
ER2.40	FLOOR PLAN - ROOF LEVEL
ER2.50	STARLIGHT RESERVOIR LINK BUDGET UHF
ER2.60	SPECIFICATIONS
ER2.61	SPECIFICATIONS
ER2.62	SPECIFICATIONS
ER2.63	SPECIFICATIONS
ER2.70	FLOOR PLAN - LEVEL 1
ER2.80	FLOOR PLAN - LEVEL 2
ER2.90	FLOOR PLAN - LEVEL 3
ER3.10	DETAILS
ER3.11	DETAILS
ER3.12	DETAILS
ER3.20	HORIZONTAL LINK BUDGET
ER3.30	EQUIPMENT LIST REPORT

City of Compton
Fire Department

APPROVED
RD Simpoom
DATE 2/9/2024

FIRE PREVENTION BUREAU
(X) Subject to field inspection approval
( ) Subject to corrections on plans
( ) Subject to compliance/sheet requirement
( ) Conceptual approval only
( ) No field inspection required

GENERAL NOTES

1. DAS WILL HAVE AT LEAST 20DB ISOLATION BETWEEN DONOR AND SERVING ANTENNAS.
2. SYSTEM ELECTRONIC COMPONENTS WILL BE HOUSED IN NEMA4 RATED ENCLOSURES.
3. CRITICAL AREAS ARE DEFINED AS THE FIRE COMMAND CENTER, FIRE PUMP ROOM, ELEVATOR LOBBIES, AND STAIRWELLS. CRITICAL AREAS ARE INDICATED ON DESIGN LAYOUT PLANS.
4. MOTOROLA R56 GROUNDING WILL BE ADHERED TO FOR THIS SYSTEM.
5. APPROPRAITE FIRE CABLE RATING WILL BE INSTALLED FOR PLENUM, RISER AND UV RATED PATHWAYS. ADDITIONAL PROTECTION FOR 2-HOUR RATED PATHWAY REQUIREMENTS WILL ALSO BE APPLIED.
6. SYSTEM SUPPORTS FUTURE EXPANSION.
7. ALL PENETRATIONS THROUGH FIRE RATED BARRIERS WILL BE STOPPED IN ACCORDANCE WITH APPLICABLE BUILDING CODE.
8. DAS HAS 2 INDEPENDENT POWER SUPPLIES. DEDICATED AC POWER AND BATTERY BACK-UP. UPON LOSS OF PRIMARY POWER, SYSTEM WILL SWITCH OVER TO SECONDARY BATTERY BACKUP.
9. FIRE ALARM SYSTEM PROVIDED BY OTHERS.
10. PLANS DEPICT GENERAL LOCATION OF COMPONENTS. FINAL COMPONENT LOCATIONS WILL BE BASED ON COORDINATION WITH OTHER TRADES AND EQUIPMENT PLACEMENT.
11. CABLE AND COMPONENTS WILL BE PROPERLY SUPPORTED.
12. MAXIMUM ALLOWABLE UPLINK GAIN IS 65 DB.

ACCEPTANCE TESTING PROCEDURE

SEE LOCAL CODE PAGES FOR FULL REQUIREMENTS - SECTION (IV)(D) OF REQUIREMENTS.

ANNUAL TESTING IS REQUIRED FOR THIS SYSTEM. BUILDING OWNER ASSUMES RESPONSIBILITY FOR THIS WORK.
DOCUMENTATION OF ACCEPTANCE TESTING WILL BE COLLECTED, CATALOGUED, AND STORED ON SITE IN A DOCUMENT BOX LOCATED NEAR THE BDA. A COPY WILL ALSO BE SUBMITTED TO THE AHJ.

GRID SIZE IS SET TO PROVIDE AT LEAST 20 EQUAL SIZE GRID TEST LOCATIONS PER LAYOUT PLAN. EACH GRID WILL BE A MAXIMUM OF 40'X40' (1600 SF). CRITICAL AREAS WILL BE TESTED IN ADDITION TO EACH GRID LOCATION.
DOWNLINK AND UPLINK SIGNAL WILL BE TESTED WITH A CALIBRATED RADIO. PASSING SIGNAL REQUIREMENT IS -95DBM RSSI OR GREATER FOR EACH GRID. EACH FLOOR MUST HAVE 95% OF TOTAL GRIDS WITH PASSING RESULTS AND 99% CRITICAL AREAS WITH PASSING RESULTS FOR A FLOOR TO BE CONSIDERED PASSING.
AN ISOLATION TEST SHALL BE PERFORMED AND DOCUMENTED TO ASSURE 20 DB OR GREATER ISOLATION BETWEEN THE DONOR AND SERVING ANTENNAS. THIS TEST IS PERFORMED BY INJECTING A SIGNAL INTO THE SERVER COAX LINE AND RECORDING THE DELTA OF THE RECEIVED VALUE OF THAT SIGNAL THROUGH THE DONOR COAX LINE. THE MAXIMUM GAIN SETTING ON THE BDA MUST BE 20 DB LESS THAN THE RECORDED ISOLATION DELTA.

SYSTEM MONITORING

THE DAS WILL BE MONITORED BY CONNECTION TO THE FIRE ALARM CONTROL PANEL (FACP).

THE SYSTEM WILL REPORT THE FOLLOWING ALARMS TO THE FACP. (1) NORMAL AC POWER, (2) LOSS OF NORMAL AC POWER, (3) BATTERY CHARGER FAILURE, (4) LOW BATTERY CAPACITY <30%, (5) UHF DONOR ANTENNA MALFUNCTION, AND (6) UHF SIGNAL BOOSTER FAIL.

THE ERRCS SHALL NOT BE POWERED ON PRIOR TO THE FINAL INSPECTION BY THE FIRE CODE OFFICIAL, UNLESS IT IS EMPLOYED ON A NON-RADIATING LOAD AND NOT ON A LIVE ANTENNA SYSTEM.

THE ERRCS SHALL BE APPROVED BY THE FIRE CODE OFFICIAL. APPROVED PLANS AND ASSOCIATED DOCUMENTATION SHALL BE RETAINED ON SITE DURING INSTALLATION AND FOR THE LIFE OF THE SYSTEM. SAID PLANS AND DOCUMENTATION SHALL BE AVAILABLE AT THE REQUEST OF THE FIRE CODE OFFICIAL AND LOCATED AS REQUIRED BY THE FIRE CODE OFFICIAL.

ERRCS FAILURE - REQUIRED RESPONSE. IN THE EVENT OF A SERVICE-AFFECTING FAILURE OF ANY PORTION OF THE ERRCS, AN INITIAL EVALUATION SHALL BE MADE BY A QUALIFIED TECHNICIAN WITHIN 24 HOURS, AND REPAIRS SHALL BE COMPLETED WITHIN 5 WORKING DAYS. THE BUILDING OWNER OR DESIGNEE SHALL NOTIFY THE JURISDICTIONAL FIRE AND POLICE AGENCY DISPATCH CENTERS WITHIN 8 HOURS OF ANY SERVICE-AFFECTING OUTAGE.

DSA STAMP

hpi architecture
www.hpiarchitecture.com
115 22nd street
Newport Beach, CA
92663
o: 949.675.6442

SEAL

LICENSED ARCHITECT
AMMAR NAJI SARSAM
C-30902
12/31/2025
RENEWAL DATE
STATE OF CALIFORNIA

A# 03-123205 INC: 02

CONSULTANTS

P2S ENG
Long Beach // Irvine // Los Angeles
San Diego // San Jose // Seattle
p2sinc.com

REGISTERED PROFESSIONAL ENGINEER
No. E22224
Bryant Irazabal
ELECTRICAL
STATE OF CALIFORNIA

PROJECT TITLE
COMPTON COLLEGE STUDENT HOUSING
INCREMENT 2 OF 2 - BUILDING & ASSOCIATED SITE WORK
1111 E. ARTESIA BLVD., COMPTON, CA 90221

Compton College

ISSUED		
#	DATE	DESCRIPTION
	10/19/2023	DSA BACKCHECK SUBMITTAL
	12/20/2023	ERRCS DRAWING SUBMITTAL
A	03/01/2024	REVISION A

PROJECT IDENTIFICATION
THE DRAWINGS IN THE SHEET INDEX WERE ORIGINALLY CREATED IN AUTODESK REVIT V. 2018 UNLESS OTHERWISE NOTED.

THE ORIGINAL SIZE OF THIS SHEET IS 30" X 42".

THESE DRAWINGS AND SPECIFICATIONS ARE THE PROPERTY AND COPYRIGHT OF THE ARCHITECT AND SHALL NOT BE USED ON ANY OTHER PROJECT OR LOCATIONS EXCEPT AS DESCRIBED ON THE DRAWINGS, WITHOUT WRITTEN AGREEMENT WITH THE ARCHITECT.

© HPI ARCHITECTURE 2022

SHEET TITLE
GENERAL NOTES AND SHEET INDEX

SHEET NUMBER
ER0.01
A

CONSTRUCTION DOCUMENTS

12/20/2023 3:37:17 PM Autodesk Docs://Compton College Student Housing/Compton College Student Housing_MEP.rvt

Compton College Student Housing

1111 E. ARTESIA BLVD
COMPTON, CA 90221

12/13/2023

Downlink	Uplink	Type	Sites	ERP (W)
482.2500	485.2500	Conventional	1	30
482.4500	485.4500	Conventional	1	30

Assumptions

UHF Public Safety:
- **Please verify UHFfrequencies with local AHJ**
- **2x UHF Channels**
- **-75 dBm Off Air per Channel Minimum**
- **-95 dBm Requirement**

BDA, BBU, and Risers are located as shown.
Donor antenna position for illustrative purposes only. Actual location and azimuth must be determined according Donor Site location. Please contact AHJ!

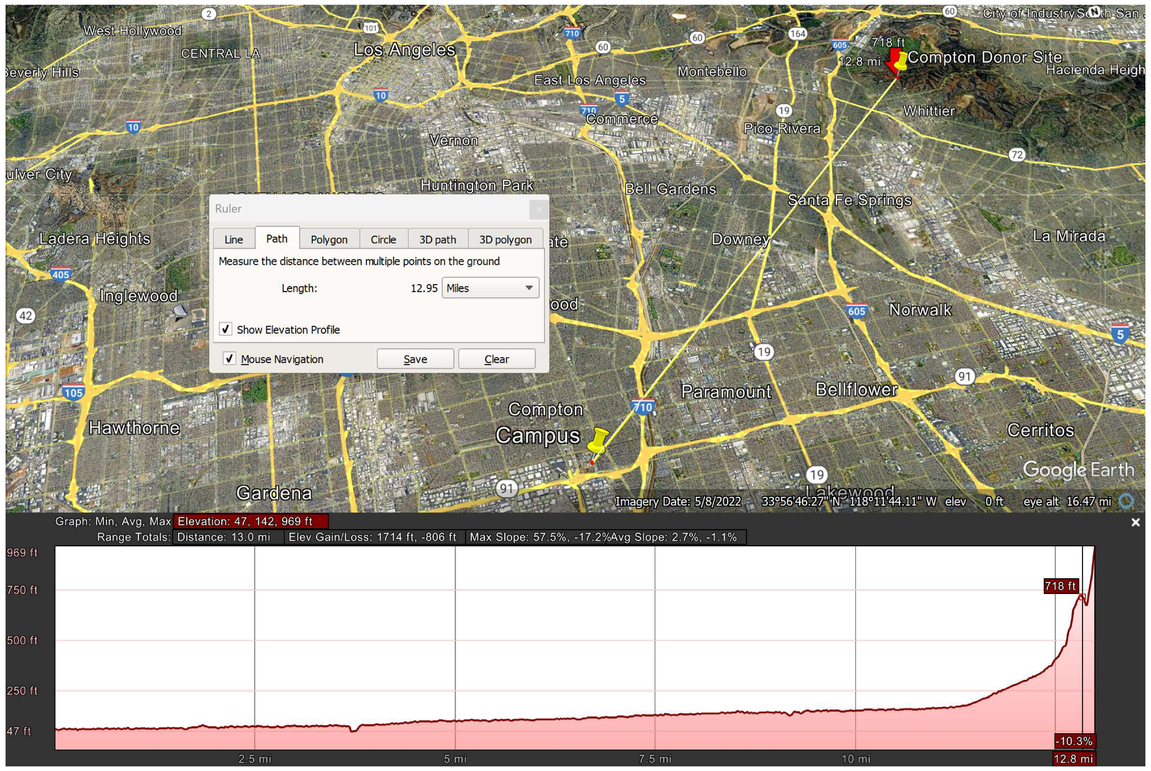

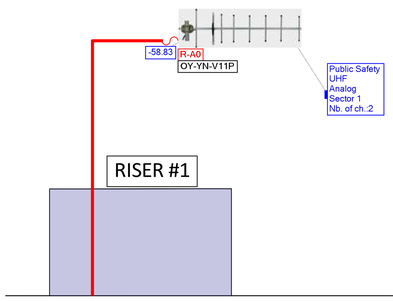

Roof

Calculations legend
Public Safety - UHF - Analog
Power/Channel [dBm]

Cables legend
ICA12-50JPLLR
JS-NMNF1.5F-R141
JS-NMNM3F-R141
JS-NMNM6F-R141

DSA STAMP

hpi architecture
www.hpiarchitecture.com
115 22nd street
Newport Beach, CA
92663
o: 949.675.6442

SEAL

LICENSED ARCHITECT AMMAR NAJI SARSAM C-30902 12/31/2025 RENEWAL DATE STATE OF CALIFORNIA

A# 03-123205 INC: 02

CONSULTANTS

P2S ENG
Long Beach // Irvine // Los Angeles
San Diego // San Jose // Seattle
p2sinc.com

REGISTERED PROFESSIONAL ENGINEER No. E32222 Bryant Szeto ELECTRICAL STATE OF CALIFORNIA

PROJECT TITLE
COMPTON COLLEGE STUDENT HOUSING
INCREMENT 2 OF 2 - BUILDING & ASSOCIATED SITE WORK
1111 E. ARTESIA BLVD., COMPTON, CA 90221

Compton College

ISSUED

#	DATE	DESCRIPTION
	10/19/2023	DSA BACKCHECK SUBMITTAL
	12/20/2023	ERRCS DRAWING SUBMITTAL
A	03/01/2024	REVISION A

PROJECT IDENTIFICATION

THE DRAWINGS IN THE SHEET INDEX WERE ORIGINALLY CREATED IN AUTODESK REVIT V. 2018 UNLESS OTHERWISE NOTED.

THE ORIGINAL SIZE OF THIS SHEET IS 30" X 42".

THESE DRAWINGS AND SPECIFICATIONS ARE THE PROPERTY AND COPYRIGHT OF THE ARCHITECT AND SHALL NOT BE USED ON ANY OTHER PROJECT OR LOCATIONS EXCEPT AS DESCRIBED ON THE DRAWINGS, WITHOUT WRITTEN AGREEMENT WITH THE ARCHITECT.

© HPI ARCHITECTURE 2022

SHEET TITLE
GENERAL NOTES AND LEGENDS

SHEET NUMBER
ER0.02

A

CONSTRUCTION DOCUMENTS

12/20/2023 3:37:21 PM Autodesk Docs://Compton College Student Housing/Compton College Student Housing_MEP.rvt

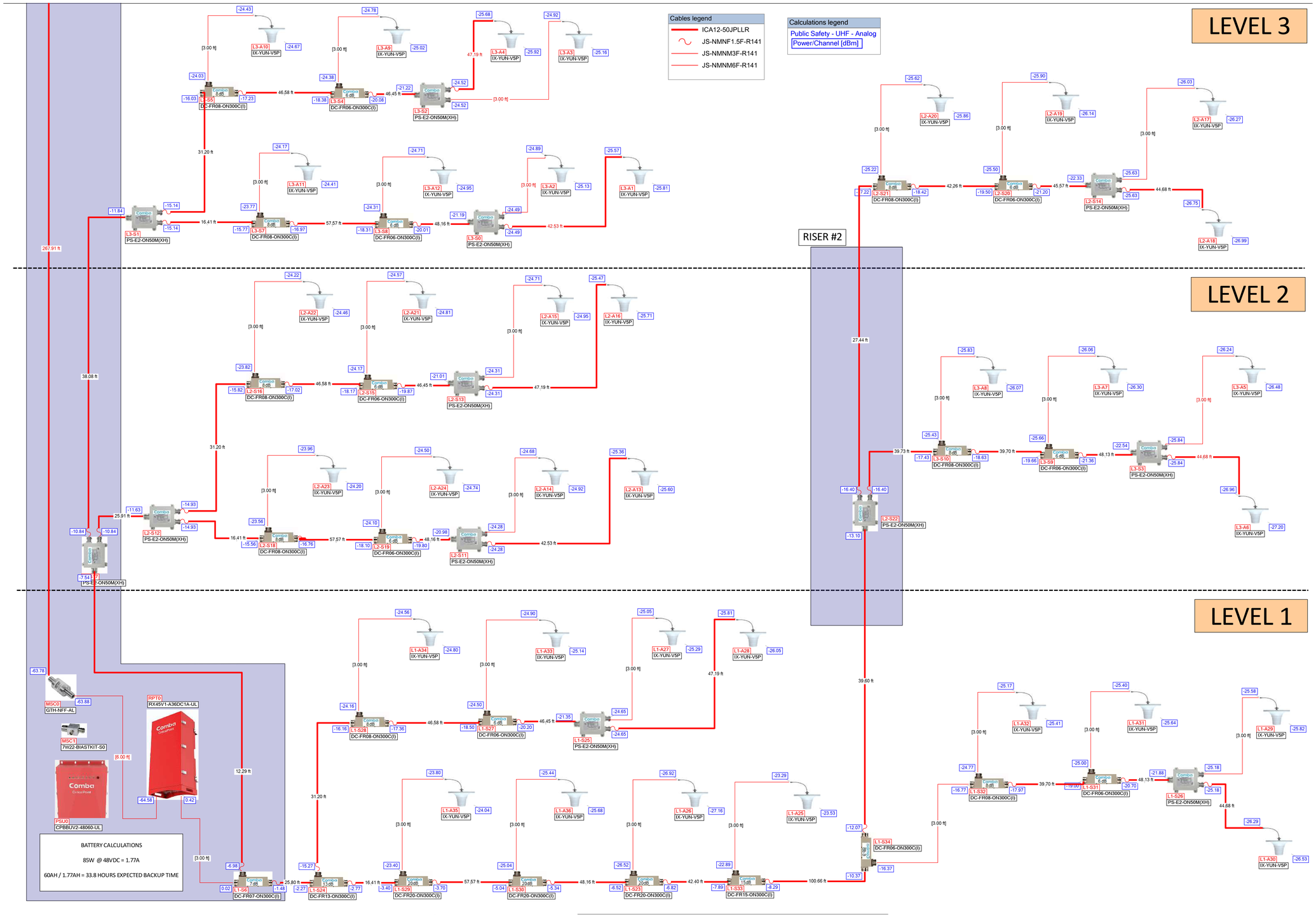

DSA STAMP

architecture
www.hpiarchitecture.com
115 22nd street
Newport Beach, CA
92663
o: 949.675.6442

SEAL

LICENSED ARCHITECT AMMAR NAJI SARSAM C-30902 12/31/2025 RENEWAL DATE STATE OF CALIFORNIA

A# 03-123205 INC: 02

CONSULTANTS

P2S ENG
Long Beach // Irvine // Los Angeles
San Diego // San Jose // Seattle
p2sinc.com

REGISTERED PROFESSIONAL ENGINEER No. E32224 Bryant Izzo ELECTRICAL STATE OF CALIFORNIA

PROJECT TITLE
COMPTON COLLEGE
STUDENT HOUSING
INCREMENT 2 OF 2 - BUILDING & ASSOCIATED SITE WORK
1111 E. ARTESIA BLVD., COMPTON, CA 90221

Compton College

ISSUED

#	DATE	DESCRIPTION
	10/19/2023	DSA BACKCHECK SUBMITTAL
	12/20/2023	ERRCS DRAWING SUBMITTAL
A	03/01/2024	REVISION A

PROJECT IDENTIFICATION

THE DRAWINGS IN THE SHEET INDEX WERE ORIGINALLY CREATED IN AUTODESK REVIT V. 2018 UNLESS OTHERWISE NOTED.

THE ORIGINAL SIZE OF THIS SHEET IS 30" X 42".

THESE DRAWINGS AND SPECIFICATIONS ARE THE PROPERTY AND COPYRIGHT OF THE ARCHITECT AND SHALL NOT BE USED ON ANY OTHER PROJECT OR LOCATIONS EXCEPT AS DESCRIBED ON THE DRAWINGS, WITHOUT WRITTEN AGREEMENT WITH THE ARCHITECT.

© HPI ARCHITECTURE 2022

SHEET TITLE
SINGLE LINE DIAGRAM

SHEET NUMBER
ER0.03

CONSTRUCTION DOCUMENTS

12/20/2023 3:37:24 PM Autodesk Docs://Compton College Student Housing/Compton College Student Housing_MEP.rvt

Pictograms legend

- Antenna
- Miscellaneous
- Power Supply
- Repeater
- Riser
- Splitter

Cables legend

- ICA12-50JPLLR
- JS-NMNM3F-R141
- JS-NMNM6F-R141

Indoor prediction legend

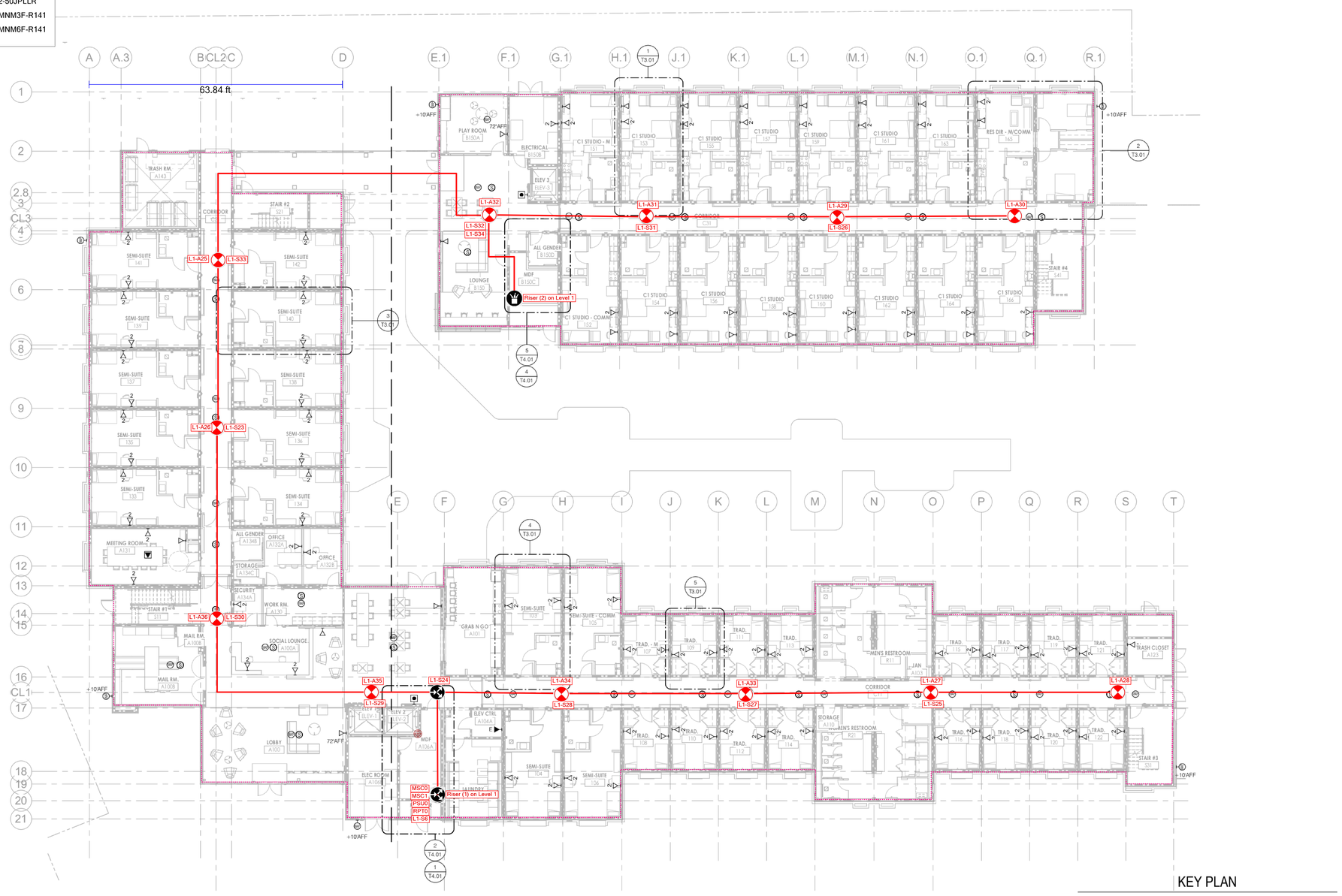

KEY PLAN

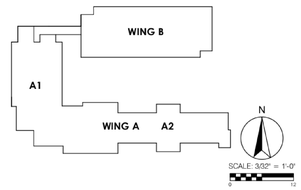

DSA STAMP

HPI architecture
www.hpiarchitecture.com
115 22nd street
Newport Beach, CA
92663
o: 949.675.6442

SEAL

LICENSED ARCHITECT
AMMAR NAJI SARSAM
C-30902
12/31/2025
RENEWAL DATE
STATE OF CALIFORNIA

A# 03-123205 INC: 02

CONSULTANTS

P2S ENG
Long Beach // Irvine // Los Angeles
San Diego // San Jose // Seattle
p2sinc.com

REGISTERED PROFESSIONAL ENGINEER
No. E22224
Bryant Sraga
ELECTRICAL
STATE OF CALIFORNIA

PROJECT TITLE
COMPTON COLLEGE STUDENT HOUSING

INCREMENT 2 OF 2 - BUILDING & ASSOCIATED SITE WORK
1111 E. ARTESIA BLVD., COMPTON, CA 90221

Compton College

ISSUED

#	DATE	DESCRIPTION
	10/19/2023	DSA BACKCHECK SUBMITTAL
	12/20/2023	ERRCS DRAWING SUBMITTAL
A	03/01/2024	REVISION A

PROJECT IDENTIFICATION

THE DRAWINGS IN THE SHEET INDEX WERE ORIGINALLY CREATED IN AUTODESK REVIT V. 2018 UNLESS OTHERWISE NOTED.

THE ORIGINAL SIZE OF THIS SHEET IS 30" X 42".

THESE DRAWINGS AND SPECIFICATIONS ARE THE PROPERTY AND COPYRIGHT OF THE ARCHITECT AND SHALL NOT BE USED ON ANY OTHER PROJECT OR LOCATIONS EXCEPT AS DESCRIBED ON THE DRAWINGS, WITHOUT WRITTEN AGREEMENT WITH THE ARCHITECT.

© HPI ARCHITECTURE 2022

SHEET TITLE
FLOOR PLAN - LEVEL 1

SHEET NUMBER

ER2.10

A

CONSTRUCTION DOCUMENTS

12/20/2023 3:37:28 PM Autodesk Docs://Compton College Student Housing/Compton College Student Housing_MEP.rvt

Pictograms legend
- Antenna
- Riser
- Splitter

Cables legend
- ICA12-50JPLLR
- JS-NMNM3F-R141

Indoor prediction legend

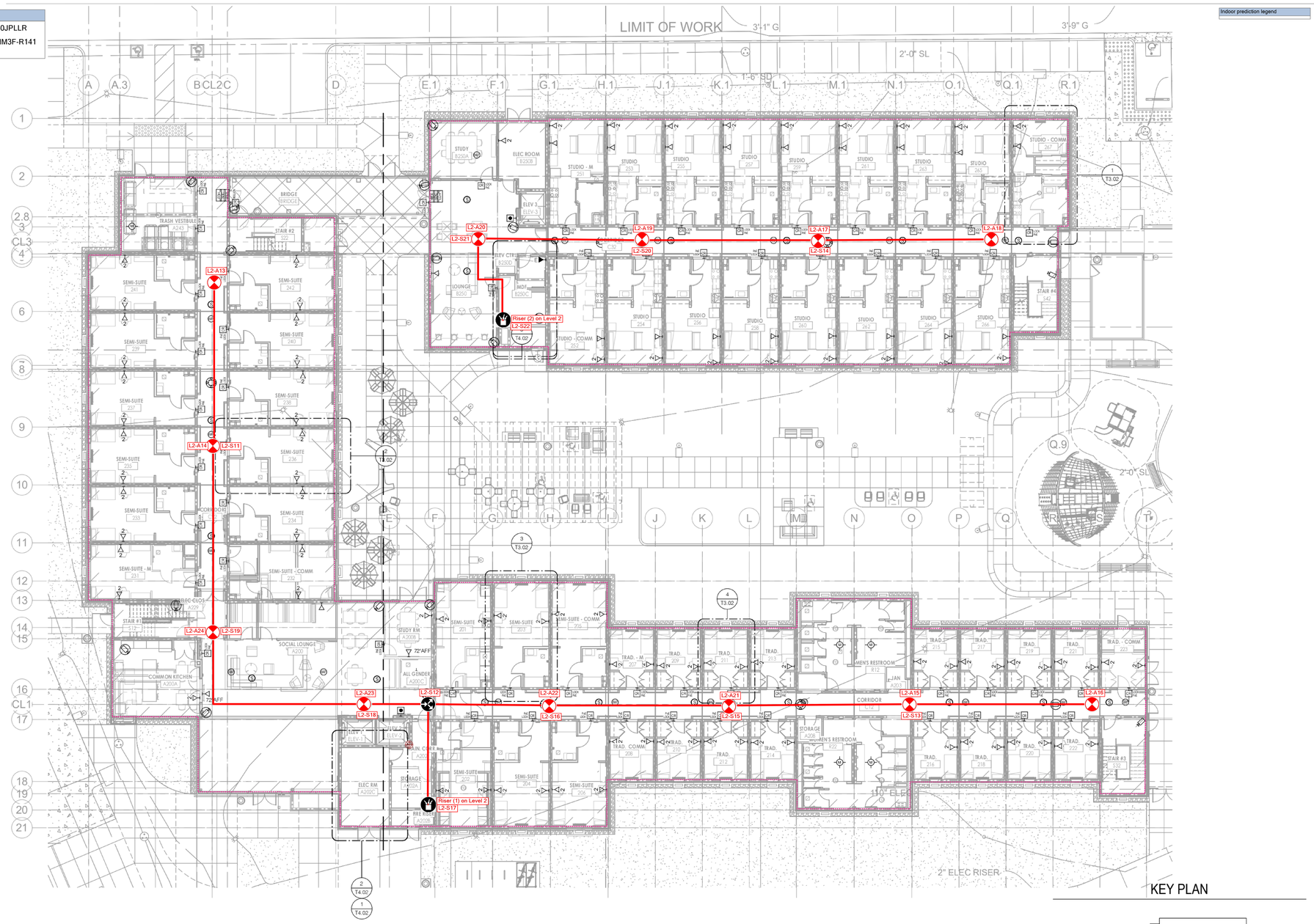

100.00 ft

KEY PLAN

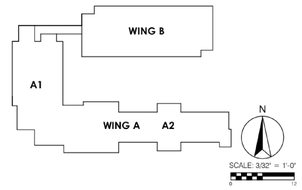

SCALE: 3/32" = 1'-0"

DSA STAMP

architecture
www.hpiarchitecture.com
115 22nd street
Newport Beach, CA
92663
o: 949.675.6442

SEAL

LICENSED ARCHITECT
AMMAR NAJI SARSAM
C-30902
12/31/2025
RENEWAL DATE
STATE OF CALIFORNIA

A# 03-123205 INC: 02

CONSULTANTS

P2S ENG
Long Beach // Irvine // Los Angeles
San Diego // San Jose // Seattle
p2sinc.com

No. E32229
Bryant Szabo
ELECTRICAL
STATE OF CALIFORNIA

PROJECT TITLE
COMPTON COLLEGE
STUDENT HOUSING
INCREMENT 2 OF 2 - BUILDING & ASSOCIATED SITE WORK
1111 E. ARTESIA BLVD., COMPTON, CA 90221

Compton College

ISSUED

#	DATE	DESCRIPTION
	10/19/2023	DSA BACKCHECK SUBMITTAL
	12/20/2023	ERRCS DRAWING SUBMITTAL
A	03/01/2024	REVISION A

PROJECT IDENTIFICATION

THE DRAWINGS IN THE SHEET INDEX WERE ORIGINALLY CREATED IN AUTODESK REVIT V. 2018 UNLESS OTHERWISE NOTED.

THE ORIGINAL SIZE OF THIS SHEET IS 30" X 42".

THESE DRAWINGS AND SPECIFICATIONS ARE THE PROPERTY AND COPYRIGHT OF THE ARCHITECT AND SHALL NOT BE USED ON ANY OTHER PROJECT OR LOCATIONS EXCEPT AS DESCRIBED ON THE DRAWINGS, WITHOUT WRITTEN AGREEMENT WITH THE ARCHITECT.

© HPI ARCHITECTURE 2022

SHEET TITLE
FLOOR PLAN - LEVEL 2

SHEET NUMBER
ER2.20
A

CONSTRUCTION DOCUMENTS

12/20/2023 3:37:31 PM Autodesk Docs://Compton College Student Housing/Compton College Student Housing_MEP.rvt

Pictograms legend
- Antenna
- Riser
- Splitter

Cables legend
- ICA12-50JPLLR
- JS-NMNM3F-R141

Indoor prediction legend

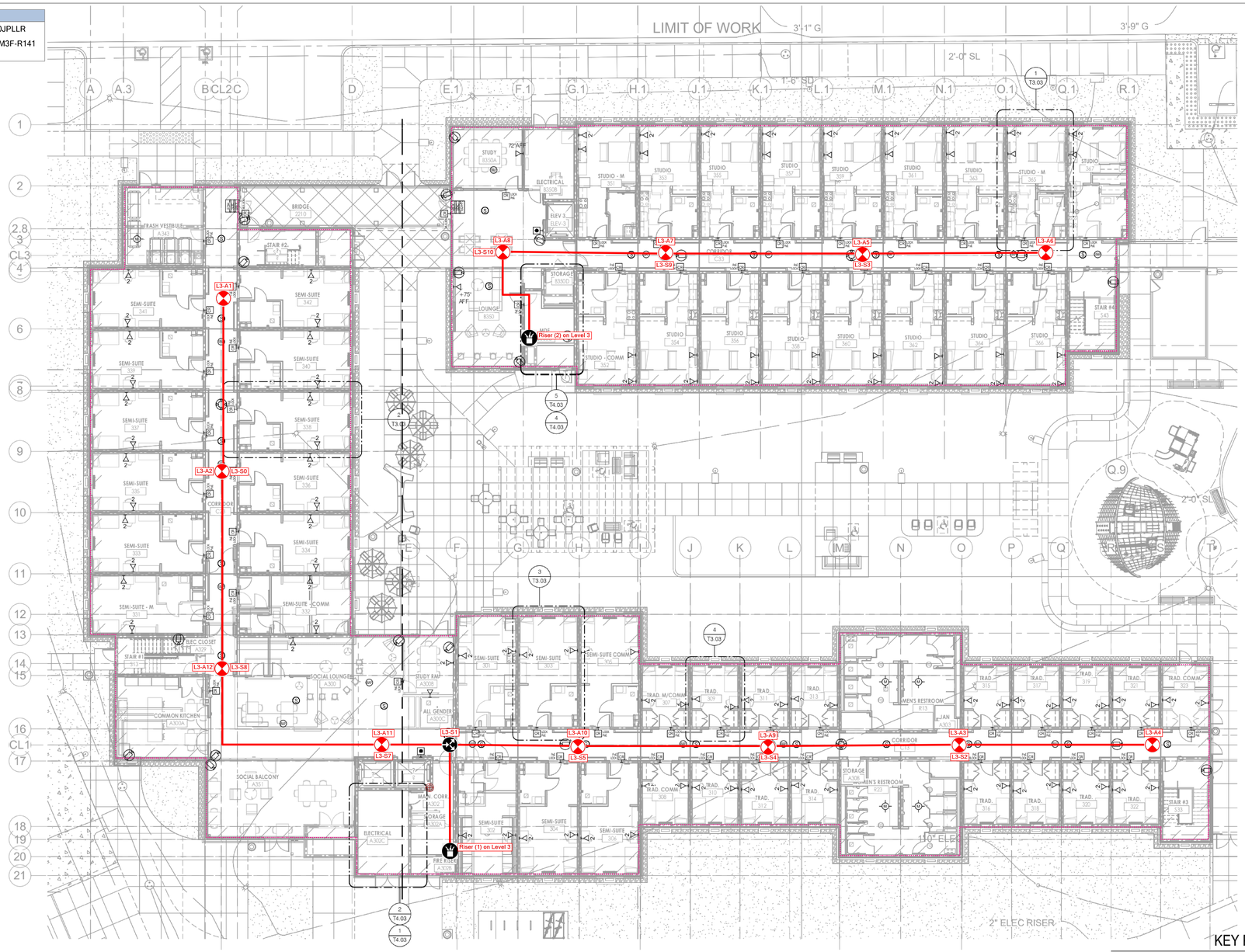

KEY PLAN

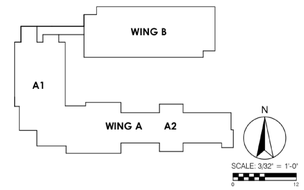

DSA STAMP

architecture
www.hpiarchitecture.com
115 22nd street
Newport Beach, CA
92663
o: 949.675.6442

SEAL

LICENSED ARCHITECT
AMMAR NAJI SARSAM
C-30902
12/31/2025
RENEWAL DATE
STATE OF CALIFORNIA

A# 03-123205 INC: 02

CONSULTANTS

P2S ENG
Long Beach // Irvine // Los Angeles
San Diego // San Jose // Seattle
p2sinc.com

REGISTERED PROFESSIONAL ENGINEER
No. E32224
Bryant Seagle
ELECTRICAL
STATE OF CALIFORNIA

PROJECT TITLE
COMPTON COLLEGE
STUDENT HOUSING
INCREMENT 2 OF 2 - BUILDING & ASSOCIATED SITE WORK
1111 E. ARTESIA BLVD., COMPTON, CA 90221

Compton College

ISSUED		
#	DATE	DESCRIPTION
	10/19/2023	DSA BACKCHECK SUBMITTAL
	12/20/2023	ERRCS DRAWING SUBMITTAL
A	03/01/2024	REVISION A

PROJECT IDENTIFICATION

THE DRAWINGS IN THE SHEET INDEX WERE ORIGINALLY CREATED IN AUTODESK REVIT V. 2018 UNLESS OTHERWISE NOTED.

THE ORIGINAL SIZE OF THIS SHEET IS 30" X 42".

THESE DRAWINGS AND SPECIFICATIONS ARE THE PROPERTY AND COPYRIGHT OF THE ARCHITECT AND SHALL NOT BE USED ON ANY OTHER PROJECT OR LOCATIONS EXCEPT AS DESCRIBED ON THE DRAWINGS, WITHOUT WRITTEN AGREEMENT WITH THE ARCHITECT.

© HPI ARCHITECTURE 2022

SHEET TITLE
FLOOR PLAN - LEVEL 3

SHEET NUMBER
ER2.30
A

CONSTRUCTION DOCUMENTS

12/20/2023 3:37:35 PM Autodesk Docs://Compton College Student Housing/Compton College Student Housing_MEP.rvt

Pictograms legend
Antenna
Riser

Cables legend
ICA12-50JPLLR

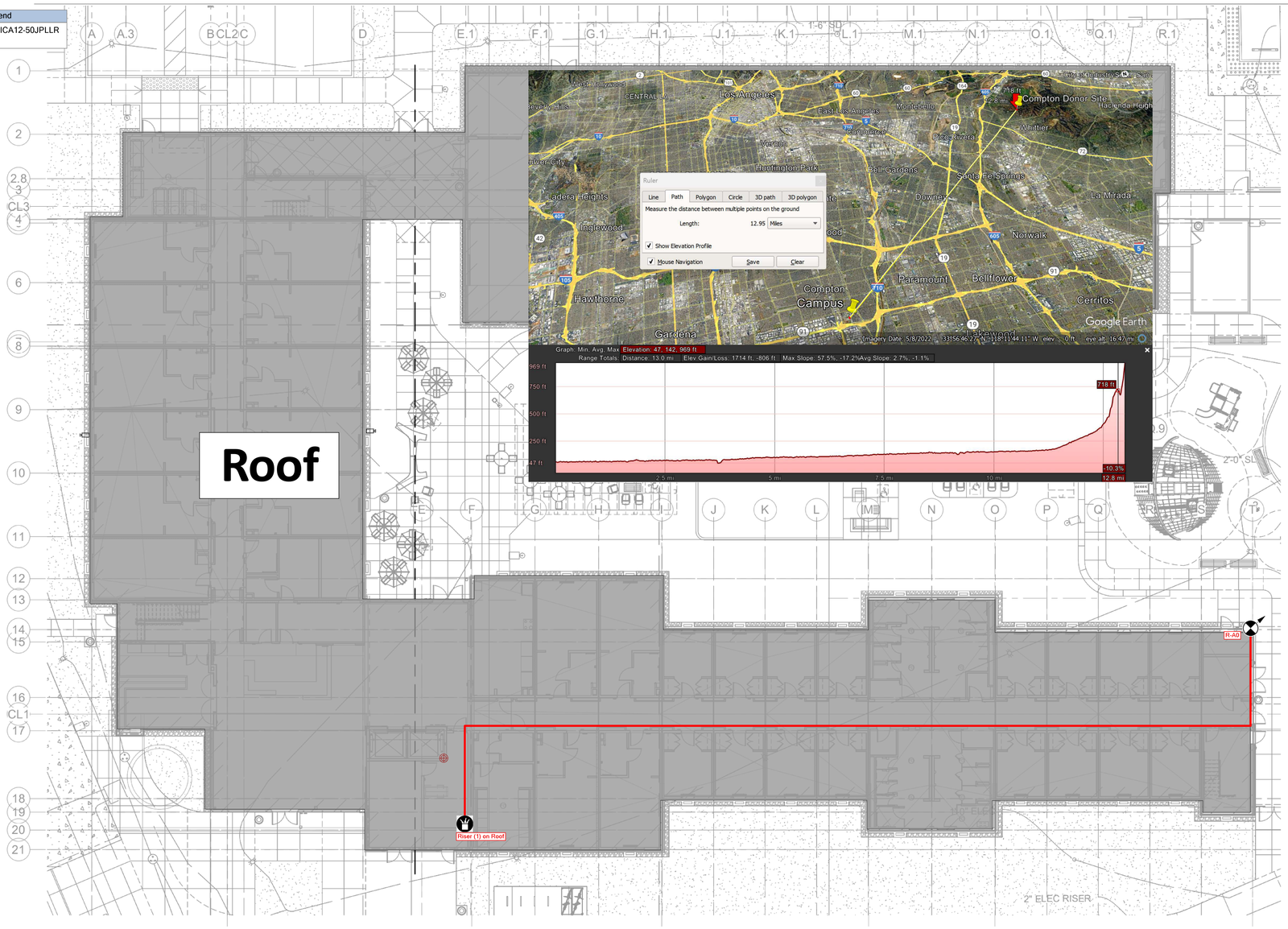

NOTE: ANTENNA LOCATION FOR REFERENCE ONLY. CONTACT CITY OF COMPTON - RADIO COMMUNICATION SERVICES FOR SPECIFIC FREQUENCIES AND TOWER LOCATION.

100.00 ft

KEY PLAN

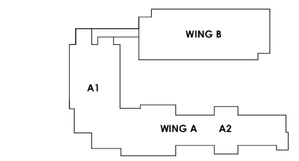

DSA STAMP

HPI architecture
www.hpiarchitecture.com
115 22nd street
Newport Beach, CA
92663
o: 949.675.6442

SEAL

LICENSED ARCHITECT
AMMAR NAJI SARSAM
C-30902
12/31/2025
RENEWAL DATE
STATE OF CALIFORNIA

A# 03-123205 INC: 02

CONSULTANTS

P2S ENG
Long Beach // Irvine // Los Angeles
San Diego // San Jose // Seattle
p2sinc.com

No. E22224
Bryant Isaac
ELECTRICAL
STATE OF CALIFORNIA

PROJECT TITLE
COMPTON COLLEGE
STUDENT HOUSING
INCREMENT 2 OF 2 - BUILDING & ASSOCIATED SITE WORK
1111 E. ARTESIA BLVD., COMPTON, CA 90221

Compton College

ISSUED		
#	DATE	DESCRIPTION
	10/19/2023	DSA BACKCHECK SUBMITTAL
	12/20/2023	ERRCS DRAWING SUBMITTAL
A	03/01/2024	REVISION A

PROJECT IDENTIFICATION

THE DRAWINGS IN THE SHEET INDEX WERE ORIGINALLY CREATED IN AUTODESK REVIT V. 2018 UNLESS OTHERWISE NOTED.

THE ORIGINAL SIZE OF THIS SHEET IS 30" X 42".

THESE DRAWINGS AND SPECIFICATIONS ARE THE PROPERTY AND COPYRIGHT OF THE ARCHITECT AND SHALL NOT BE USED ON ANY OTHER PROJECT OR LOCATIONS EXCEPT AS DESCRIBED ON THE DRAWINGS, WITHOUT WRITTEN AGREEMENT WITH THE ARCHITECT.

© HPI ARCHITECTURE 2022

SHEET TITLE
FLOOR PLAN - ROOF LEVEL

SHEET NUMBER
ER2.40
A

CONSTRUCTION DOCUMENTS

12/20/2023 3:37:38 PM Autodesk Docs://Compton College Student Housing/Compton College Student Housing_MEP.rvt

STARLIGHT RESERVOIR LINK BUDGET UHF

The Emergency Responder radio system used by the Compton Fire Department includes:
1. Single-site NBFM conventional repeater system.

All of the following radio frequencies are to be included in any active BDA/DAS installations:

Downlink	Uplink	Type	Sites	ERP (W)
482.2500	485.2500	Conventional	1	30
482.4500	485.4500	Conventional	1	30

Donor Site: Starlight Reservoir: 33.998056°, -118.036722°

Radio Coverage Required:
Uplink at the Donor Site -75 to -95 dBm and DAQ 3.4 on 95% of each floor or level.
Downlink within the Structure -95 dBm and DAQ 3.4 on 95% of each floor or level.

Maximum Uplink Gain: 65 dB unless otherwise authorized.

Maximum Uplink Quiescent Noise at Donor Site: -150 dBm.

Service Antenna Spacing: 50 feet in occupied areas, 80 feet in open areas.

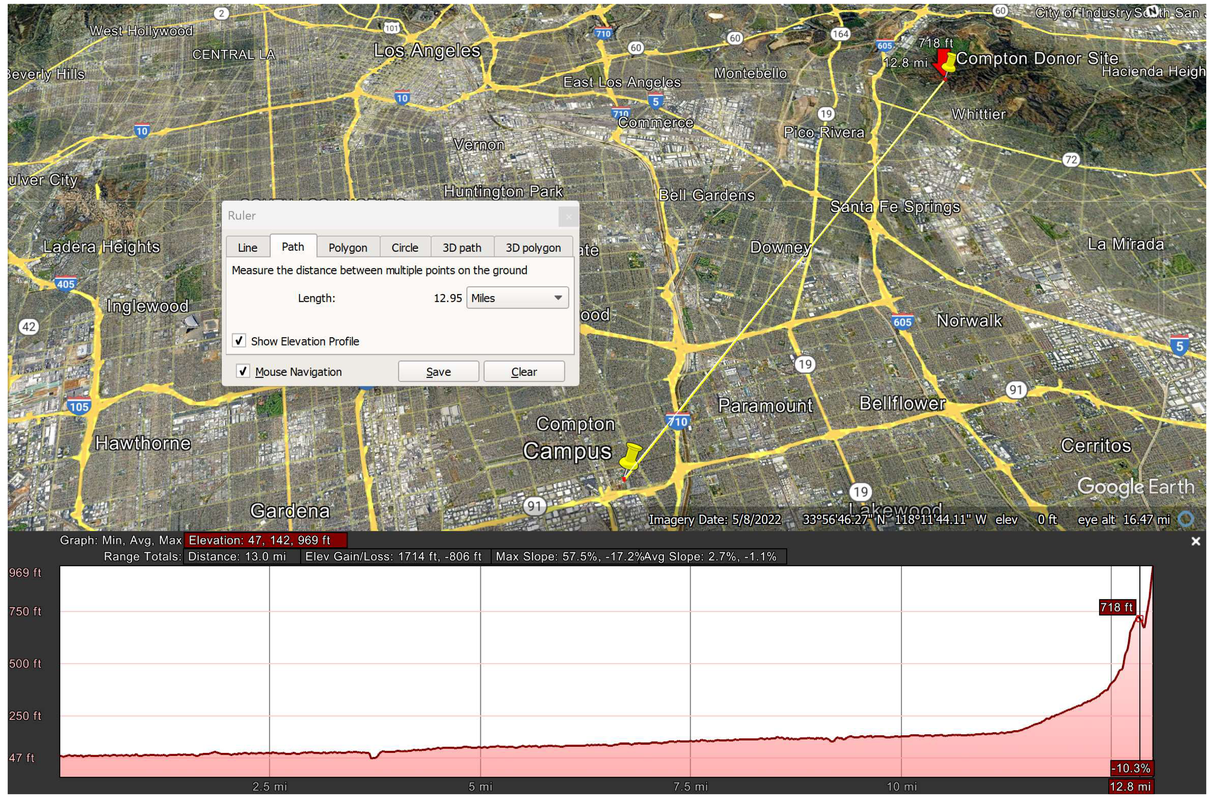

Frequency	482	MHz	BDA Max. Comp. Output Power (UL):	27	dBm
Channel count:	2		BDA Max. Channel Output Power (UL):	23.9897	dBm
Donor RSSI:	-70	dBm	BDA Max. Comp. Output Power (DL):	33	dBm
Distance to Donor Site	12.95	miles	BDA Max. Channel Output Power (DL):	29.9897	dBm
Donor Antenna Gain:	11	dBi	BDA DL Gain:	65	dB
Donor Coax Length:	270	ft	BDA UL Gain:	65	dB
Donor Coax Loss db/100ft:	1.72	dB	BDA Noise Figure	5	dB
Building Enviremnont (N):	3.4		Min. Building Coverage:	-95	dBm
Estimated Passive DAS Loss:	26	dB	Min. Received Signal at Donor Site:	-95	dBm
DAS Antenna to Mobile Distance:	38	ft	Noise Floor In-Building (Environment):	-133	dBm
Mobile Power:	35	dB	Required dB below Noise Floor at Donor Site:	20	dB

Input Requierd

Downlink

		In	Out	Coax Loss	BDA Gain		Passive Loss	Out	Path Loss to Mobile	Received DL Power
		-70	-59	4.64	-63.64	1.36	26	-24.644	62.33	-86.98
Public safety donor site										

Est. Received UL Power	Free Space Loss	Out	In	Coax Loss	BDA Gain		Passive Loss	In	Path Loss to Antenna	Mobile Power
-94.48		18.02	7.02		11.67	-53.33		-27.33	62.33	35
Est. Noise	112.50	Noise Out	Noise In	4.644	Noise Out	Noise In	26	Noise In	Noise Floor Building	Theoretical Noise Floor
-169.17		-56.67	-67.67		-63.03	-133.03		-133	-133	-133.03

Uplink

DSA STAMP

HPI architecture
www.hpiarchitecture.com
115 22nd street
Newport Beach, CA
92663
o: 949.675.6442

SEAL

LICENSED ARCHITECT AMMAR NAJI SARSAM C-30902 12/31/2025 RENEWAL DATE STATE OF CALIFORNIA

A# 03-123205 INC: 02

CONSULTANTS

P2S ENG
Long Beach // Irvine // Los Angeles
San Diego // San Jose // Seattle
p2sinc.com

REGISTERED PROFESSIONAL ENGINEER No. E32222 Bryant Scraper ELECTRICAL STATE OF CALIFORNIA

PROJECT TITLE
COMPTON COLLEGE
STUDENT HOUSING
INCREMENT 2 OF 2 - BUILDING & ASSOCIATED SITE WORK
1111 E. ARTESIA BLVD., COMPTON, CA 90221

Compton College

ISSUED		
#	DATE	DESCRIPTION
	10/19/2023	DSA BACKCHECK SUBMITTAL
	12/20/2023	ERRCS DRAWING SUBMITTAL
A	03/01/2024	REVISION A

PROJECT IDENTIFICATION

THE DRAWINGS IN THE SHEET INDEX WERE ORIGINALLY CREATED IN AUTODESK REVIT V. 2018 UNLESS OTHERWISE NOTED.

THE ORIGINAL SIZE OF THIS SHEET IS 30" X 42".

THESE DRAWINGS AND SPECIFICATIONS ARE THE PROPERTY AND COPYRIGHT OF THE ARCHITECT AND SHALL NOT BE USED ON ANY OTHER PROJECT OR LOCATIONS EXCEPT AS DESCRIBED ON THE DRAWINGS, WITHOUT WRITTEN AGREEMENT WITH THE ARCHITECT.

© HPI ARCHITECTURE 2022

SHEET TITLE
STARLIGHT RESERVOIR
LINK BUDGET UHF

SHEET NUMBER
ER2.50
A

CONSTRUCTION DOCUMENTS

12/20/2023 3:37:42 PM Autodesk Docs://Compton College Student Housing/Compton College Student Housing_MEP.rvt

TECHNICAL SPECIFICATION FOR THE EMERGENCY RESPONDER RADIO COMMUNICATIONS SYSTEM USED BY THE CITY OF COMPTON FIRE DEPARTMENT

The Emergency Responder radio system used by the Compton Fire Department includes:
1. Single-site NBFM conventional repeater system.

All of the following radio frequencies are to be included in any active BDA/DAS installations:

Downlink	Uplink	Type	Sites	ERP (W)
482.2500	485.2500	Conventional	1	30
482.4500	485.4500	Conventional	1	30

Donor Site: Starlight Reservoir: 33.998056°, -118.036722°

Radio Coverage Required:
Uplink at the Donor Site -75 to -95 dBm and DAQ 3.4 on 95% of each floor or level.
Downlink within the Structure -95 dBm and DAQ 3.4 on 95% of each floor or level.

Maximum Uplink Gain: 65 dB unless otherwise authorized.

Maximum Uplink Quiescent Noise at Donor Site: -150 dBm.

Service Antenna Spacing: 50 feet in occupied areas, 80 feet in open areas.

Upon completion of installation, a third-party inspection shall be conducted in compliance with Section 510 CFC and a permit to operate will be issued by the authorized inspector pursuant to 47CFR§90.219.

Annual inspections shall be conducted and the permit to operate will be renewed by the authorized inspector pursuant to 47CFR§90.219.

For additional information contact:

Authorized Inspector
Steve Hronek
Comsec Associates, Inc.
shronek@comsec.us

or

Plans Examiner
Kurt Johnson
KJ Consultants
kurt@kjconsultants.net

Provided in compliance with California Fire Code Section 510.4.2.2. Rev. November 1, 2022

CFC SECTION 510 - 2019

510.1 Emergency Responder Radio Coverage in New Buildings

Diagram

New buildings shall have approved radio coverage for emergency responders within the building based on the existing coverage levels of the public safety communication systems utilized by the jurisdiction, measured at the exterior of the building. This section shall not require improvement of the existing public safety communication systems.

Exceptions:

1. Where approved by the building official and the fire code official, a wired communication system in accordance with Section 907.2.12.2 shall be permitted to be installed or maintained instead of an approved radio coverage system.
2. Where it is determined by the fire code official that the radio coverage system is not needed.
3. In facilities where emergency responder radio coverage is required and such systems, components or equipment required could have a negative impact on the normal operations of that facility, the fire code official shall have the authority to accept an automatically activated emergency responder radio coverage system.

510.2 Emergency Responder Radio Coverage in Existing Buildings

Existing buildings shall be provided with approved radio coverage for emergency responders as required in Chapter 11.

510.3 Permit Required

A construction permit for the installation of or modification to emergency responder radio coverage systems and related equipment is required as specified in Section 105.7.6. Maintenance performed in accordance with this code is not considered a modification and does not require a permit.

510.4 Technical Requirements

Systems, components and equipment required to provide the emergency responder radio coverage system shall comply with Sections 510.4.1 through 510.4.2.8.

510.4.1 Emergency Responder Communication Enhancement System Signal Strength

The building shall be considered to have acceptable emergency responder communications enhancement system coverage when signal strength measurements in 95 percent of all areas on each floor of the building meet the signal strength requirements in Sections 510.4.1.1 through 510.4.1.3.

510.4.1.1 Minimum Signal Strength Into the Building

The minimum inbound signal strength shall be sufficient to provide usable voice communications throughout the coverage area as specified by the fire code official. The inbound signal level shall be sufficient to provide not less than a Delivered Audio Quality (DAQ) of 3.0 or an equivalent Signal-to-Interference-Plus-Noise Ratio (SINR) applicable to the technology for either analog or digital signals.

510.4.1.2 Minimum Signal Strength Out of the Building

The minimum outbound signal strength shall be sufficient to provide usable voice communications throughout the coverage area as specified by the fire code official. The outbound signal level shall be sufficient to provide not less than a DAQ of 3.0 or an equivalent SINR applicable to the technology for either analog or digital signals.

510.4.1.3 System Performance

Signal strength shall be sufficient to meet the requirements of the applications being utilized by public safety for emergency operations through the coverage area as specified by the fire code official in Section 510.4.2.2.

510.4.2 System Design

The emergency responder radio coverage system shall be designed in accordance with Sections 510.4.2.1 through 510.4.2.8 and NFPA 1221.

510.4.2.1 Amplification Systems and Components

Buildings and structures that cannot support the required level of radio coverage shall be equipped with systems and components to enhance the public safety radio signals and achieve the required level of radio coverage specified in Sections 510.4.1 through 510.4.1.3. Public safety communications enhancement systems utilizing radio-frequency-emitting devices and cabling shall be approved by the fire code official. Prior to installation, all RF-emitting devices shall have the certification of the radio licensing authority and be suitable for public safety use.

510.4.2.2 Technical Criteria

The fire code official shall maintain a document providing the specific technical information and requirements for the emergency responder communications coverage system. This document shall contain, but not be limited to, the various frequencies required, the location of radio sites, the effective radiated power of radio sites, the maximum propagation delay in microseconds, the applications being used and other supporting technical information necessary for system design.

510.4.2.3 Standby Power

Diagram

Emergency responder radio coverage systems shall be provided with dedicated standby batteries or provided with 2-hour standby batteries and connected to the facility generator power system in accordance with Section 1203. The standby power supply shall be capable of operating the emergency responder radio coverage system at 100-percent system capacity for a duration of not less than 12 hours.

510.4.2.4 Signal Booster Requirements

If used, signal boosters shall meet the following requirements:

1. All signal booster components shall be contained in a National Electrical Manufacturer's Association (NEMA) 4-type waterproof cabinet.
2. Battery systems used for the emergency power source shall be contained in a NEMA 3R or higher-rated cabinet.
3. Equipment shall have FCC or other radio licensing authority certification and be suitable for public safety use prior to installation.
4. Where a donor antenna exists, isolation shall be maintained between the donor antenna and all inside antennas to not less than 20dB greater than the system gain under all operating conditions.
5. Bi-Directional Amplifiers (BDAs) used in emergency responder radio coverage systems shall have oscillation prevention circuitry.
6. The installation of amplification systems or systems that operate on or provide the means to cause interference on any emergency responder radio coverage networks shall be coordinated and approved by the fire code official.

510.4.2.5 System Monitoring

The emergency responder radio enhancement system shall be monitored by a listed fire alarm control unit, or where approved by the fire code official, shall sound an audible signal at a constantly attended on-site location. Automatic supervisory signals shall include the following:

1. Loss of normal AC power supply.
2. System battery charger(s) failure.
3. Malfunction of the donor antenna(s).
4. Failure of active RF-emitting device(s).
5. Low-battery capacity at 70-percent reduction of operating capacity.
6. Failure of critical system components.
7. The communications link between the fire alarm system and the emergency responder radio enhancement system.

510.4.2.6 Additional Frequencies and Change of Frequencies

The emergency responder radio coverage system shall be capable of modification or expansion in the event frequency changes are required by the FCC or other radio licensing authority, or additional frequencies are made available by the FCC or other radio licensing authority.

510.4.2.7 Design Documents

The fire code official shall have the authority to require "as-built" design documents and specifications for emergency responder communications coverage systems. The documents shall be in a format acceptable to the fire code official.

510.4.2.8 Radio Communication Antenna Density

Systems shall be engineered to minimize the near-far effect. Radio enhancement system designs shall include sufficient antenna density to address reduced gain conditions.

Exceptions:

1. Class A narrow band signal booster devices with independent AGC/ALC circuits per channel.
2. Systems where all portable devices within the same band use active power control features.

510.5 Installation Requirements

The installation of the public safety radio coverage system shall be in accordance with NFPA 1221 and Sections 510.5.1 through 510.5.4.

510.5.1 Approval Prior to Installation

Amplification systems capable of operating on frequencies licensed to any public safety agency by the FCC or other radio licensing authority shall not be installed without prior coordination and approval of the fire code official.

510.5.2 Minimum Qualifications of Personnel

The minimum qualifications of the system designer and lead installation personnel shall include both of the following:

1. A valid FCC-issued general radio operators license.
2. Certification of in-building system training issued by an approved organization or approved school, or a certificate issued by the manufacturer of the equipment being installed.

These qualifications shall not be required where demonstration of adequate skills and experience satisfactory to the fire code official is provided.

510.5.3 Acceptance Test Procedure

Where an emergency responder radio coverage system is required, and upon completion of installation, the building owner shall have the radio system tested to verify that two-way coverage on each floor of the building is not less than 95 percent. The test procedure shall be conducted as follows:

1. Each floor of the building shall be divided into a grid of 20 approximately equal test areas.
2. The test shall be conducted using a calibrated portable radio of the latest brand and model used by the agency talking through the agency's radio communications system or equipment approved by the fire code official.
3. Failure of more than one test area shall result in failure of the test.
4. In the event that two of the test areas fail the test, in order to be more statistically accurate, the floor shall be permitted to be divided into 40 equal test areas. Failure of not more than two nonadjacent test areas shall not result in failure of the test. If the system fails the 40-area test, the system shall be altered to meet the 95-percent coverage requirement.
5. A test location approximately in the center of each test area shall be selected for the test, with the radio enabled to verify two-way communications to and from the outside of the building through the public agency's radio communications system. Once the test location has been selected, that location shall represent the entire test area. Failure in the selected test location shall be considered to be a failure of that test area. Additional test locations shall not be permitted.
6. The gain values of all amplifiers shall be measured and the test measurement results shall be kept on file with the building owner so that the measurements can be verified during annual tests. In the event that the measurement results become lost, the building owner shall be required to rerun the acceptance test to reestablish the gain values.
7. As part of the installation, a spectrum analyzer or other suitable test equipment shall be utilized to ensure spurious oscillations are not being generated by the subject signal booster. This test shall be conducted at the time of installation and at subsequent annual inspections.
8. Systems incorporating Class B signal-booster devices or Class B broadband fiber remote devices shall be tested using two portable radios simultaneously conducting subjective voice quality checks. One portable radio shall be positioned not greater than 10 feet (3048 mm) from the indoor antenna. The second portable radio shall be positioned at a distance that represents the farthest distance from any indoor antenna. With both portable radios simultaneously keyed up on different frequencies within the same band, subjective audio testing shall be conducted and comply with DAQ levels as specified in Sections 510.4.1.1 and 510.4.1.2.

510.5.4 FCC Compliance

The emergency responder radio coverage system installation and components shall comply with all applicable federal regulations including, but not limited to, FCC 47 CFR Part 90.219.

510.6 Maintenance

The emergency responder radio coverage system shall be maintained operational at all times in accordance with Sections 510.6.1 through 510.6.4.

510.6.1 Testing and Proof of Compliance

The owner of the building or owner's authorized agent shall have the emergency responder radio coverage system shall be inspected and tested annually or where structural changes occur including additions or remodels that could materially change the original field performance tests. Testing shall consist of the following:

1. In-building coverage test as described in Section 510.5.3.
2. Signal boosters shall be tested to verify that the gain is the same as it was upon initial installation and acceptance or set to optimize the performance of the system.

DSA STAMP

architecture
www.hpiarchitecture.com
115 22nd street
Newport Beach, CA
92663
o: 949.675.6442

SEAL

LICENSED ARCHITECT
AMMAR NAJI SARSAM
C-30902
12/31/2025
RENEWAL DATE
STATE OF CALIFORNIA

A# 03-123205 INC: 02

CONSULTANTS

P2S ENG
Long Beach // Irvine // Los Angeles
San Diego // San Jose // Seattle
p2sinc.com

REGISTERED PROFESSIONAL ENGINEER
No. E32229
Bryant Izaga
ELECTRICAL
STATE OF CALIFORNIA

PROJECT TITLE
COMPTON COLLEGE
STUDENT HOUSING
INCREMENT 2 OF 2 - BUILDING & ASSOCIATED SITE WORK
1111 E. ARTESIA BLVD., COMPTON, CA 90221

Compton College

ISSUED		
#	DATE	DESCRIPTION
	10/19/2023	DSA BACKCHECK SUBMITTAL
	12/20/2023	ERRCS DRAWING SUBMITTAL
A	03/01/2024	REVISION A

PROJECT IDENTIFICATION

THE DRAWINGS IN THE SHEET INDEX WERE ORIGINALLY CREATED IN AUTODESK REVIT V. 2018 UNLESS OTHERWISE NOTED.

THE ORIGINAL SIZE OF THIS SHEET IS 30" X 42".

THESE DRAWINGS AND SPECIFICATIONS ARE THE PROPERTY AND COPYRIGHT OF THE ARCHITECT AND SHALL NOT BE USED ON ANY OTHER PROJECT OR LOCATIONS EXCEPT AS DESCRIBED ON THE DRAWINGS, WITHOUT WRITTEN AGREEMENT WITH THE ARCHITECT.

© HPI ARCHITECTURE 2022

SHEET TITLE
SPECIFICATIONS

SHEET NUMBER
ER2.60

CONSTRUCTION DOCUMENTS

12/20/2023 3:37:45 PM Autodesk Docs://Compton College Student Housing/Compton College Student Housing_MEP.rvt

Comba

CriticalPoint™ Public Safety Bi-Directional Amplifier

UHF BDA (DC Version)
UL2524 Standard Certified

Features

- Supports P25 P1/P2, digital and conventional analog communications simultaneously
- Simplex and internal Duplexing supported
- Up to 32 narrow band filters (Class A)
- Up to 4 wide band filters (Class B)
- Channelized Auto Level Control (ALC) supported (Class A)
- Channelized uplink squelch supported (Class A)
- **NetProtect™** Uplink PA shutdown during no traffic periods to minimize noise being introduced to the network (Class A)
- Built-in mandatory isolation test to prevent BDA oscillation
- Auto shutdown with alarm upon oscillation detection
- Web based GUI for intelligent configuration, SNMP supported
- NFPA 1221 / IFC compliant dry contact alarms
- UL50E Type 4 / NEMA 4 enclosure
- **FCC Class A: PX8-RX4122-A, Class B: PX8-RX4122-B**
- **UL2524 Standard Certified – SGS Certificate No.: SGSNA/20/GZ/00054**

Specifications

Electrical		
Frequency Range	MHz	450 - 512
Total Output Power, Uplink	dBm	27 (Typical TX/RX duplexed), 30 (TX/RX separate)
Total Output Power, Downlink	dBm	33 (Typical TX/RX duplexed), 36 (TX/RX separate)
RF Passbands (RF windows)		Up to 3 *See Note below
Maximum System Gain	dB	95
Gain Adjustment Range (1dB step)	dB	0-30
Pass Band Ripple, p-p	dB	≤3
Uplink Noise Figure	dB	≤7
Intermodulation	dBm	≤ -13
Spurious	dBm	FCC Compliance
Maximum RF Input Level without Damage	dBm	0
Maximum RF Input Level without Overdrive		-10
Input VSWR		≤ 1.5
Impedance	Ω	50

*Note:
A set of contiguous downlink/uplink channel pairs count as one passband (one window)
Consult with a Comba technical representative for passband and window configurations before ordering

© 2021 Comba Telecom. All rights reserved
Information contained in this document is subject to confirmation at time of ordering.
Specifications may differ depending on region and customers' requirements.
DS-Control:0-0-3 / 0421

Class A			
Number of Filters			32
Filter Bandwidth / Out-of-Band Suppression / System Group Delay	Bandwidth: 6.25KHz		≥ 60dBc @ filter center + 60KHz, 35us
	Bandwidth: 12.5KHz		≥ 60dBc @ filter center + 65KHz, 35us
	Bandwidth: 25KHz		≥ 50dBc @ filter center + 75KHz, 27.us
	Bandwidth: 75KHz		≥ 60dBc @ filter center + 200KHz. 15us
Class B			
Number of Filters			4
Filter Bandwidth			200KHz ~ 5MHz
System Group Delay		μsec	6.5
Out-of-Band Suppression			≥ 45dBc @ filter edge + 0.6MHz ≥ 60dBc @ filter edge + 1MHz

Mechanical			
Dimensions, H x W x D		in(mm)	31.5x15.4x12.4 (800×390×315)
Weight(without bracket)		lb(kg)	77 (35) without filter, 140 (63.5) with filter
Power Supply		VDC	-40 to -58
Power Consumption		W	85
RF Connectors			N-Female
Operating Temperature		°F(°C)	-27 to +140 (-33 to +60)
Operating Humidity			≤ 95%
Environmental Class			UL50E Type 4 / NEMA 4

Note: Typical specifications at room temperature

Outline Drawing

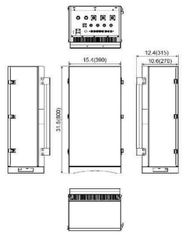

© 2021 Comba Telecom. All rights reserved
Information contained in this document is subject to confirmation at time of ordering.
Specifications may differ depending on region and customers' requirements.
DS-Control:0-0-3 / 0421

Part Numbers

Part Number	Description
RX45V1-A36DCSP-UL	Class A, DC, 36/30dBm Downlink/Uplink Power, 95dB Gain, Simplex DT/MT, No Filter, UL2524 Standards Certified
RX45V1-B36DCSP-UL	Class B, DC, 36/30dBm Downlink/Uplink Power, 95dB Gain, Simplex DT/MT, No Filter, UL2524 Standards Certified
RX45V1-A36DCSA-UL	Class A, DC, 36/30dBm Downlink/Uplink Power, 95dB Gain, Simplex DT/MT, Filter Type SA, UL2524 Standards Certified
RX45V1-B36DCSA-UL	Class B, DC, 36/30dBm Downlink/Uplink Power, 95dB Gain, Simplex DT/MT, Filter Type SA, UL2524 Standards Certified
RX45V1-A36DC1A-UL	Class A, DC, 33/27dBm Downlink/Uplink Power, 95dB Gain, Duplexed DT/MT, Filter Type 1A, UL2524 Standards Certified
RX45V1-B36DC1A-UL	Class B, DC, 33/27dBm Downlink/Uplink Power, 95dB Gain, Duplexed DT/MT, Filter Type 1A, UL2524 Standards Certified
RX45V1-A36DC1B-UL	Class A, DC, 33/27dBm Downlink/Uplink Power, 95dB Gain, Duplexed DT/MT, Filter Type 1B, UL2524 Standards Certified
RX45V1-B36DC1B-UL	Class B, DC, 33/27dBm Downlink/Uplink Power, 95dB Gain, Duplexed DT/MT, Filter Type 1B, UL2524 Standards Certified
RX45V1-A36DC1X-UL	Class A, DC, 33/27dBm Downlink/Uplink Power, 95dB Gain, Duplexed DT/MT, Filter Type 1X, UL2524 Standards Certified
RX45V1-B36DC1X-UL	Class B, DC, 33/27dBm Downlink/Uplink Power, 95dB Gain, Duplexed DT/MT, Filter Type 1X, UL2524 Standards Certified
RX45V1-A36DC2A-UL	Class A, DC, 33/27dBm Downlink/Uplink Power, 95dB Gain, Duplexed DT/MT, Filter Type 2A, UL2524 Standards Certified
RX45V1-B36DC2A-UL	Class B, DC, 33/27dBm Downlink/Uplink Power, 95dB Gain, Duplexed DT/MT, Filter Type 2A, UL2524 Standards Certified
RX45V1-A36DC2B-UL	Class A, DC, 33/27dBm Downlink/Uplink Power, 95dB Gain, Duplexed DT/MT, Filter Type 2B, UL2524 Standards Certified
RX45V1-B36DC2B-UL	Class B, DC, 33/27dBm Downlink/Uplink Power, 95dB Gain, Duplexed DT/MT, Filter Type 2B, UL2524 Standards Certified
RX45V1-A36DC2X-UL	Class A, DC, 33/27dBm Downlink/Uplink Power, 95dB Gain, Duplexed DT/MT, Filter Type 2X, UL2524 Standards Certified
RX45V1-B36DC2X-UL	Class B, DC, 33/27dBm Downlink/Uplink Power, 95dB Gain, Duplexed DT/MT, Filter Type 2X, UL2524 Standards Certified
RX45V1-A36DC3A-UL	Class A, DC, 33/27dBm Downlink/Uplink Power, 95dB Gain, Duplexed DT/MT, Filter Type 3A, UL2524 Standards Certified
RX45V1-B36DC3A-UL	Class B, DC, 33/27dBm Downlink/Uplink Power, 95dB Gain, Duplexed DT/MT, Filter Type 3A, UL2524 Standards Certified

Filter Types

Filter Type	Number of Windows	Filter Passband	Filter Guardband	Window to Window Guardband
SA	N/A	Filters pass entire downlink passband or uplink passband for simplex units	N/A	N/A
1A	1	< 2.0MHz in 450-470MHz < 1.0MHz in 470-512MHz	≥ 3.0 MHz in 450-470 MHz or ≥ 2.0 MHz in 470-512 MHz	N/A
1B	1	< 2.5MHz in 450-470MHz < 1.5MHz in 470-512MHz	≥ 2.5 MHz in 450-470 MHz or ≥ 1.5 MHz in 470-512 MHz	N/A
1X	1	1 Window Customized Bandwidth, Confirm with Comba		
2A	2	Each window meets: < 2.0MHz in 450-470MHz or < 1.0MHz in 470-512MHz	Each window meets: ≥ 3.0 MHz in 450-470 MHz or ≥ 2.0 MHz in 470-512 MHz	> 3.0 MHz in 450-470 MHz or > 2.0 MHz in 470-512 MHz
2B	2	Each window meets: < 2.5MHz in 450-470MHz or < 1.5MHz in 470-512MHz	Each window meets: ≥ 2.5 MHz in 450-470 MHz or ≥ 1.5 MHz in 470-512 MHz	> 2.5 MHz in 450-470 MHz or > 1.5 MHz in 470-512 MHz
2X	2	2 Window Customized Bandwidth, Confirm with Comba		
3A	3	3 Window Customized Bandwidth, Confirm with Comba		

© 2021 Comba Telecom. All rights reserved
Information contained in this document is subject to confirmation at time of ordering.
Specifications may differ depending on region and customers' requirements.
DS-Control:0-0-3 / 0421

Comba
keeps you connected

Indoor Wide Band Omni Antenna

IX-YUN-V5P

380-4200MHz, N-Female

- Omni antenna wideband covering 380-4200MHz (UHF/700/800 Public Safety Band, 3G&4G LTE, CBRS and C-Band)
- Suitable for Indoor application
- Compact ceiling mount and cost-effective design

Electrical Specification

Product Model	IX-YUN-V5P			
Frequency (MHz)	380-698	698-960	1695-2700	3300-4200
Gain (dBi)	2.0 ± 1.0	3.0 ± 1.5	6.5 ± 1.5	6.5 ± 1.5
Polarization	Vertical			
Beamwidth Horizontal (°)	360			
VSWR	≤ 2.2	≤ 2.2	≤ 2.0	≤ 2.0
Average Power, max (W)	50			
Impedance (ohm)	50			

Mechanical Specification

Dimension Diameter, height (in/mm)	Ø 12.6x 6.9 / Ø 320 x 175
Weight (lb./kg)	1.6 / 0.7
Shipping Dimension(in/mm)	10.9 x 10.9 x 10.9 / 275 x 275 x 275
Shipping Weight(lb./kg)	2.0 / 0.9
Radome Material & color	ABS, White
Mounting/Connector type	Ceil Mount, N-female Option1: Hard Ceiling mount bracket (MT-DA-01) Option2: High Ceiling or Joist mount bracket (MT-ND-HC)

Environment & Compliance

Application	Indoor*
Operating Temperature	-40°C to +70°C
Relative Humidity	Up to 95%
RoHS	Compliant
Environment	NA

* Note: Recommended for indoor application and the antenna can be used "outdoor garage rated"
** Note: Acceptable mounting backplanes; drywall, metal i boxes, Plastic or Fiberglass i boxes

Antenna Pattern



Comba Telecom Inc. 568 Gibraltar Drive, Milpitas, CA 95035. http://www.combausa.com/
Tel: +1 866 802 7961; combausa@comba-telecom.com; Fax: +1 408 526 0181

Information contained in this document is subject to confirmation at time of ordering. Specifications may differ depending on region and customers' requirements.

Comba
keeps you connected

CriticalPoint™ Public Safety Battery Backup Unit

CPBBUV2 Series
UL 2524 Standard Certified

Features

- Provides an uninterruptible nominal DC -48V power supply to Public Safety equipment
- Supports Lithium Iron Phosphate (LiFePO4) batteries
- Supports minimum 24 hours backup power for 110W equipment with 60AH battery option
- Supports minimum 24 hours backup power for 200W equipment with 100AH battery option
- Supports 4 external alarm inputs from other equipment
- Provides 7 dry contact outputs to FACP or external annunciator panel
- Provides integrated visual and audio alarm annunciation
- Supports external remote annunciator panels
- Provides connections for EPO (Emergency Power Off) switch
- Provides additional 12V, 0.5A and 24V, 0.5A output
- Provides battery capacity indication
- Provides AC convenience outlet inside BBU
- Supports local and remote monitoring and control through RJ45 port
- Supports SNMP v2/v3 for remote monitoring
- **UL 2524 Standard Certified – SGS Certificate No.: SGSNA/20/GZ/00143**

Specifications

Mechanical		
Dimensions, H x W x D	in(mm)	29.8 x 23.8 x 12.1 (756 x 605 x 306)
Weight (without bracket)	lb(kg)	44.1(20) (not including batteries)
Knockouts		0.875" knockouts (1/2" conduit) x 6 / 1.109" knockouts (3/4" conduit) x 2
Operating Temperature	°F (°C)	32 to 104 (0 to 40)
Operating Humidity		≤ 95%
Enclosure Environmental Class		UL50E Type 4
Electrical		
System Input		100-240VAC, 50-60Hz; Max 7A
Main Output	VDC	-56.4V ~ -46V
Additional Outputs		12.5V +/- 0.5V, 0.5A Max, 24V +/-0.5V, 0.5A Max.
Heat Dissipation	BTU/hr	80.5 @ 100W load, float charging 127.2 @ 200W load, float charging 202.6 @ 400W load, float charging 236.7 @ 535W Max output power
Alarms		
Dry Contact Outputs		7
External Alarms Inputs		4
Maximum Input for Dry Contact Port		24VDC, 3A

© 2021 Comba Telecom. All rights reserved
Information contained in this document is subject to confirmation at time of ordering.
Specifications may differ depending on region and customers' requirements.
DS-Control: 0-0-5 / 0721

Comba
keeps you connected

Batteries			
Battery Type		(Lithium Iron Phosphate) $LiFePO_4$	(Lithium Iron Phosphate) $LiFePO_4$
System Required Quantity	pcs	1	1
Amp/Hour, Nominal Voltage		100AH, 51.2V	60AH, 51.2V
Battery Weight	lb(kg)	123.5(56)	79.8(36.2)
Battery Electrolyte Counts		1.758 Gallons / 17.6 lbs	0.913 Gallons / 9.1 lbs
Battery Backup Capacity		min. 24 Hour for 200W load or min. 12 Hour for 400W load	min. 24 Hour for 110W load or min. 12 Hour for 220W load

Outline Drawing

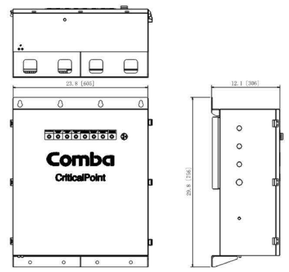

Part Numbers

Part Number	Description
CPBBUV2-48100-UL	100-240VAC Input / -48VDC Output, 100AH LFP battery, UL 2524 Standard Certified
CPBBUV2-48060-UL	100-240VAC Input / -48VDC Output, 60AH LFP battery, UL 2524 Standard Certified

© 2021 Comba Telecom. All rights reserved
Information contained in this document is subject to confirmation at time of ordering.
Specifications may differ depending on region and customers' requirements.
DS-Control: 0-0-5 / 0721

Comba
keeps you connected

CriticalPoint™ Public Safety Annunciator Panel

CPAPV1
UL 2524 Standard Certified

Features

- Dedicated external Annunciator Panel for Comba Public Safety systems Works with Comba Battery Backup Unit V1/V2 only
- Can be powered directly from Comba Battery Backup Unit
- Long distance installation supported (based on RS485 standard)
- Provides visual and audio annunciation for UL 2524 standard alarms:
  - ✓ AC Input normal
  - ✓ Loss of normal AC power
  - ✓ Battery charger failure
  - ✓ Loss of battery capacity
  - ✓ Active RF emitting device malfunction
  - ✓ System component malfunction
  - ✓ Donor antenna disconnection
  - ✓ Donor antenna malfunction
- UL50E Type 4 enclosure
- Supports optional Dry Contact alarm outputs to FACP (Fire Alarm Control Panel)
- Operates on +12 ~ +24VDC
- Easy to install and commission
- **UL 2524 Standard Certified – SGS Certificate No.: SGSNA/21/GZ/00021**

Specifications

Mechanical and Electrical		
Dimensions, H x W x D	in(mm)	11.8 x 7.9 x 4.4 (300 x 200 x 112)
Weight	lb(kg)	11 (5)
Power Supply	DC	+12 ~ +60VDC
Power Consumption	W	3
Mount Type		Wall Mount
Max Cable Distance, 24ga wire	Feet	2000
Max Cable Distance, 18ga wire	Feet	4000
Number of Conductors Required		5 (3 x RS485 Standard, 2 x DC Standard)
Number of Knockouts		8 (2 on bottom, 2 on back, 4 on sides)

Part Numbers

Part Number	Description
CPAPV1-DC-B-UL	Annunciator Panel, DC, Supports Dry Contact Alarm output, UL 2524 Standard Certified

© 2021 Comba Telecom. All rights reserved
Information contained in this document is subject to confirmation at time of ordering.
Specifications may differ depending on region and customers' requirements.
DS-Control: 0-0-5 / 0721

Times-Protect™ *Specifications*

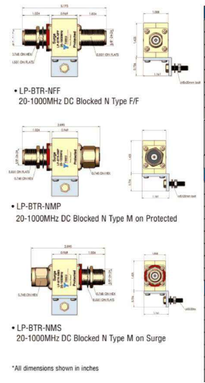

*All dimensions shown in inches

Electrical Specifications	
Impedance	50 Ω
Frequency Range	20-1000 MHz
VSWR/Return Loss	<1.1:1 / <-26dB
Insertion Loss	< 0.1dB
Impulse Discharge Current	10KA multiple (8x20μs wave-form)
Turn-on Voltage	600V ± 20%
Turn-on Time	2.5ns for 2kV/ns
Energy Throughput Rating	<20kJ (4kV/5kA 12x50/8x20μs wave-form)
Power Handling at Frequency	375W (20-220MHz) 125W (220-700MHz) 50W (700-1000MHz)
Protection Circuit	DC Blocked
Mechanical / Environmental Specifications	
Temp Range Storage/Operating	-40°C ~ +85°C / -40°C ~ +50°C
Weatherization	Required for external use
Thermal Shock	US MIL-STD 202, Meth.107,Cond.B
Vibration	US MIL-STD 202, Meth.204,Cond.B
Shock	US MIL-STD 202, Meth.213,Cond.I
RoHS Compliant	Yes
Mating Life Cycle	> 500
Recommended Coupling Nut Torque	7 to 10 lb-in

Material Specifications		
Component	Material	Plating
Body	Brass	White Bronze
Inner Conductor Male	Brass	Silver
Inner Conductor Female	Phosphor Bronze	Silver
Outer Conductor	Brass	White Bronze
Coupling Nut	Brass	White Bronze
Insulator	PTFE	--

S11 **TYPICAL RETURN LOSS (dB)**

S21 **TYPICAL INSERTION LOSS (dB)**

TIMES MICROWAVE SYSTEMS

World Headquarters: 358 Hall Avenue, Wallingford, CT 06492 • Tel: 203-949-8400, 1-800-867-2629 • Fax: 203-949-8423
International Sales: 4 School Brae, Dysart, Kirkcaldy, Fife, Scotland KY1 2XB UK • Tel: +44(0)1592655428
China Sales: No. 318 Yuan Shan Road, Shanghai 201108 China • Tel: 86-21-51761234 • Fax: 86-21-64424098
www.timesmicrowave.com

© 2010, Times Microwave Systems, Wallingford, CT 06492

DSA STAMP

HPI architecture
www.hpiarchitecture.com
115 22nd street
Newport Beach, CA
92663
o: 949.675.6442

SEAL

LICENSED ARCHITECT
AMMAR NAJI SARSAM
C-30902
12/31/2025
RENEWAL DATE
STATE OF CALIFORNIA

A# 03-123205 INC: 02

CONSULTANTS

P2S ENG
Long Beach // Irvine // Los Angeles
San Diego // San Jose // Seattle
p2sinc.com

REGISTERED PROFESSIONAL ENGINEER
No. E22222
Bryant Szabo
ELECTRICAL
STATE OF CALIFORNIA

PROJECT TITLE
COMPTON COLLEGE
STUDENT HOUSING
INCREMENT 2 OF 2 - BUILDING & ASSOCIATED SITE WORK
1111 E. ARTESIA BLVD., COMPTON, CA 90221

Compton College

ISSUED		
#	DATE	DESCRIPTION
	10/19/2023	DSA BACKCHECK SUBMITTAL
	12/20/2023	ERRCS DRAWING SUBMITTAL
A	03/01/2024	REVISION A

PROJECT IDENTIFICATION

THE DRAWINGS IN THE SHEET INDEX WERE ORIGINALLY CREATED IN AUTODESK REVIT V. 2018 UNLESS OTHERWISE NOTED.

THE ORIGINAL SIZE OF THIS SHEET IS 30" X 42".

THESE DRAWINGS AND SPECIFICATIONS ARE THE PROPERTY AND COPYRIGHT OF THE ARCHITECT AND SHALL NOT BE USED ON ANY OTHER PROJECT OR LOCATIONS EXCEPT AS DESCRIBED ON THE DRAWINGS, WITHOUT WRITTEN AGREEMENT WITH THE ARCHITECT.

© HPI ARCHITECTURE 2022

SHEET TITLE
SPECIFICATIONS

SHEET NUMBER
ER2.61

CONSTRUCTION DOCUMENTS

12/20/2023 3:37:49 PM Autodesk Docs://Compton College Student Housing/Compton College Student Housing_MEP.rvt

PART NUMBER WCW-ICA12-50JPLLR

DESCRIPTION
1/2" CleanFil® Line **ALUMINUM PLENUM-RATED AIR-DIELECTRIC COAXIAL CABLE** for In-Building Applications

CleanFil® Line 1/2" low-loss air dielectric cable, Plenum-rated, CMP.

FEATURES/BENEFITS
- Supports Multiple RF Signals
- Complete Shielding. The solid outer conductor of the CleanFil® Line coaxial cable creates a continuous RFI/EMI shield that minimizes system interference.
- Outstanding Intermodulation Performance. RFS coaxial cable's solid inner and outer conductors virtually eliminate intermods. Intermodulation performance is also confirmed with state-of-the-art equipment at the RFS factory.
- Wide Range of Applications. Typical areas of application are headlines for plenum-space installations within occupied buildings or structures but also suitable for outdoor use due to UV rating.

TECHNICAL FEATURES

APPLICATIONS		
Application		Suitable for plenum in-building/public safety or outdoor usage
STRUCTURE		
Cable Type		Air-Dielectric, Corrugated
Size		1/2"
Inner Conductor	mm (in)	4.8 (0.19) Copper-Clad Aluminum Wire
Dielectric	mm (in)	11.8 (0.464) Extruded Polyethylene
Outer Conductor	mm (in)	13.8 (0.54) Corrugated Aluminum
Jacket	mm (in)	15.93 (0.627) Plenum Rated/Color Red UV rated to ASTM G155
ELECTRICAL SPECIFICATIONS		
Impedance	Ω	50 +/- 1
Maximum Frequency	GHz	6.0
Velocity	%	91.0
Capacitance	pF/m (pF/ft)	75 (22.86)
Inductance	µH/m (µH/ft)	0.19 (0.058)
Peak Power Rating	kW	40.0
RF Peak Voltage	Volts	2000.0
Jacket Spark	Volt RMS	8000.0
Inner Conductor dc Resistance	Ω/1000m (Ω/1000ft)	1.48 (0.45)
Outer Conductor dc Resistance	Ω/1000m (Ω/1000ft)	2.29 (0.7)
Return Loss (VSWR) Performance		19 (1.25) @ 450-960 MHz 19 (1.25) @ 1395-1432 MHz 19 (1.25) @ 1710-2155 MHz 19 (1.25) @ 2300-2500 MHz
Temperature & Power		High Power Rating
MECHANICAL SPECIFICATIONS		
Cable Weight	kg/m (lb/ft)	0.19 (0.13)
Minimum Bending Radius, Single Bend	mm (in)	76 (3)
Minimum Bending Radius, Repeated Bends	mm (in)	127 (5)
Bending Moment	Nm (lb-ft)	5.4
Tensile Strength	N (lb)	549 (150)
Recommended/Maximum Clamp Spacing	m (ft)	0.5/0.9 (1.8/3)
Crush Strength	kg/cm² (lb/in²)	3.52 (50.0)

©COPYRIGHT WINDY CITY WIRE, CABLE & TECHNOLOGY PRODUCTS INC.
ALL RIGHTS RESERVED. **REVISED 08132020**

PART NUMBER WCW-ICA12-50JPLLR

PAGE 2

ATTENUATION AND POWER RATING

FREQUENCY MHz	Attenuation dB/100m	Attenuation dB/100ft	Power kW
0.5	0.16	0.05	40.00
1	0.23	0.071	32.80
1.5	0.28	0.087	26.80
2	0.33	0.101	23.20
10	0.74	0.226	10.30
20	1.06	0.322	7.22
30	1.30	0.395	5.89
50	1.68	0.514	4.55
88	2.25	0.687	3.40
100	2.41	0.734	3.18
108	2.51	0.764	3.05
150	2.98	0.907	2.57
174	3.22	0.98	2.38
200	3.46	1.05	2.21
300	4.29	1.31	1.79
400	5.00	1.52	1.53
450	5.32	1.62	1.44
500	5.63	1.72	1.36
512	5.71	1.74	1.34
600	6.22	1.90	1.23
700	6.76	2.06	1.14
750	7.02	2.14	1.09
800	7.28	2.22	1.06
824	7.40	2.25	1.04
894	7.74	2.36	0.993
900	7.76	2.37	0.99
925	7.88	2.40	0.976
960	8.05	2.45	0.955
1000	8.23	2.51	0.934
1250	9.32	2.84	0.826
1400	9.93	3.03	0.776
1500	10.30	3.15	0.749
1700	11.10	3.38	0.695
1800	11.50	3.49	0.671
2000	12.20	3.71	0.634
2100	12.50	3.81	0.619
2200	12.80	3.92	0.605
2300	13.20	4.02	0.587
2400	13.50	4.12	0.574
2500	13.80	4.22	0.562
2600	14.20	4.31	0.546
2700	14.50	4.41	0.535
3000	15.40	4.69	0.505
3500	16.90	5.14	0.461
3600	17.10	5.22	0.456
4000	18.30	5.56	0.427
4500	19.60	5.97	0.399
5000	20.90	6.36	0.376
5500	22.10	6.74	0.356
6000	23.30	7.11	0.339

Attenuation at 20°C (68°F) cable temperature, tolerance +/- 2% max.,
Mean power rating at 40°C (104°F) ambient temperature

TESTING AND ENVIRONMENTAL	
Fire Performance	Flame Retardant, Plenum-rated, CMP
Regulatory Compliance	NEC Article 800 Communication Circuits ETL Listed to UL444 Canadian CSA C. 22.2/FT6
Installation Temperature	-20 to 60 (-4 to 140) °C(°F)
Storage Temperature	-40 to 85 (-40 to 185) °C(°F)
Operation Temperature	-40 to 85 (-40 to 185) °C(°F)

©COPYRIGHT WINDY CITY WIRE, CABLE & TECHNOLOGY PRODUCTS INC.
ALL RIGHTS RESERVED. **REVISED 08132020**

RFS PRODUCT DATASHEET

NM-LCF12-C03

N Male Connector for 1/2" Coaxial Cable, OMNI FIT™ standard, O-ring sealing

OMNI FIT™ high performance connectors are designed for use with both CELLFLEX® (copper) and CELLFLEX® Lite (aluminium) cables. They are designed specifically to provide the highest quality connector-cable interface while simplifying and speeding up connector attachment.

FEATURES / BENEFITS
- Cost effective two-piece design for safe and easy installation
- Compatible with copper and aluminium cable types i.e. one connector for both outer conductor materials eliminates the risk of faulty connector installation and helps to keep inventory down
- Robust mechanical design for low and consistent intermodulation performance i.e. keeps the mobile network performance up reduces the number of dropped calls and avoids revenue losses
- Superior electrical performance for consistent and repeatable VSWR i.e. ensure network system performance
- Waterproof to IP 68 i.e. no downtime risk, secures revenue
- RoHS (EU) and CRoHS (China) compliant i.e. can be used on a global basis

NM-LCF12-C03

Technical features

GENERAL SPECIFICATIONS

Transmission Line Type		Coaxial Cable		
Cable Size		1/2		
Cable Type		Foam Dielectric		Radiating
Model Series		LCF12-50 Series	ICA12-50 Series	RCF12-50 Series
Connector Interface		N		
Connector Type		OMNI FIT™ Standard		
Sealing Method		O-ring		
Gender		Male		

ELECTRICAL SPECIFICATIONS

Nominal Impedance, ohms	Ohm	50
3rd Order IM Product @ 2x20 Watts	dBc	-157, typical -160
Maximum Frequency	GHz	6.0
VSWR, Return Loss	VSWR (dB)	0 < f ≤ 1.0 GHz: 1.03 (36.6) 1.0 < f ≤ 2.7 GHz: 1.04 (34.1) 2.7 < f ≤ 3.7 GHz: 1.08 (28.3) 3.7 < f ≤ 5.0 GHz: 1.15 (23.1) 5.0 < f ≤ 6.0 GHz: 1.25 (19.1)

MECHANICAL SPECIFICATIONS

Plating Outer/Inner		Tinmetal/Silver
Length	mm (in)	56.5 (2.23)
Outer Diameter	mm (in)	22 (0.87)
Inner Contact Attachment		Spring Finger
Outer Contact Attachment		Spring C-Ring

ACCESSORIES

Wrench size front	mm (in)	20 (13/16)
Wrench size rear	mm (in)	20 (13/16)
Trimming Tool		TRIM-SET-L12-C02

All values nominal unless tolerances provided; information contained in the present datasheet is subject to confirmation at time of ordering.

RFS PRODUCT DATASHEET

NM-LCF12-C03

N Male Connector for 1/2" Coaxial Cable, OMNI FIT™ standard, O-ring sealing

TESTING AND ENVIRONMENTAL

Waterproof Level	IP68

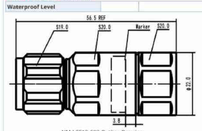

NM-LCF12-C03 Outline Drawing

External Document Links
Installation Instruction

Notes

All values nominal unless tolerances provided; information contained in the present datasheet is subject to confirmation at time of ordering.

BASE STATION ANTENNAS

UHF YAGI ANTENNA — 380-512 MHz

HEAVY DUTY — BLACK ANODIZED

UHF Yagi Antennas Series

The UHF Yagi Antenna Series is available in 2, 3, 7 and 12 elements and our 70 MHz wideband configurations. By default, our Yagi antennas are end mounted. But a center mount or an extended boom are also available for certain models. All our antennas can be completely customized to your specific applications.

- Each antenna has a rugged, fully welded design to withstand harsh environmental conditions.
- Our antennas can be black anodized, and heavy-duty versions are available.
- The mounting hardware supplied allows either vertical or horizontal polarization.
- Please contact our Technical Support team for consultation.

Electrical Soecifications	F-3872	433-70	430-70	480-70	437-70
Frequency Range, MHz (in splits)	406-470	406-470	380-512	406-470	450-512
Nominal Gain, dBd	3.5	6.5	10.0	10.0	12.0
Number of Elements	2	3	7	7	12
Bandwidth 1.5:1 VSWR, MHz (Center Freq. %)	24	24	24	64	62
Polarization	Vertical or Horizontal				
Horizontal Beamwidth (Vert. Pol.)	138º	83º	62º	62º	36º
Vertical Beamwidth (Vert. Pol.)	72º	59º	48º	50º	32º
Front to Back, dB	10	12	20	17	20
Pattern	Directional				
Power Rating, Watts	350	350	350	350	350
Nominal Impedance, Ohms	50	50	50	50	50
Lightning Protection	DC Ground				
Standard Termination	Type N Male				
Mechanical Specifications	**F-3872**	**433-70**	**430-70**	**480-70**	**437-70**
Length, in (mm)	28 (711)	23 (584)	45 (1143)	45 (1143)	73 (1855)
Width, in (mm)	14.5 (368)	14 (355)	14.5 (368)	14.4 (366)	14.5 (368)
Weight, lbs. (kg)	2.8 (1.3)	2.9 (1.3)	3.9 (1.8)	3.9 (1.8)	5.5 (2.5)
Rated Wind Velocity, No Ice, mph (km/h)	160 (257)	160 (257)	150 (241)	150 (241)	150 (241)
Rated Wind Velocity, 0.5" (13mm) ice, mph (km/h)	120 (193)	120 (193)	110 (177)	110 (177)	110 (177)
Lateral Thrust @ 100 mph, wind, lbs. (kg)	9 (4.1)	8.7 (4.0)	16 (7.3)	15 (6.8)	25.8 (11.7)
Projected Area, ft² (m²)	0.34 (0.03)	0.32 (0.03)	0.61 (0.06)	0.55 (0.05)	0.96 (0.089)
Mounting Hardware Included	127-85 Clamp				

COMPROD Simplifying RF Solutions

sales@comprodcom.com | comprodcom.com
US 1.877.825.2007 / CAN 1.800.603.1454
FAX 1.800.554.1033

BASE STATION ANTENNAS

UHF YAGI ANTENNA — 380-512 MHz

480-70

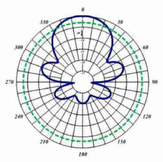

480-70, Horizontal Pattern (Vertical Polarization)

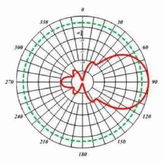

480-70, Vertical Pattern (Vertical Polarization)

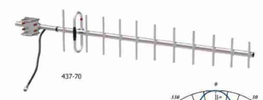

437-70

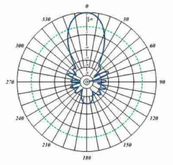

437-70, Horizontal Pattern (Vertical Polarization)

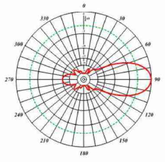

437-70, Vertical Pattern (Vertical Polarization)

COMPROD Simplifying RF Solutions

sales@comprodcom.com | comprodcom.com
US 1.877.825.2007 / CAN 1.800.603.1454
FAX 1.800.554.1033

Comba
keeps you connected

Jumper Cable, 0.141 type, Plenum Rated

JS-NMNMxF-R141 / JS-NMNFxF-R141

DC-6.0GHz, N-type Connector, Red

- Flexible .141 type, Low loss and Low PIM Jumper
- Plenum Rated Jumper with red jacket
- Customized jumper length is available
- 100% tested and individually labeled with guaranteed PIM

Electrical Specification

Product Model	1.5 ft	3 ft	6 ft
N-type /M-M	JS-NMNM1.5F-R141	JS-NMNM3F-R141	JS-NMNM6F-R141
N-type /M-F	JS-NMNF1.5F-R141	JS-NMNF3F-R141	JS-NMNF6F-R141
Frequency (MHz)	DC-6000MHz		
Insertion Loss(dB), typical			
380MHz	0.25	0.41	0.72
500MHz	0.27	0.45	0.79
960MHz	0.34	0.57	1.10
1700MHz	0.43	0.75	1.38
1900MHz	0.47	0.80	1.46
2100MHz	0.49	0.84	1.54
2700MHz	0.57	0.96	1.75
3600MHz	0.67	1.12	2.05
5800MHz	0.69	1.15	2.08
6000MHz	0.85	1.45	2.66
Insulation Resistance (MΩ)	≥ 5000		
Insulation Withstanding Voltage (V)	750, RMS, 50Hz @ sea level		
VSWR	≤ 1.22	≤ 1.23	≤ 1.22
PIM (dBc)	≤ -158 @ 2 x 43dBm, N-type connector		
Impedance (ohm)	50		

Mechanical Specification

Cable Type	Flexible .141 type
Connector type	N-type with male to male & male to female
Cable Length	1.5ft, 3ft and 6ft, Can be customized
Outer Conductor Material	Brass, Tri-Alloy Plated
Inner Conductor Material	Brass, Ag Plated
Insulator	PTFE

Environment & Compliance

Application	Indoor/outdoor
Operating Temperature	-40°C to +125°C
Relative Humidity	Up to 95%
RoHS	Compliant
Environment	NA
Plenum rated class	UL-CMP

Outline Drawing

1. N-type connector jumpers

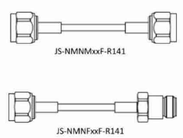

2. Jumper Bend Radius Guideline

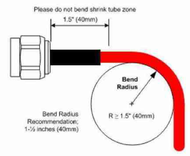

Information contained in this document is subject to confirmation at time of ordering. Specifications may differ depending on region and customers' requirements

DSA STAMP

hpi architecture
www.hpiarchitecture.com
115 22nd street
Newport Beach, CA
92663
o: 949.675.6442

SEAL

LICENSED ARCHITECT
AMMAR NAJI SARSAM
C-30902
12/31/2025
RENEWAL DATE
STATE OF CALIFORNIA

A# 03-123205 INC: 02

CONSULTANTS

P2S ENG
Long Beach // Irvine // Los Angeles
San Diego // San Jose // Seattle
p2sinc.com

PROFESSIONAL ENGINEER
No. E32229
Bryant Szabo
ELECTRICAL
STATE OF CALIFORNIA

PROJECT TITLE
COMPTON COLLEGE
STUDENT HOUSING
INCREMENT 2 OF 2 - BUILDING & ASSOCIATED SITE WORK
1111 E. ARTESIA BLVD., COMPTON, CA 90221

Compton College

ISSUED

#	DATE	DESCRIPTION
	10/19/2023	DSA BACKCHECK SUBMITTAL
	12/20/2023	ERRCS DRAWING SUBMITTAL
A	03/01/2024	REVISION A

PROJECT IDENTIFICATION

THE DRAWINGS IN THE SHEET INDEX WERE ORIGINALLY CREATED IN AUTODESK REVIT V. 2018 UNLESS OTHERWISE NOTED.

THE ORIGINAL SIZE OF THIS SHEET IS 30" X 42".

THESE DRAWINGS AND SPECIFICATIONS ARE THE PROPERTY AND COPYRIGHT OF THE ARCHITECT AND SHALL NOT BE USED ON ANY OTHER PROJECT OR LOCATIONS EXCEPT AS DESCRIBED ON THE DRAWINGS, WITHOUT WRITTEN AGREEMENT WITH THE ARCHITECT.

© HPI ARCHITECTURE 2022

SHEET TITLE
SPECIFICATIONS

SHEET NUMBER
ER2.62

CONSTRUCTION DOCUMENTS

12/20/2023 3:37:52 PM Autodesk Docs://Compton College Student Housing/Compton College Student Housing_MEP.rvt

2HB12-50JPLR*

dragonskin

Radio Frequency Systems

RFS

DRAGONSKIN® 1/2" FIRE-RESISTANT UL 2196 CERTIFIED STANDALONE COAXIAL CABLE, MEETS NFPA 72 & NFPA 1221 SURVIVABILITY, MAINTAINS IN-BUILDING COMMUNICATIONS DURING FIRES, MADE IN THE USA

Standalone coaxible cable that is certified to meet the UL 2196 Standard for Fire Test for Circuit Integrity of Fire-Resistive Power, Instrumentation, Control and Data Cables.

PRODUCT DATASHEET

FEATURES/BENEFITS

FIRST UL LISTED STANDALONE COMMUNICATIONS CABLE MEETING NFPA 72 AND 1221 SURVIVABILITY STANDARD
VERIFIES THE CABLE SURVIVES 2 HOURS AT TEMPERATURES UP TO 1850 DEGREES F AND THE WATER SPRAY TEST WITHOUT CONDUIT OR ADDITIONAL WRAPPING

ENABLES CELLULAR AND PUBLIC SAFETY RADIO COMMUNICATIONS TO AND FROM ALL FLOORS OF A BURNING BUILDING
ENSURES EMERGENCY RESPONDERS AND BUILDING OCCUPANTS HAVE RELIABLE ACCESS TO COMMUNICATIONS DURING SEVERE FIRES

NO CONDUIT OR CABLE WRAPPING REQUIRED
REDUCES CABLE SIZE AND WEIGHT, SIMPLIFIES INSTALLATION

CATVP PLENUM-CERTIFIED
MEETS CERTIFICATION FOR USE IN THE ENVIRONMENTAL AIR HANDLING SPACE IN BUILDINGS

COAXIAL CABLE FEATURES SOLID INNER AND OUTER CONDUCTORS
VIRTUALLY ELIMINATES INTERMODULATION

MAINTAINS MINIMUM BENDING RADIUS AT ALL TIMES
ACCELERATES INSTALLATION, ESPECIALLY IN SMALLER SPACES AND OLDER BUILDINGS

USES STANDARD RFS CONNECTORS AND INSTALLATION TECHNIQUES
ELIMINATES THE NEED FOR SPECIALIZED PARTS OR EXPERTISE

TECHNICAL FEATURES

APPLICATIONS		
APPLICATIONS		Ideal for public safety applications with the most stringent fire code
STRUCTURE		
Cable Type		Air -Dielectric, Corrugated
Size		1/2"
Inner Conductor	mm [in]	4.8 [0.19] Copper Wire
Dielectric	mm [in]	11.81 [0.465]
Outer Conductor	mm [in]	13.8 [0.54] Corrugated Copper
Jacket	mm [in]	18.30 [0.72] Plenum-Rated / Color Red
ELECTRICAL SPECIFICATIONS		
Impedance	Ω	50 +/-2
Maximum Frequency	GHz	1 [MFS will extend 3 to a higher frequency during the next phase]
Velocity	%	89
Capacitance	pF/m [pF/ft]	70.8 [21.6]
Inductance	µH/m [µH/ft]	0.19 [0.058]
Peak Power Rating	kW	40
RF Peak Voltage	Volts	2200
Jacket Spark	Volt RMS	8000
Inner Conductor dc Resistance	Ω/1000 m [Ω/1000 ft]	0.96 [0.29]
Outer Conductor dc Resistance	Ω/1000 m [Ω/1000 ft]	1.31 [.04]
Maximum Return Loss	dB [VSWR]	14 [1.5]
MECHANICAL SPECIFICATIONS		
Cable Weight, Nominal	kg/m [lb/ft]	0.18 [0.04]
Minimum Bending Radius, Single Bend	mm [in]	178 [7]
Minimum Bending Radius, Repeated Bends	mm [in]	254 [10]
Bending Moment	Nm [lb*ft]	8.7 [6.4]
Tensile Strength	N [lb]	898 [202]
Clamp Spacing	m [ft]	0.61 [2.0]
Crush Strength	kg/cm [lb/in]	31.25 [175.0]

*Patent Pending

Revision 2 | Revision Date: 4 May 2022

2HB12-50JPLR*

dragonskin

Radio Frequency Systems

RFS

DRAGONSKIN® 1/2" FIRE-RESISTANT UL 2196 CERTIFIED STANDALONE COAXIAL CABLE, MEETS NFPA 72 & NFPA 1221 SURVIVABILITY, MAINTAINS IN-BUILDING COMMUNICATIONS DURING FIRES, MADE IN THE USA

PRODUCT DATASHEET

ATTENUATION AND POWER RATING

FREQUENCY [MHz]	ATTENUATION [DB/100FT]	ATTENUATION [DB/100M]	AVERAGE POWER [KW]
150	0.93	3.05	2.36
450	1.75	5.58	1.27
700	2.25	7.35	0.97
800	2.44	8.00	0.90
900	2.63	8.64	0.83
1000	2.78	9.16	0.76

Attenuation at 100°C (180°F) Tolerance +/- 5% max. Additional 3th dB (800 MHz) per 1% of DragonSkin being affected by fire.

ATTENUATION CALCULATIONS

PUBLIC SAFETY BAND	LINK BUDGET AT LENGTH [DB]*	DESIGN GOAL COMPLIANT	LINK BUDGET AT LENGTH [DB]*	DESIGN GOAL COMPLIANT	LINK BUDGET AT LENGTH [DB]*	DESIGN GOAL COMPLIANT	LINK BUDGET AT LENGTH [DB]*	DESIGN GOAL COMPLIANT
	0' AFFECTED BY FIRE		10' AFFECTED BY FIRE		20' AFFECTED BY FIRE		100' AFFECTED BY FIRE	
700 MHz	30	YES	CALCULATION: SUM(3.022[710^(-1.85)-5 X 2] / 26.9	YES	CALCULATION: SUM(60.022[710^(-1.85)-5 X 2] / 22.6	YES	CALCULATION: SUM(1.022[710^(-1.85)-5 X 2] / 18.6	YES
800 MHz	30	YES	CALCULATION: SUM(3.024[710^(-1.85)-5 X 2] / 26.9	YES	CALCULATION: SUM(60.024[710^(-1.85)-5 X 2] / 22.7	YES	CALCULATION: SUM(1.024[710^(-1.85)-5 X 2] / 18.5	YES
450 MHz	30	YES	CALCULATION: SUM(3.017[710^(-1.85)+5.5 X 2] / 27.0	YES	CALCULATION: SUM(60.017[710^(-1.85)-5 X 2] / 22.8	YES	CALCULATION: SUM(1.017[710^(-1.85)-5 X 2] / 18.9	YES

Co-ax Inches/Design Parameters). Composite signal=20 dBm at SL Ref, Minimum signal strength of -95 dBm is 90% of the areas' 100% of Critical Areas. Loss at Length is Link Budget value at the input of the antenna considering no other loss (e.g. splitters, couplers, etc.).
*Link Budget at Length Calculation = 90th Output - Connector Loss (1) x 2) - (1.85 dB Insertion Loss x # of 10 ft sections) + Standard DragonSkin Attenuation) x (number of % affected by fire)

TESTING AND ENVIRONMENTAL

SPECIFICATIONS	
Fire Performance	Flame-Retardant, Plenum-rated, CATVP, UL2196 (2hours).
Flame Retardant Jacket Specifications	Meets/Exceeds Steiner Tunnel Test Method NFPA-262, NEC®90-53 (a), CATVP, UL2196 (2hours).
Regulatory Compliance	NEC Article 820 CATVP Cable to UL1666, Circuit integrity UL Listed to UL2196, CATVP, NFPA-262, NFPA1221, NFPA 72, NFPA 1221 2019 (section 5.5.13), Canadian CSA C22.2 FT8, UL 84VDR, E238301, UL System FW11 1250
Installation Temperature	-20 to 120 (-4 to 140) °C [°F]
Storage Temperature	-40 to 75 (-40 to 167) °C [°F]
Operation Temperature	-40 TO 1080 (-40 TO 1,8968) °C [°F]

*Patent Pending. All values nominal unless tolerances provided; information contained in the present datasheet is subject to confirmation at time of ordering. Contact RFS for inquiries outside of North America. © 2020 Radio Frequency Systems. DragonSkin® is a trademark and RFS® is a registered trademark of Radio Frequency Systems.

VEX FILES: DOWNLOAD

www.rfsworld.com

Revision 2 | Revision Date: 4 May 2022

Allied E-Z PULL® EMT

Quality Electrical Metallic Tubing

E-Z to Install

E-Z Wire Pulling

Allied EMT combines strength with ductility, resulting in faster and easier installations. EMT provides easy bending, cutting and joining while resisting flattening, kinking and splitting, creating smooth, continuous raceways for fast wire pulling.

Allied E-Z Pull® EMT has a special low friction ID coating that greatly improves the slip properties between conduit and wire. With E-Z Pull, wire pulls through the conduit smoothly and easily.

KWIK-FIT® EMT

An innovation from the conduit leader

Allied's Kwik-Fit EMT has an integral steel set-screw coupling formed on one end of each length of EMT. Specifying U.L.-listed Kwik-Fit EMT ensures an all steel system — both conduit and coupling for excellent strength and ground return, as well as economy. Contact Allied for detailed specifications on Kwik-Fit EMT. Available in trade sizes 2-4.

allied TUBE & CONDUIT

Allied E-Z PULL® EMT Specifications

MANUFACTURED FOR LONG LIFE

Allied EMT is precision manufactured from high grade mild strip steel for exceptional durability and long-lasting life.

Allied EMT is hot galvanized using Allied's patented in-line Flo-Coat® process. This process combines zinc, a conversion coating, and a clear organic polymer top-coat to form a triple layer of protection against corrosion and abrasion.

EMI SHIELDING

Allied EMT greatly reduces electromagnetic fields, effectively shielding computers and sensitive electronic equipment from the electromagnetic interference caused by power distribution systems. For further information, visit our website for a free download of the **GEMI** (**G**rounding and **E**lectro**M**agnetic **I**nterference) analysis software and related research papers.

FULL CODES AND STANDARDS COMPLIANCE

Allied EMT is listed to Underwriters Laboratories Safety Standard UL 797 and meets ANSI C80.3, which have been adopted as federal specifications in lieu of WWC-563. EMT is recognized as an equipment grounding conductor by NEC Section 250-118. Documentation for compliance with NEC Article 250 is also available in the **GEMI** (**G**rounding and **E**lectro-**M**agnetic **I**nterference) analysis software and related research studies found at the www.alliedeg.com website.

Installation of EMT shall be in accordance with the National Electrical Code and the UL listing information. Allied EMT is listed in category FJMX.

Master bundles conform to NEMA Standard RN2.

SPECIFICATION DATA

To specify Allied EMT, include the following: Electrical Metallic Tubing shall be equal to that manufactured by Allied Tube & Conduit Corporation. EMT shall be hot galvanized steel O.D. with an organic corrosion resistant I.D. coating and shall be produced in accordance with U.L. Safety Standard #797 and ANSI C80.3 and shall be listed by a nationally recognized testing laboratory with follow-up service. Where **Kwik-Fit EMT** is used it shall also meet U.L. Safety Standard #514-B. It is noted that these U.L. and ANSI standards have been adopted by the federal government and separate military specifications no longer exist.

Weights and Dimensions for Electrical Metallic Tubing

Trade Size Designator		Approx. Wt. Per 100 Ft. (30.5M)		Nominal Outside Diameter*		Nominal Wall Thickness		Quantity In Master Bundle	
U.S.	Metric	lb.	kg.	in.	mm	in.	mm	ft.	m
1/2	16	30	13.6	0.706	17.9	0.042	1.07	7000	2135.0
3/4	21	46	20.9	0.922	23.4	0.049	1.25	5000	1525.0
1	27	67	30.4	1.163	29.5	0.057	1.45	3000	915.0
1-1/4	35	101	45.8	1.510	38.4	0.065	1.65	2000	610.0
1-1/2	41	116	52.6	1.740	44.2	0.065	1.65	1500	457.5
2	53	148	67.1	2.197	55.8	0.065	1.65	1200	366.0
2-1/2	63	216	98.0	2.875	73.0	0.072	1.83	610	186.1
3	78	263	119.3	3.500	88.9	0.072	1.83	510	155.6
3-1/2	91	249	158.3	4.000	101.6	0.083	2.11	370	112.9
4	103	393	178.2	4.500	114.3	0.083	2.11	300	91.5

*Outside diameter tolerances:
+/- .005 in. (.13mm) for trade sizes 1/2 (16mm) through 2 (53mm);
+/- .010 in. (.25mm) for trade sizes 2-1/2 (63mm);
+/- .015 in. (.38mm) for trade size 3 (78mm);
+/- .020 in. (.51mm) for trade sizes 3-1/2 (91mm) and 4 (103mm).

NOTE: Length = 10 ft. (3.05m) with a tolerance of ↑ .25 in. (6.35 mm)

Weights and Dimensions for Kwik-Fit EMT

Trade Size Designator		Approx. Wt. Per 100 Ft. (30.5M)		Nominal Outside Diameter*		Nominal Wall Thickness		Quantity In Master Bundle	
U.S.	Metric	lb.	kg.	in.	mm	in.	mm	ft.	m
2	53	148	67.1	2.197	55.8	0.065	1.65	500	152.4
2-1/2	63	216	98.0	2.875	73.0	0.072	1.83	350	106.8
3	78	263	119.3	3.500	88.9	0.072	1.83	300	91.5
3-1/2	91	349	158.3	4.000	101.6	0.083	2.11	250	76.3
4	103	393	178.2	4.500	114.3	0.083	2.11	250	76.3

*Outside diameter tolerances:
+/- .005 in. (.13mm) for trade size 2 (53mm);
+/- .010 in. (.25mm) for trade size 2-1/2 (63mm);
+/- .015 in. (.38mm) for trade size 3 (78mm);
+/- .020 in. (.51mm) for trade sizes 3-1/2 (91mm) and 4 (103mm).

NOTE: Length = 10 ft. (3.05m) with a tolerance of ↑ .25 in. (6.35 mm)

For more information, contact Allied at **(800) 882-5543,** or visit our website at **www.alliedeg.com**

ALLIED ELECTRICAL GROUP — www.alliedeg.com

• **Allied Tube & Conduit** • AFC Cable Systems® • Cope® Cable Tray • Power-Strut® Metal & Fiberglass Framing

E-Z Pull, Allied Tube & Conduit, AFC Cable Systems, Cope, Power-Strut, and Tyco are trademarks or registered trademarks of Tyco and/or its affiliates in the United States and in other countries. All other brand names, product names, or trademarks belong to their respective owners.

© Allied Tube & Conduit Printed in U.S.A. ATC-L-1748-0808

Wideband Power Splitter

PS-E2-ON50M(XH)/PS-E3-ON50M(XH)/PS-E4-ON50M(XH)

2/3/4Way, Low PIM(-153dBc), 138-960MHz, N Female, 50W

- Wilkinson power splitter for Public Safety Band
- Wideband design covering 138-960MHz, Public Safety Band (VHF, UHF & 700/800MHz)
- Suitable for indoor/outdoor environment
- High reliability and low insertion loss

Electrical Specification

Product Model	PS-E2-ON50M(XH) 2-Way	PS-E3-ON50M(XH) 3-Way	PS-E4-ON50M(XH) 4-Way
Frequency (MHz)		138-960	
Split Loss (dB)	3.0	4.8	6.0
Insertion Loss (dB)	≤ 0.5	≤ 0.8	≤ 0.7
Isolation (dB)	≥ 20	≥ 18	≥ 20
VSWR @ all ports	≤ 1.2	≤ 1.25	≤ 1.25
PIM (dBc) @550-960MHz		≤ -153 @ 2 x 43dBm	
Average Power, max (W)		50	
Impedance (ohm)		50	

Mechanical Specification

Dimension (in/mm)	5.49x6.54x0.87 / 139.5x166.1x22.0	5.71x8.86x0.87 / 145.0x224.6x22.0	6.91x8.23x0.87 / 175.5x209.1x22.0
Weight (lb/kg)	1.28 /0.63	2.02 / 0.91	2.30 / 1.04
Connector Type	N Female	N Female	N Female

Environment & Compliance

Application	Indoor / Outdoor	Operating Temperature	-25°C to +85°C
Environment	IP65	Relative Humidity	Up to 100%
RoHS	Compliant		

Outline Drawing

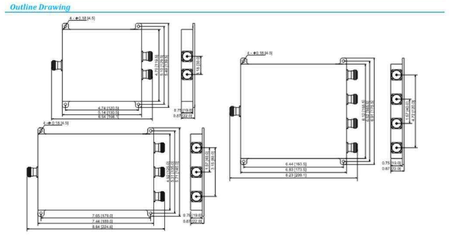

DS-Control 1-0-1/ 0817

Comba Telecom Inc. 235 Charcot Avenue, San Jose, CA 95131. http://www.combausa.com/
Tel: +1 866 802 7961, combausa@comba-telecom.com, Fax: +1 408 526 0181

Information contained in this document is subject to confirmation at time of ordering. Specifications may differ depending on region and customers' requirements.

Page 1 of 1

Wideband Tapper

CO-FSxx-ON300C(I)

Low PIM (-161dBc), 340-5850MHz, N-Female, 300W

- Wideband design covering 340-5850MHz
  - Public Safety Band(UHF, 700/800), CBRS and LTE-U/LTE-LAA
- Available in 5, 6, 7, 8, 10, 13, 15 & 20dB values
- Suitable for indoor/outdoor environment
- High reliability and low insertion loss

Electrical Specification

Product Model	CO-F505-ON300C(I)	CO-F506-ON300C(I)	CO-F507-ON300C(I)	CO-F508-ON300C(I)	CO-F510-ON300C(I)	CO-F513-ON300C(I)	CO-F515-ON300C(I)	CO-F520-ON300C(I)
Frequency (MHz)	340-520/ 550-960/1695-2700/3450-4500/4900-5850							
Coupling Coefficient (dB)	5.0	6.0	7.0	8.0	10.0	13.0	15.0	20.0
Coupling Tolerance (dB)								
@340-520/550-960MHz	-5.5 ± 1.0	-6.5 ± 1.0	-7.5 ± 1.0	-8.5 ± 1.0	-10.5 ± 1.0	-13.5 ± 1.0	-15.4 ± 1.1	-20.4 ± 1.1
@1695-2700MHz	-5.4 ± 1.2	-6.4 ± 1.2	-7.4 ± 1.2	-8.4 ± 1.2	-10.4 ± 1.2	-13.5 ± 1.3	-15.6 ± 1.4	-20.6 ± 1.6
@3450-4500MHz	-5.7 ± 1.2	-6.7 ± 1.2	-7.7 ± 1.2	-8.7 ± 1.2	-10.7 ± 1.2	-13.5 ± 1.3	-15.6 ± 1.4	-20.6 ± 1.6
@4900-5850MHz	-5.7 ± 1.2	-6.7 ± 1.2	-7.7 ± 1.2	-8.7 ± 1.2	-10.7 ± 1.2	-13.5 ± 1.3	-15.6 ± 1.4	-20.6 ± 1.6
Coupled Loss. Typical (dB)								
@340-520/550-960MHz	1.5	1.1	0.9	0.7	0.4	0.2	0.1	0.1
@1695-2700MHz	1.7	1.3	1.0	0.8	0.5	0.3	0.2	0.1
@3450-4500MHz	1.7	1.4	1.2	0.9	0.6	0.4	0.2	0.2
@4900-5850MHz	1.8	1.5	1.2	0.9	0.6	0.5	0.3	0.2
VSWR @ input port	≤ 1.4	≤ 1.35	≤ 1.3	≤ 1.3	≤ 1.25	≤ 1.25	≤ 1.25	≤ 1.25
PIM (dBc)	≤ -161 @ 2 x 43dBm							
Average Power, max (W)	300							
Peak Power, max (W)	3000							
Impedance (ohm)	50							

Mechanical Specification

Dimension (in/mm)	5.65x1.69x0.98 / 143.6x43.0x25.0
Weight (lb./kg)	0.53 / 0.24
Shipping Dimension(in/mm)	8.20x3.07x1.70 / 208.0x78.0x43.0
Shipping Weight(lb./kg)	0.80 / 0.36
Connector	N-Female

Environment & Compliance

Application	Indoor / Outdoor
Operating Temperature	-35°C to +85°C
Environment	IP65
Relative Humidity	Up to 95%
RoHS	Compliant

Outline Drawing

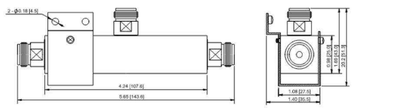

DS-Control 2-0-1/ 1022

Comba Telecom Inc. 568 Gibraltar Drive, Milpitas, CA 95035. http://www.combausa.com/
Tel: +1 866 802 7961, combausa@comba-telecom.com, Fax: +1 408 526 0181

Information contained in this document is subject to confirmation at time of ordering. Specifications may differ depending on region and customers' requirements.

Page 1 of 1

	Ethernet	WiFi	Cellular	
			3G	4G
Cosy 131				
Product Ref.	EC61330	EC6133C	EC6133D	EC6133G (EU) EC6133H (NA) EC6133F (APAC)
WAN connectivity	LAN	LAN & WiFi 802.11 b/g/n	LAN & HSPA+	LAN & LTE
Ethernet	4x 10/100Mb (Configurable LAN/WAN)			
USB	✓			
Input/Output	2x DI, 1x DO			
SD card reader	✓			
Power Supply	12-24 V DC +/-20%, LPS			
Temperature range	-25°C to +60°C			
Marking: CE, UL, FCC	Warranty: 36 months			
Mechanical, Standards & Directives	Download Ewon Cosy 131 Datasheet from our website **https://ewon.biz/products/cosy**			

Trusted all over the world

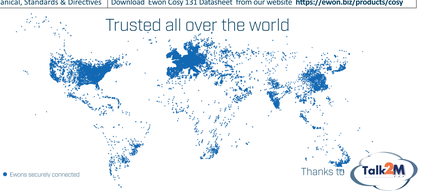

HMS Networks - Contact

HMS is represented all over the world.
Find your nearest contact here:

www.hms-networks.com/contact

Ewon® is a registered trademark of HMS Industrial Networks AB, Sweden, USA, Germany and other countries. Other marks and words belong to their respective companies. All other product or service names mentioned in this document are trademarks of their respective companies.
Part No: MKTUD033-EN 1.2 - 12/2020 - © HMS Industrial Networks - All rights reserved - HMS reserves the right to make modifications without prior notice.

HMS Connecting Devices™

www.ewon.biz

DSA STAMP

hpi architecture
www.hpiarchitecture.com
115 22nd street
Newport Beach, CA
92663
o: 949.675.6442

SEAL

LICENSED ARCHITECT AMMAR NAJI SARSAM C-30902 12/31/2025 RENEWAL DATE STATE OF CALIFORNIA

A# 03-123205 INC: 02

CONSULTANTS

P2S ENG
Long Beach // Irvine // Los Angeles
San Diego // San Jose // Seattle
p2sinc.com

REGISTERED PROFESSIONAL ENGINEER No. E322229 Bryant Sroka ELECTRICAL STATE OF CALIFORNIA

PROJECT TITLE
COMPTON COLLEGE
STUDENT HOUSING
INCREMENT 2 OF 2 - BUILDING & ASSOCIATED SITE WORK
1111 E. ARTESIA BLVD., COMPTON, CA 90221

Compton College

ISSUED

#	DATE	DESCRIPTION
	10/19/2023	DSA BACKCHECK SUBMITTAL
	12/20/2023	ERRCS DRAWING SUBMITTAL
A	03/01/2024	REVISION A

PROJECT IDENTIFICATION

THE DRAWINGS IN THE SHEET INDEX WERE ORIGINALLY CREATED IN AUTODESK REVIT V. 2018 UNLESS OTHERWISE NOTED.

THE ORIGINAL SIZE OF THIS SHEET IS 30" X 42".

THESE DRAWINGS AND SPECIFICATIONS ARE THE PROPERTY AND COPYRIGHT OF THE ARCHITECT AND SHALL NOT BE USED ON ANY OTHER PROJECT OR LOCATIONS EXCEPT AS DESCRIBED ON THE DRAWINGS, WITHOUT WRITTEN AGREEMENT WITH THE ARCHITECT.

© HPI ARCHITECTURE 2022

SHEET TITLE
SPECIFICATIONS

SHEET NUMBER
ER2.63

CONSTRUCTION DOCUMENTS

12/20/2023 3:37:56 PM Autodesk Docs://Compton College Student Housing/Compton College Student Housing_MEP.rvt

Pictograms legend
- Antenna
- Miscellaneous
- Power Supply
- Repeater
- Riser
- Splitter

Cables legend
- ICA12-50JPLLR
- JS-NMNM3F-R141
- JS-NMNM6F-R141

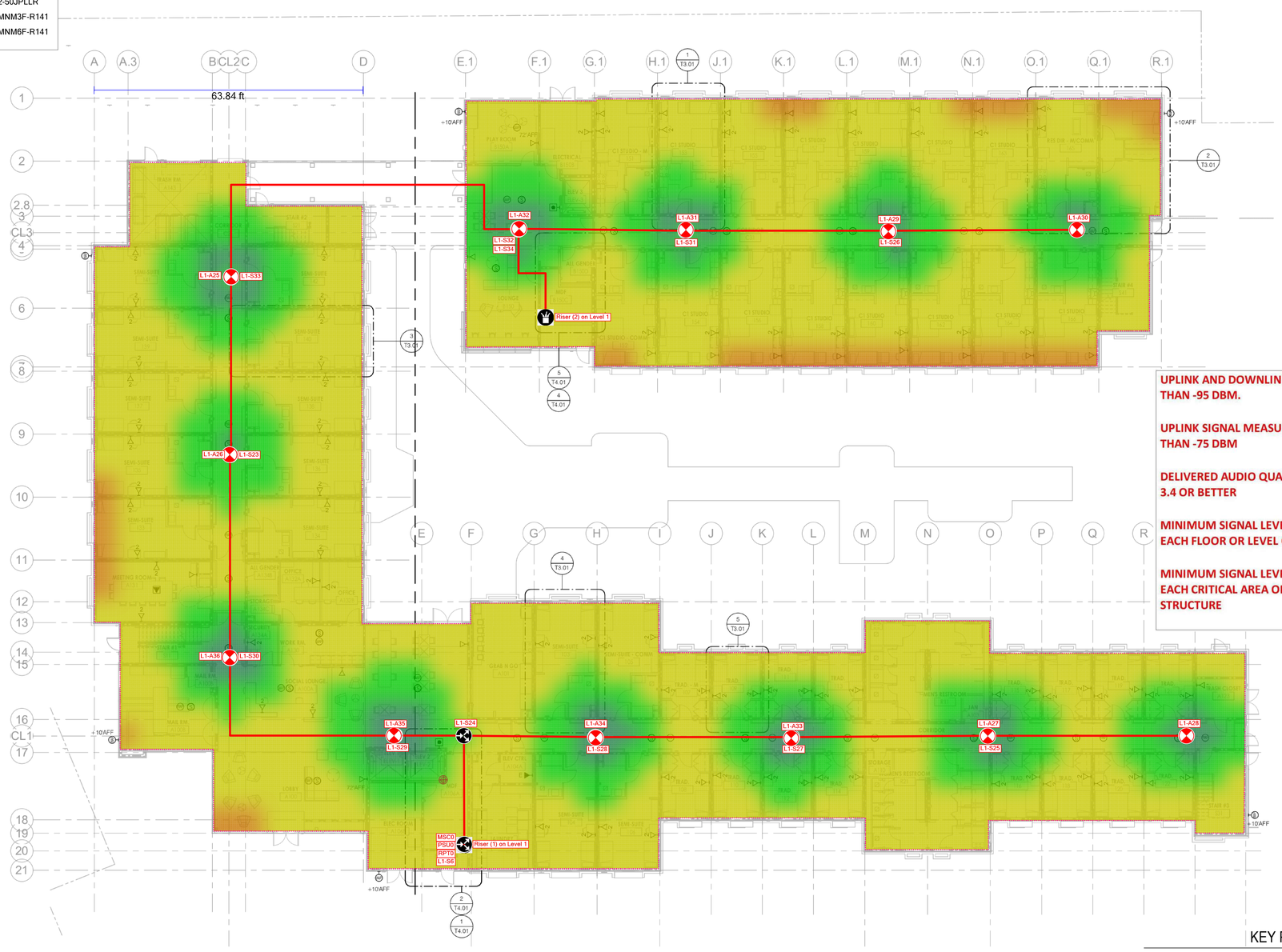

Indoor prediction legend

Power [dBm]
- >-40.00 (0.0%)
- >-65.00 (5.7%)
- >-75.00 (28.0%)
- >-85.00 (96.8%)
- >-90.00 (100.0%)
- >-95.00 (100.0%)
- >-105.00 (100.0%)
- >-120.00 (100.0%)

Public Safety - UHF - Analog

Min -95.00 dBm: 100.0 % >= 95.0 %

UPLINK AND DOWNLINK SIGNAL LEVELS SHALL BE NO LESS THAN -95 DBM.

UPLINK SIGNAL MEASURED AT TOWER SHALL BE NO MORE THAN -75 DBM

DELIVERED AUDIO QUALITY (DAQ) PER NIST 99-358 SHALL BE 3.4 OR BETTER

MINIMUM SIGNAL LEVEL AND DAQ SHALL BE MET IN 95% OF EACH FLOOR OR LEVEL OF THE STRUCTURE

MINIMUM SIGNAL LEVEL AND DAQ SHALL BE MET IN 99% OF EACH CRITICAL AREA ON EACH FLOOR OR LEVEL OF THE STRUCTURE

KEY PLAN

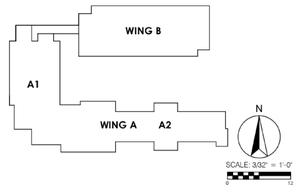

DSA STAMP

HPI architecture
www.hpiarchitecture.com
115 22nd street
Newport Beach, CA
92663
o: 949.675.6442

SEAL

LICENSED ARCHITECT AMMAR NAJI SARSAM C-30902 12/31/2025 RENEWAL DATE STATE OF CALIFORNIA

A# 03-123205 INC: 02

CONSULTANTS

P2S ENG
Long Beach // Irvine // Los Angeles
San Diego // San Jose // Seattle
p2sinc.com

REGISTERED PROFESSIONAL ENGINEER No. E32229 Bryant Izaga ELECTRICAL STATE OF CALIFORNIA

PROJECT TITLE
COMPTON COLLEGE
STUDENT HOUSING
INCREMENT 2 OF 2 - BUILDING & ASSOCIATED SITE WORK
1111 E. ARTESIA BLVD., COMPTON, CA 90221

Compton College

ISSUED		
#	DATE	DESCRIPTION
	10/19/2023	DSA BACKCHECK SUBMITTAL
	12/20/2023	ERRCS DRAWING SUBMITTAL
A	03/01/2024	REVISION A

PROJECT IDENTIFICATION

THE DRAWINGS IN THE SHEET INDEX WERE ORIGINALLY CREATED IN AUTODESK REVIT V. 2018 UNLESS OTHERWISE NOTED.

THE ORIGINAL SIZE OF THIS SHEET IS 30" X 42".

THESE DRAWINGS AND SPECIFICATIONS ARE THE PROPERTY AND COPYRIGHT OF THE ARCHITECT AND SHALL NOT BE USED ON ANY OTHER PROJECT OR LOCATIONS EXCEPT AS DESCRIBED ON THE DRAWINGS, WITHOUT WRITTEN AGREEMENT WITH THE ARCHITECT.

© HPI ARCHITECTURE 2022

SHEET TITLE
FLOOR PLAN - LEVEL 1

SHEET NUMBER
ER2.70

A

CONSTRUCTION DOCUMENTS

12/20/2023 3:37:59 PM Autodesk Docs://Compton College Student Housing/Compton College Student Housing_MEP.rvt

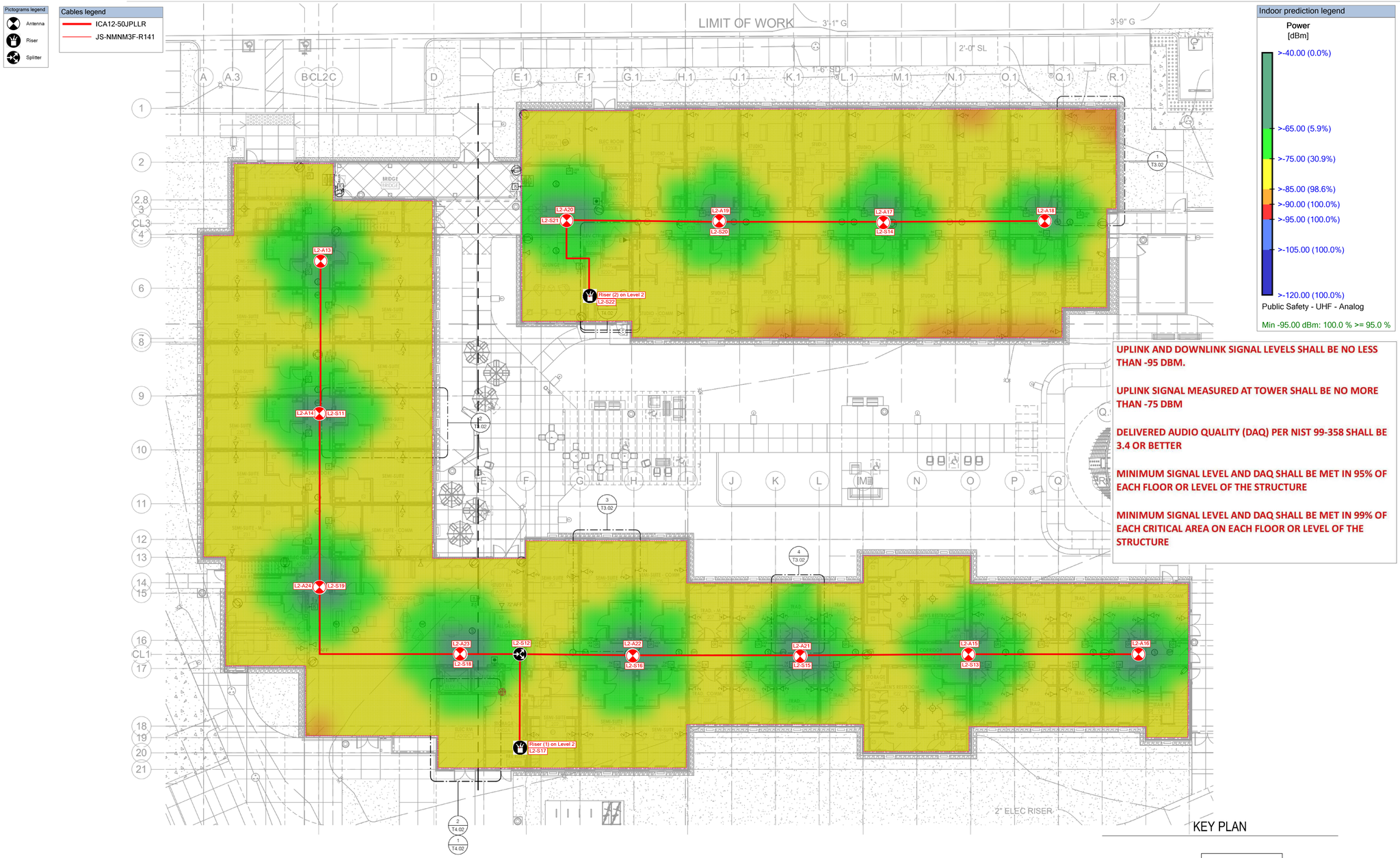

UPLINK AND DOWNLINK SIGNAL LEVELS SHALL BE NO LESS THAN -95 DBM.

UPLINK SIGNAL MEASURED AT TOWER SHALL BE NO MORE THAN -75 DBM

DELIVERED AUDIO QUALITY (DAQ) PER NIST 99-358 SHALL BE 3.4 OR BETTER

MINIMUM SIGNAL LEVEL AND DAQ SHALL BE MET IN 95% OF EACH FLOOR OR LEVEL OF THE STRUCTURE

MINIMUM SIGNAL LEVEL AND DAQ SHALL BE MET IN 99% OF EACH CRITICAL AREA ON EACH FLOOR OR LEVEL OF THE STRUCTURE

KEY PLAN

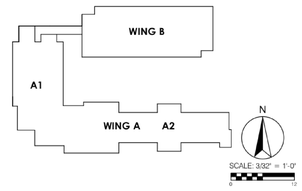

DSA STAMP

HPI architecture
www.hpiarchitecture.com
115 22nd street
Newport Beach, CA
92663
o: 949.675.6442

SEAL

LICENSED ARCHITECT
AMMAR NAJI SARSAM
C-30902
12/31/2025
RENEWAL DATE
STATE OF CALIFORNIA

A# 03-123205 INC: 02

CONSULTANTS

P2S ENG
Long Beach // Irvine // Los Angeles
San Diego // San Jose // Seattle
p2sinc.com

REGISTERED PROFESSIONAL ENGINEER
No. E22224
Bryant Scraps
ELECTRICAL
STATE OF CALIFORNIA

PROJECT TITLE
COMPTON COLLEGE
STUDENT HOUSING
INCREMENT 2 OF 2 - BUILDING & ASSOCIATED SITE WORK
1111 E. ARTESIA BLVD., COMPTON, CA 90221

Compton College

ISSUED

#	DATE	DESCRIPTION
	10/19/2023	DSA BACKCHECK SUBMITTAL
	12/20/2023	ERRCS DRAWING SUBMITTAL
A	03/01/2024	REVISION A

PROJECT IDENTIFICATION

THE DRAWINGS IN THE SHEET INDEX WERE ORIGINALLY CREATED IN AUTODESK REVIT V. 2018 UNLESS OTHERWISE NOTED.

THE ORIGINAL SIZE OF THIS SHEET IS 30" X 42".

THESE DRAWINGS AND SPECIFICATIONS ARE THE PROPERTY AND COPYRIGHT OF THE ARCHITECT AND SHALL NOT BE USED ON ANY OTHER PROJECT OR LOCATIONS EXCEPT AS DESCRIBED ON THE DRAWINGS, WITHOUT WRITTEN AGREEMENT WITH THE ARCHITECT.

© HPI ARCHITECTURE 2022

SHEET TITLE
FLOOR PLAN - LEVEL 2

SHEET NUMBER
ER2.80
A

CONSTRUCTION DOCUMENTS

12/20/2023 3:38:03 PM Autodesk Docs://Compton College Student Housing/Compton College Student Housing_MEP.rvt

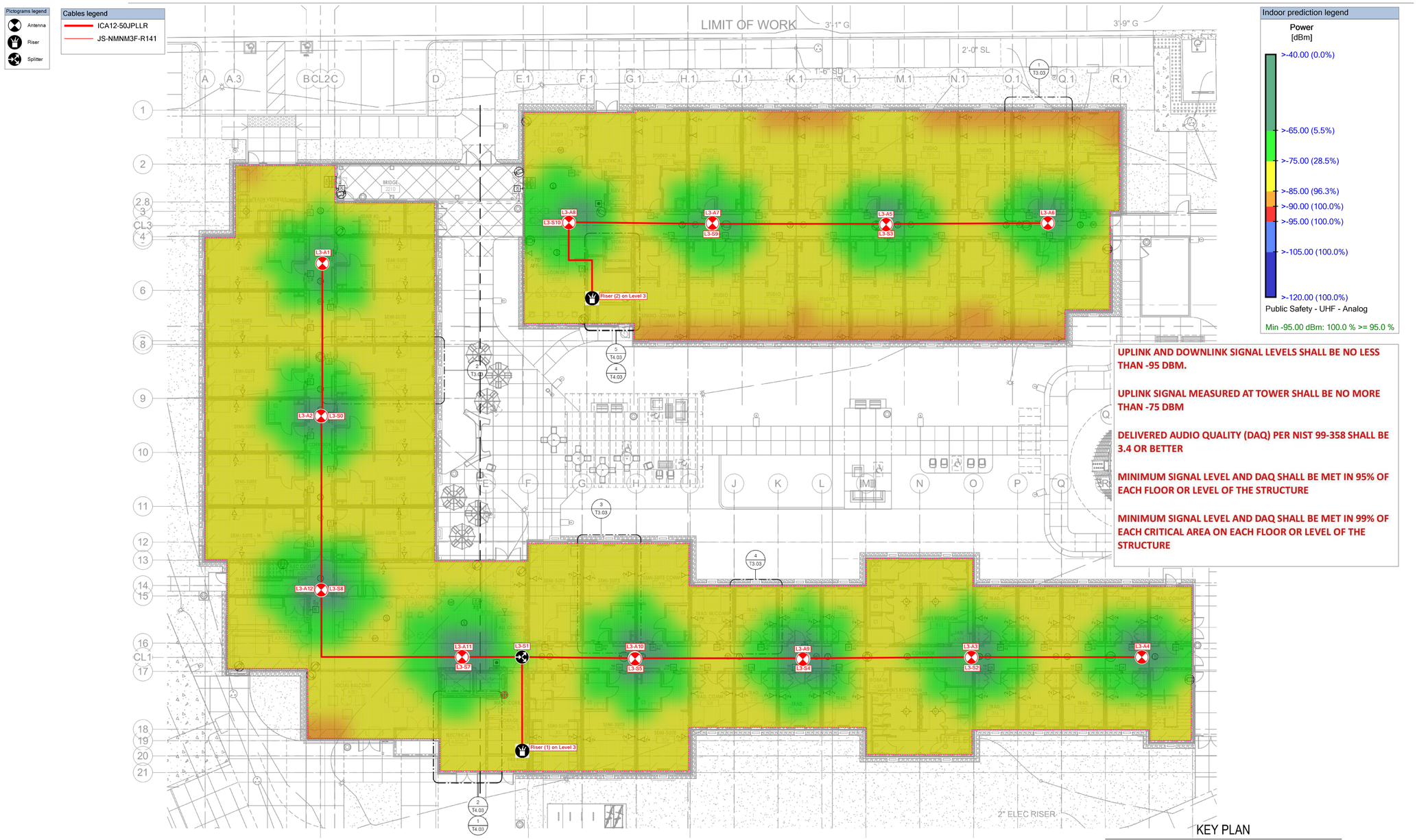

UPLINK AND DOWNLINK SIGNAL LEVELS SHALL BE NO LESS THAN -95 DBM.

UPLINK SIGNAL MEASURED AT TOWER SHALL BE NO MORE THAN -75 DBM

DELIVERED AUDIO QUALITY (DAQ) PER NIST 99-358 SHALL BE 3.4 OR BETTER

MINIMUM SIGNAL LEVEL AND DAQ SHALL BE MET IN 95% OF EACH FLOOR OR LEVEL OF THE STRUCTURE

MINIMUM SIGNAL LEVEL AND DAQ SHALL BE MET IN 99% OF EACH CRITICAL AREA ON EACH FLOOR OR LEVEL OF THE STRUCTURE

100.00 ft

KEY PLAN

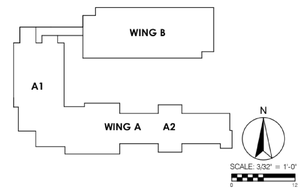

DSA STAMP

HPI architecture
www.hpiarchitecture.com
115 22nd street
Newport Beach, CA
92663
o: 949.675.6442

SEAL

LICENSED ARCHITECT
AMMAR NAJI SARSAM
C-30902
12/31/2025
RENEWAL DATE
STATE OF CALIFORNIA

A# 03-123205 INC: 02

CONSULTANTS

P2S ENG
Long Beach // Irvine // Los Angeles
San Diego // San Jose // Seattle
p2sinc.com

REGISTERED PROFESSIONAL ENGINEER
No. E32229
Bryant Szabo
ELECTRICAL
STATE OF CALIFORNIA

PROJECT TITLE
COMPTON COLLEGE
STUDENT HOUSING
INCREMENT 2 OF 2 - BUILDING & ASSOCIATED SITE WORK
1111 E. ARTESIA BLVD., COMPTON, CA 90221

Compton College

ISSUED

#	DATE	DESCRIPTION
	10/19/2023	DSA BACKCHECK SUBMITTAL
	12/20/2023	ERRCS DRAWING SUBMITTAL
A	03/01/2024	REVISION A

PROJECT IDENTIFICATION

THE DRAWINGS IN THE SHEET INDEX WERE ORIGINALLY CREATED IN AUTODESK REVIT V. 2018 UNLESS OTHERWISE NOTED.

THE ORIGINAL SIZE OF THIS SHEET IS 30" X 42".

THESE DRAWINGS AND SPECIFICATIONS ARE THE PROPERTY AND COPYRIGHT OF THE ARCHITECT AND SHALL NOT BE USED ON ANY OTHER PROJECT OR LOCATIONS EXCEPT AS DESCRIBED ON THE DRAWINGS, WITHOUT WRITTEN AGREEMENT WITH THE ARCHITECT.

© HPI ARCHITECTURE 2022

SHEET TITLE

FLOOR PLAN - LEVEL 3

SHEET NUMBER

ER2.90

A

CONSTRUCTION DOCUMENTS

12/20/2023 3:38:06 PM Autodesk Docs://Compton College Student Housing/Compton College Student Housing_MEP.rvt

* **NOTE**
THIS MATERIAL WAS EXTRACTED BY 3M FIRE PROTECTION PRODUCTS FROM THE 2004 EDITION OF THE UL FIRE RESISTANCE DIRECTORY.

System No.W-J-1010

June 15, 2005
F Rating - 3 Hr
T Ratings - 1, 1-1/2 and 2 Hr (See Item 2)
L Rating At Ambient - 2 CFM/sq ft
L Rating At 400 F - less than 1 CFM/sq ft

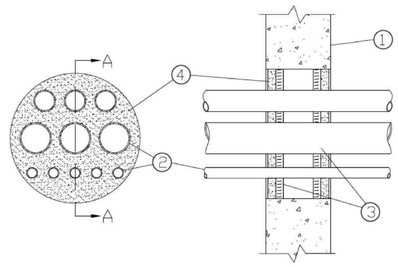

SECTION A-A

1. Wall Assembly - Min 6 in. (152 mm) thick lightweight or normal weight (100-150 pcf or 1600-2400 kg/m3) concrete. Wall may also be constructed of any UL Classified **Concrete Blocks***. Max diam of opening is 12 in. (305 mm).

See **Concrete Blocks** (CAZT) category in the Fire Resistance Directory for names of manufacturers.

2. Steel Pipe or Conduit - Nom 3 in. (76 mm) diam (or smaller) Schedule 10 (or heavier) steel pipe, steel conduit or steel electrical metallic tubing. Multiple pipes and/or conduit permitted in opening provided a min separation of 1/4 in. (6 mm) is maintained between pipes or conduits. Pipes and/or conduits to be rigidly supported on both sides of the wall assembly.

The T Rating of the firestop system is dependent upon the max diam of the pipes or conduits, as tabulated below:

Max Pipe or Conduit Diam in. (mm)	T Rating Hr
3 (76)	1
1 (25)	1-1/2
3/4 (19)	2

3. Packing Material - Min 1 in. (25 mm) thick rigid glass fiber insulation or mineral wool batt insulation firmly packed into opening on both sides of wall assembly as a permanent form. Packing material to be recessed min 1 in. (25 mm) from surface of wall on both sides of wall assembly.

4. Fill,Void or Cavity Materials* - Caulk or Sealant - Applied to fill the through opening to a min depth of 1 in. (25 mm) on both sides of wall assembly.

3M COMPANY - CP 25WB+ caulk or FB-3000 WT sealant.

*Bearing the UL Classification Marking

WALL PENETRATION CONCRETE SCALE: N.T.S **3**

* **NOTE**
THIS MATERIAL WAS EXTRACTED BY 3M FIRE PROTECTION PRODUCTS FROM THE 2004 EDITION OF THE UL FIRE RESISTANCE DIRECTORY.

System No. C-AJ-1044

June 15, 2005
F Ratings - 2, 3, and 4 Hr (See Items 2A and 4)
T Rating - 0 Hr
L Rating At Ambient - 2 CFM/sq ft
L Rating At 400 F - less than 1 CFM/sq ft
W Rating - Class I (See Item 4)

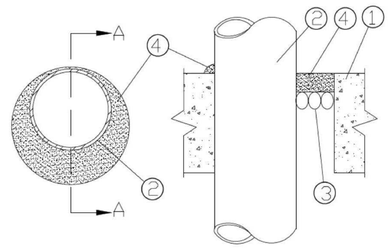

SECTION A-A

1. Floor or Wall Assembly - Lightweight or normal weight (100-150 pcf or 1600-2400 kg/m3) concrete. Except as noted in table under Item 4, min thickness of solid concrete floor or wall assembly is 4-1/2 in. (114 mm). Floor may also be constructed of any min 6 in. (152 mm) thick UL Classified hollow core **Precast Concrete Units***. When floor is constructed of hollow core precast concrete units, packing material (Item 3) and caulk fill material (Item 4) to be installed symmetrically on both sides of floor, flush with floor surface. Wall assembly may also be constructed of any UL Classified **Concrete Blocks***. Max diam of opening is in solid lightweight or normal weight concrete. Floor is 32 in. (813 mm). Max diam of opening in floor constructed of hollow-core precast concrete units is 7 in. (178 mm).

See **Concrete Blocks** (CAZT) and **Precast Concrete Units** (CFTV) categories in the Fire Resistance Directory for names of manufacturers.

1A. Steel Sleeve (Optional, not shown) - Max 15 in. (381 mm) ID (or smaller) Schedule 10 (or heavier) steel sleeve cast or grouted into floor or wall assembly. Sleeve may extend a max of 2 in. (51 mm) above top of floor or beyond either surface of wall. Max 16 in. (406 mm) ID (or smaller) min 0.028 (0.71 mm) wall thickness (or heavier) galvanized steel sleeve cast or grouted into floor or wall assembly. Sleeve may extend a max of 1/2 in. (13 mm) beyond either surface of floor or wall.

2. Through Penetrants - One metallic pipe, conduit or tubing to be installed either concentrically or eccentrically within the firestop system. Max annular space between pipe, conduit or tubing and edge of through opening or sleeve is dependent on the parameters shown in Item 4. Min annular space between pipe or conduit and edge of through opening is 0 in. (0 mm) (point contact). Pipe conduit or tubing to be rigidly supported on both sides of floor or wall assembly. The following types and sizes of metallic pipes, conduits or tubing may be used:

A. Steel Pipe - Nom 30 in. (762 mm) diam (or smaller) Schedule 10 (or heavier) steel pipe.
B. Iron Pipe - Nom 30 in. (762 mm) diam (or smaller) cast or ductile iron pipe.
C. Conduit - Nom 6 in. (152 mm) diam (or smaller) rigid steel conduit.
D. Conduit - Nom 4 in. (102 mm) diam (or smaller) steel electrical metallic tubing.
E. Copper - Tubing Nom 6 in. (152 mm) diam (or smaller) Type L (or heavier) copper tube.
F. Copper Pipe - Nom 6 in. (152 mm) diam (or smaller) Regular (or heavier) copper pipe.

3. Packing Material - Polyethylene backer rod or nom 1 in. (25 mm) thickness of tightly-packed mineral wool batt or glass fiber insulation firmly packed into opening as a permanent form. Packing material to be recessed from top surface of floor or from both surfaces of wall as required to accommodate the required thickness of caulk fill material (Item 4).

4. Fill,Void or Cavity Material* - Caulk or Sealant - Applied to fill the annular space flush with top surface of floor. In wall assemblies, required caulk thickness to be installed symmetrically on both sides of wall, flush with wall surface. At point contact location between penetrant and sleeve or between penetrant and concrete, a min 1/4 in. (6 mm) diam bead of caulk shall be applied at top surface of floor and at both surfaces of wall. The hourly F Ratings and the min required caulk thicknesses are dependent upon a number of parameters, as shown in the following table:

Min Floor or Wall Thkns In. (mm)	Nom Pipe Tube or Conduit Diam in. (mm)	Max Annular Space in. (mm)	Min Caulk Thkns in. (mm)	F Rating Hr
2-1/2 (64)	1/2-12 (13-305)	1-3/8 (35)	1/2 (13)	2
2-1/2 (64)	1/2-12 (13-305)	3-1/4 (83)	1 (25)	2
4-1/2 (114)	1/2-6 (13-152)	1-3/8 (35)	1/4 (6) (a)	2
4-1/2 (114)	1/2-12 (13-305)	1-1/4 (32)	1/2 (13)	3
4-1/2 (114)	1/2-20 (13-508)	2 (51)	1 (25)	3
4-1/2 (114)	1/2-20 (13-508)	2 (51)	1 (25)	3
4-1/2 (114)	1/2-12 (13-305)	3-1/4 (83)	1 (25)	3
4-1/2 (114)	22-36 (558-762)	2 (51)	2 (51)	3
5-1/2 (140)	1/2-6 (13-152)	1-3/8 (35)	1 (25) (b)	4

(a)Min 2 in. (51 mm) thickness of mineral wool batt insulation required in annular space.
(b)Min 1 in. (25 mm) thickness of mineral wool batt insulation required in annular space on both sides of floor or wall assembly. Min 1 in. (25 mm) thickness of caulk to be installed flush with each surface of floor or wall assembly.

3M COMPANY - CP 25WB+ caulk or FB-3000 WT sealant. (Note: W Rating applies only when FB-3000 WT sealant is used.)

*Bearing the UL Classification Marking

FLOOR/CEILING PENETRATION CONCRETE SCALE: N.T.S **2**

* **NOTE**
THIS MATERIAL WAS EXTRACTED BY 3M FIRE PROTECTION PRODUCTS FROM THE 2004 EDITION OF THE UL FIRE RESISTANCE DIRECTORY.

System No. F-C-1010

F Ratings - 1 and 2 Hr (See Item 1)
T Ratings - 1/2, 3/4, 1 and 1-1/2 Hr (See Item 2)
L Rating At Ambient - Less Than 1 CFM/sq ft
L Rating At 400 F - Less Than 1 CFM/sq ft

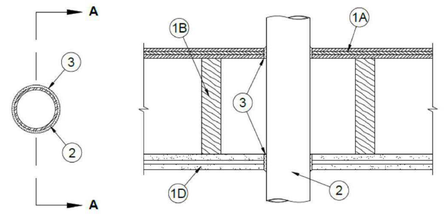

SECTION A-A

1. **Floor-Ceiling Assembly** - The 1 hr fire-rated solid or trussed lumber joist floor-ceiling assembly shall be constructed of the materials and in the manner specified in the individual L500 Series Floor-Ceiling Designs in the UL Fire Resistance Directory. The 2 hr fire-rated wood joist floor-ceiling assembly shall be constructed of the materials and in the manner specified in Design Nos. L505, L511 or L536 in the UL Fire Resistance Directory. The F Rating of the firestop system is equal to the hourly fire rating of the floor-ceiling assembly. The general construction features of the floor-ceiling assembly are summarized below:
   A. Flooring System - Lumber or plywood subfloor with finish floor of lumber, plywood or Floor Topping Mixture* as specified in the individual Floor-Ceiling Design. Max diam of floor opening is 5 in.
   B. Wood Joists* - For 1 hr fire-rated floor-ceiling assemblies, nom 10 in. deep (or deeper) lumber, steel or combination lumber and steel joists, trusses or Structural Wood Members* with bridging as required and with ends firestopped. For 2 hr fire-rated floor-ceiling assemblies, nom 2 by 10 in. lumber joists spaced 16 in. OC with nom 1 by 3 in. lumber bridging and with ends firestopped.
   C. Furring Channels - (Not Shown) - In 2 hr fire-rated assemblies, resilient galv steel furring installed perpendicular to wood joists between first and second layers of gypsum board (Item 1 D). Furring channels spaced max 24 in. OC. In 1 hr fire-rated assemblies, resilient galv steel furring installed perpendicular to wood joists between gypsum board and wood joists as specified in the individual Floor-Ceiling Design. Furring channels spaced max 24 in. OC
   D. Gypsum Board* - Nom 4 ft wide by 5/8 in. thick as specified in the individual Floor-Ceiling Design. First layer of gypsum board secured to wood joists or furring channels as specified in the individual Floor-Ceiling Design. Second layer of gypsum board (2 hr fire-rated assembly) screw-attached to furring channels as specified in the individual Floor-Ceiling Design. Max diam of ceiling opening is 5 in.

2. **Through Penetrants -** One metallic pipe, conduit or tube installed approximately midway between wood joists. Diam of openings hole-sawed through flooring system and through gypsum board ceiling to be nom 1/2 in. greater than the outside diam of through-penetrant. For 1 hr rated floor assemblies, through penetrant to be installed either concentrically or eccentrically within the opening with an annular space of 0 in. (point contact) to 1/2 in. For 2 hr rated floor assemblies, through penetrant to be centered in the opening. Pipe, conduit or tube to be rigidly supported on both sides of floor-ceiling assembly. The following types and sizes of metallic pipes, conduits or tubing may be used:
   A. **Steel Pipe -** Nom 4 in. diam (or smaller) Schedule 5 (or heavier) steel pipe.
   B. **Iron Pipe -** Nom 4 in. diam (or smaller) cast or ductile iron pipe.
   C. **Conduit -** Nom 4 in. diam (or smaller) steel electrical metallic tubing or steel conduit.
   D. **Copper Pipe -** Nom 4 in. diam (or smaller) Regular (or heavier) copper pipe.
   E. **Copper Tubing -** Nom 4 in. diam (or smaller) Type L (or heavier) copper tubing.

   The T Rating of the firestop system is dependent upon the hourly rating of the floor-ceiling assembly and type of through-penetrant used as shown in the table below:

Floor Ceiling Rating Hr	Type of Penetrant	T Rating Hr
1	Steel or Iron Pipe	1
1	Steel Conduit	1
1	Copper Tube or Pipe	3/4
2	Steel or Iron Pipe	1-1/2
2	Steel Conduit	1-1/2
2	Copper Tube or Pipe	1/2

3. **Fill, Void or Cavity Material* - Sealant -** Fill material forced into annulus to fill space to max extent possible on top surface of floor and bottom surface of ceiling. Min 3/8 in. diam bead of fill material applied at point contact location on top surface of floor and on bottom surface of gypsum board ceiling.

SPECIFIED TECHNOLOGIES INC - SpecSeal Series SSS Sealant or SpecSeal LCI Sealant

*Bearing the UL Classification Mark

FLOOR/CEILING PENETRATION WOOD SCALE: N.T.S **1**

DSA STAMP

architecture
www.hpiarchitecture.com
115 22nd street
Newport Beach, CA
92663
o: 949.675.6442

SEAL

LICENSED ARCHITECT
AMMAR NAJI SARSAM
C-30902
12/31/2025
RENEWAL DATE
STATE OF CALIFORNIA

A# 03-123205 INC: 02

CONSULTANTS

P2S ENG
Long Beach // Irvine // Los Angeles
San Diego // San Jose // Seattle
p2sinc.com

REGISTERED PROFESSIONAL ENGINEER
No. E32229
Bryant Szabo
ELECTRICAL
STATE OF CALIFORNIA

PROJECT TITLE
COMPTON COLLEGE STUDENT HOUSING
INCREMENT 2 OF 2 - BUILDING & ASSOCIATED SITE WORK
1111 E. ARTESIA BLVD., COMPTON, CA 90221

Compton College

ISSUED

#	DATE	DESCRIPTION
	10/19/2023	DSA BACKCHECK SUBMITTAL
	12/20/2023	ERRCS DRAWING SUBMITTAL
A	03/01/2024	REVISION A

PROJECT IDENTIFICATION

THE DRAWINGS IN THE SHEET INDEX WERE ORIGINALLY CREATED IN AUTODESK REVIT V. 2018 UNLESS OTHERWISE NOTED.

THE ORIGINAL SIZE OF THIS SHEET IS 30" X 42".

THESE DRAWINGS AND SPECIFICATIONS ARE THE PROPERTY AND COPYRIGHT OF THE ARCHITECT AND SHALL NOT BE USED ON ANY OTHER PROJECT OR LOCATIONS EXCEPT AS DESCRIBED ON THE DRAWINGS, WITHOUT WRITTEN AGREEMENT WITH THE ARCHITECT.

© HPI ARCHITECTURE 2022

SHEET TITLE
DETAILS

SHEET NUMBER
ER3.10
A

CONSTRUCTION DOCUMENTS

12/20/2023 3:38:09 PM Autodesk Docs://Compton College Student Housing/Compton College Student Housing_MEP.rvt

DONOR ANTENNA DETAIL

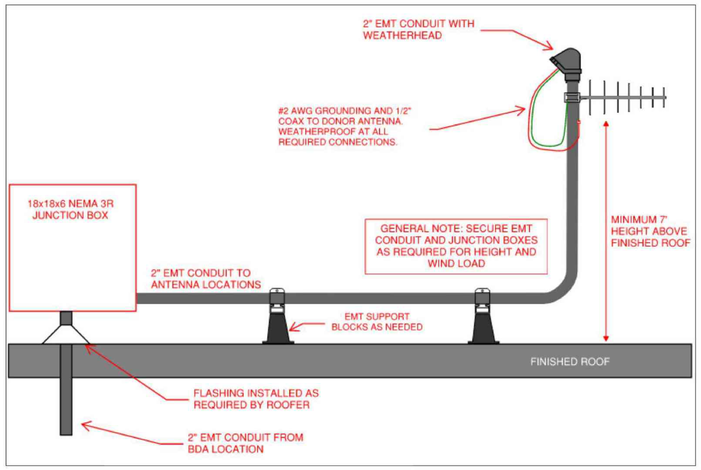

ROOFTOP JUNCTION BOX DETAIL

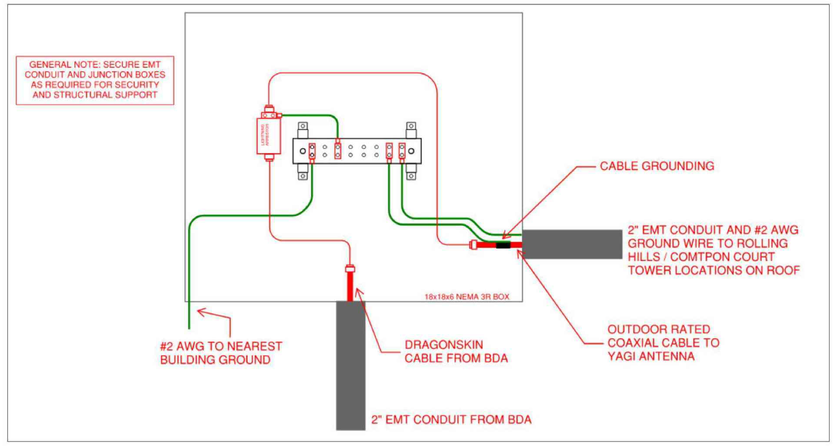

TYPICAL DOME ANTENNA INSTALLATION

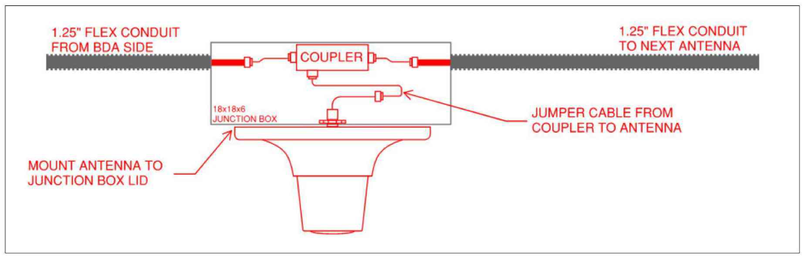

HEAD END INSTALLATION DETAIL. NOTE: MECHANICAL PROTECTION OF PASSIVE COMPONENTS NOT SHOWN.

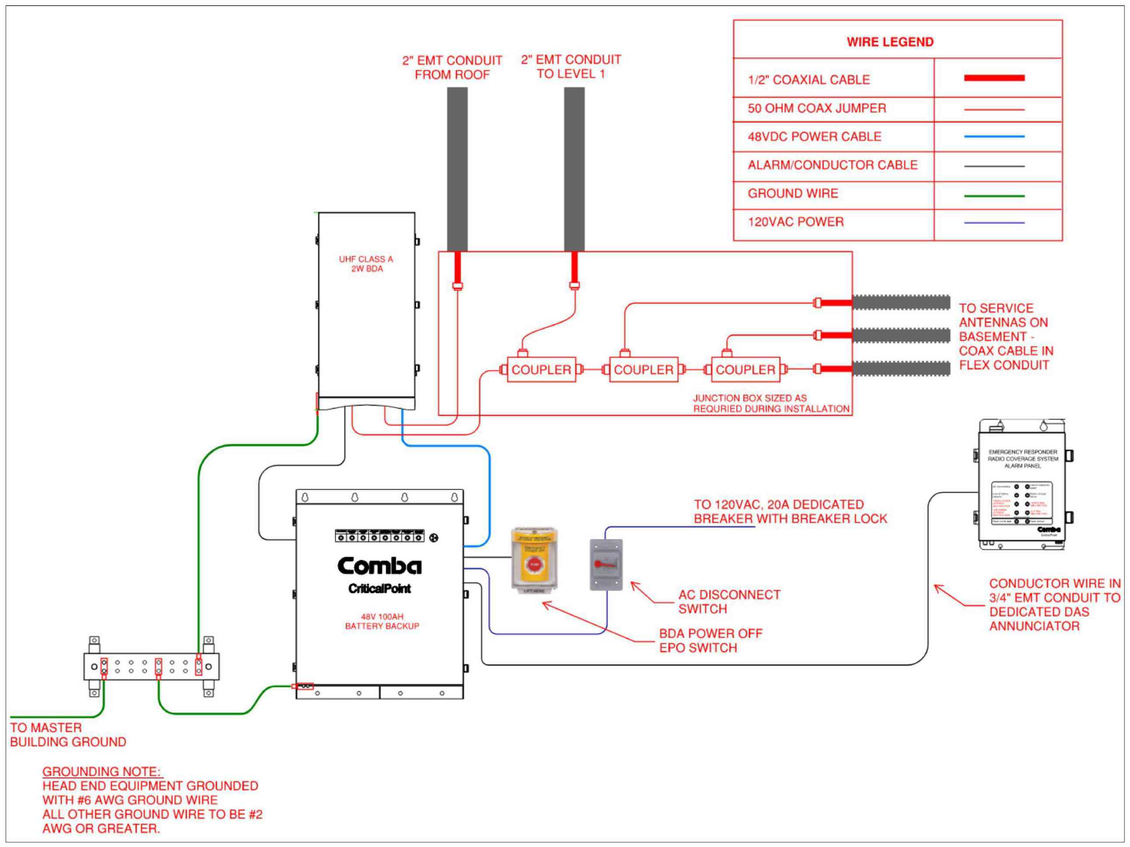

WIRING DETAIL

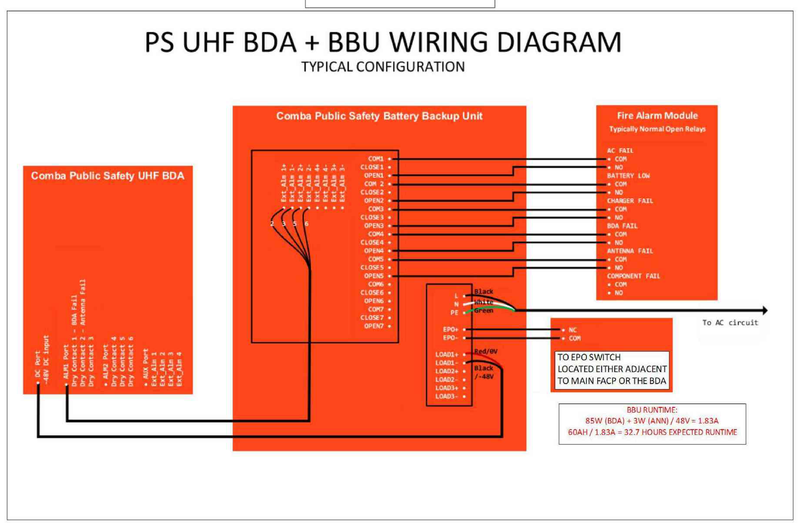

DSA STAMP

architecture
www.hpiarchitecture.com
115 22nd street
Newport Beach, CA
92663
o: 949.675.6442

SEAL

LICENSED ARCHITECT AMMAR NAJI SARSAM C-30902 12/31/2025 RENEWAL DATE STATE OF CALIFORNIA

A# 03-123205 INC: 02

CONSULTANTS

P2S ENG

Long Beach // Irvine // Los Angeles
San Diego // San Jose // Seattle

p2sinc.com

REGISTERED PROFESSIONAL ENGINEER BRYANT M. ISRAEL No. E22224 ELECTRICAL STATE OF CALIFORNIA

PROJECT TITLE

COMPTON COLLEGE STUDENT HOUSING

INCREMENT 2 OF 2 - BUILDING & ASSOCIATED SITE WORK

1111 E. ARTESIA BLVD., COMPTON, CA 90221

Compton College

ISSUED

#	DATE	DESCRIPTION
	10/19/2023	DSA BACKCHECK SUBMITTAL
	12/20/2023	ERRCS DRAWING SUBMITTAL
A	03/01/2024	REVISION A

PROJECT IDENTIFICATION

THE DRAWINGS IN THE SHEET INDEX WERE ORIGINALLY CREATED IN AUTODESK REVIT V. 2018 UNLESS OTHERWISE NOTED.

THE ORIGINAL SIZE OF THIS SHEET IS 30" X 42".

THESE DRAWINGS AND SPECIFICATIONS ARE THE PROPERTY AND COPYRIGHT OF THE ARCHITECT AND SHALL NOT BE USED ON ANY OTHER PROJECT OR LOCATIONS EXCEPT AS DESCRIBED ON THE DRAWINGS, WITHOUT WRITTEN AGREEMENT WITH THE ARCHITECT.

© HPI ARCHITECTURE 2022

SHEET TITLE

DETAILS

SHEET NUMBER

ER3.11

CONSTRUCTION DOCUMENTS

RFS Installation Instructions for 2HB12-50JPLX Cables

dragonskin™

CLASSIFIED UL

ANSI/UL 2196

Cable Marking: E239351 (UL) CATVP_SAWG_75C_RFS_DragonSkin™_ 2HB12-50JPLX_ UL 2196 - FRR 2.0H 50V FHIT.1250 U-KKKKK-MMYY-XXXX FT

General Installation Requirements for RFS 2HB12-50JPLX DragonSkin Cable

DragonSkin™, the new generation of CATVP coaxial cables, are used to distribute Radio Frequency (RF) signals.

DragonSkin™ cable is rated to 50V with a 2hr fire resistive rating. System FHIT.1250.

The cable marking is as follows: E239351 (UL) CATVP_SAWG_75C_RFS_DragonSkin™_ 2HB12-50JPLX_UL 2196 - FRR 2.0H 50V FHIT.1250 U-KKKKK-MMYY-XXXX FT

X will be R or B to indicate Red or Black in color.

DragonSkin™ cable is a patent-pending design.

Authorities Having Jurisdiction should be consulted before installation.

These instructions were written for qualified and experienced personnel. Installation is to be in accordance with the National Electric Code (NEC). They describe the main points which must be followed during the installation.

General Remarks

In principle, care must be taken to avoid any strain that may cause physical damage, electrical/RF degradation, (e.g. over bending, stepping over cable, pulling over sharp edges, etc.).

Mechanical Features of 2HB12-50JPLX

• Weight, approximately	0.45 kg/m	(0.3 lb/ft)
• Minimum Bending radius, single bending	152 mm	(6in)
• Minimum Bending radius, repeated bending	254 mm	(10in)
• Required clamp spacing	0.61 m	(2ft)

Transport/Shipment & Handling of the Drum

Drums must be handled carefully, in order to avoid any deformation of the drum and the cable.

- If the drum will be shipped (e.g. by van or truck) the drum must be secured against rolling. Take special care when loading and unloading. Do not roll the drum from high levels (load floor) of the vehicle without protective measures (e.g. roll the drum from the vehicle by using planks as a ramp). Do not drop the drum down!

- Cable will be shipped on a reel, whereas forklifts may be used. The forks must be long enough to engage both flanges of the drum at the same time to avoid cable damage.
- If a crane is used, a special hanger is necessary to avoid damaging the drum flanges.

- Do not lay the drum on its side, reels must be transported and handled in their up- right position only (the cable could be damaged or deformed because of its own weight).

- Make sure that the cable end is always properly sealed and fixed as close as possible to the drum core.

- Make note of the recommended taming direction of the drum. Do not remove the wooden plank before the drum is in position as shown below.

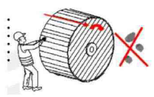

Hoisting/Pulling – Handling of the Cable (Where Applicable)

- Hoisting grips (e.g. used to support cable weight) must be used for vertical installation. Use one (1) hoisting grip for every 200 feet. Refer to the hoisting grip installation instruction.
- Do not drag the cable over sharp edges. If this cannot be avoided, protective measures must be taken such as having an additional person in place to guide the cable.
- In order to protect the cable against any damage, protective measures must be taken. If cables must be pulled in horizontal runs use pipe rollers or wooden planks.

- The minimum bending radius given on page 2 should be strictly observed. The DragonSkin™ cable is bent manually with a force that is applied in a distributed manner (while carefully pressing the hand sides along the cable (see Sketch 1).

Sketch 1

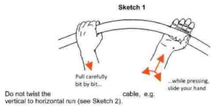

- Do not twist the cable, e.g. if changing from vertical to horizontal run (see Sketch 2).

Sketch 2

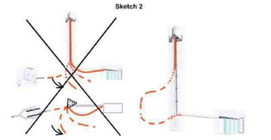

As shown from side (upper) and top (lower) view, do not swing the cable horizontally creating a twist in the vertical run.

As shown from side view, rather form a large bow and pull and guide the cable horizontally without creating a twist.

- Do not leave the cable hanging in a long free space, e.g. during the installation under a platform. In adverse conditions additional protective measures must be taken.
- Keep the cable end down during cutting and connector installation in order to prevent any particles from entering the cable.

standalone cable

Fixation of the Cable

1. **Wall or Floor Assembly —** Minimum 2-hour fire rated concrete or masonry wall or concrete floor. Opening in wall or floor through which cable or cable tray passes is to be sized to closely follow the contour of the cable or cable tray. Through opening in wall or floor to be fire stopped using a compatible firestop system.
2. **DragonSkin™ Cable —** The hourly fire rating applies to cable passing completely through a fire zone and terminating a minimum of 12 inches beyond the fire rated wall or floor bounding the fire zone. The cables as identified below may be installed in the horizontal or vertical orientations and contain bends with a **6** inches minimum bend radius.
3. **Clamp-type Supports —** For use with DragonSkin™ (Sketches 3, 4, 5, 6 and 7) The cable(s) installed horizontally or vertically shall be secured to the steel struts by (Sketch 3) stainless steel clamps (CLAMP-12). The maximum distance between the clamps is 24 inches. The clamps should be tightened with a 4-6mm gap between each clamp end.

   3A. **Trapeze-type Supports —** (Sketch 5) — The DragonSkin™ cable(s) shall be installed on trapeze-type supports with **stainless steel clamps (CLAMP-12), separated with a maximum of 24 inches.** The trapeze-type supports shall be secured from the surface of the floor.

   3B. **Non-Galvanized Cable Tray-Type Supports —** (Sketch 6) — The DragonSkin™ cable(s) shall be installed within cable trays **with stainless steel clamps (CLAMP-12) every 24 inches.** The cable tray-type supports shall be secured to the surface of the wall or floor.

Sketch 3: Cable Clamp

Sketch 4: Steel Struts

Sketch 5: Steel Strut Trapeze

Sketch 6: Cable Tray

Sketch 7: Clamp Spacing

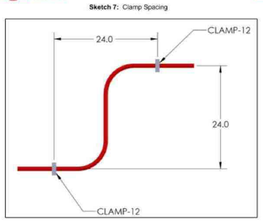

Cable in conduit

Fixation of the Cable

1. **Wall or Floor Assembly** — Concrete or masonry wall or concrete floor having an hourly rating corresponding to at least the FRR. Opening in wall or floor through which cable passes is to be sized to closely follow the contour of the cable. Through opening in wall or floor to be fitstopped using a compatible firestop system. See **Through-penetration Firestop Systems** (Guide XHEZ) category for presently Certified firestop systems.

2. **Raceway —** Horizontal and vertical installation.

ALLIED TUBE & CONDUIT CORPORATION — 2 inch. Type EMT E-Z Pull Brand

DragonSkin Cable	Minimum Raceway Trade Size, in.
	2

Note 1: Horizontal or Vertical Installation
Note 2: Only one cable inside the conduit

2A **Raceway Coupling** — (Not Shown).
COOPER CROUSE-HINDS/EATON – 2 in. compression (665 model).
ATKORE/KONKORE – 2 in. Set screw (SK200RKON model)

2B. Raceway Elbow — (Not Shown).
ALLIED TUBE & CONDUIT CORPORATION — 2 in. Type EMT E-Z Pull Brand.

3. **Fire Resistive Cables —**

RADIO FREQUENCY SYSTEMS INC — DragonSkin 2HB12-50JPLX Type CATVP cable. To be installed in described herein and in accordance with the manufacturer's installation instructions 603400216500 dated Aug 2020, File FHIR.R40176.

4. **Supports —** (Figure 4) - Min 12 gauge, by 1-1/2 in. wide or 1-5/8 in wide, painted or unpainted, slotted steel channels with hemmed flange edges. Channel bottom with or without holes. Lengths of slotted steel channels 5 ft. and less shall be secured to the wall or floor with a min of two 1/4 in. diameter (or larger) by 2-1/4 in. min long concrete screws, or 1/4 in. diameter (or larger) by 1-3/4 in. long min steel masonry anchors. One screw or anchor to be located at each end of the slotted steel channel. Lengths of slotted steel channel in excess of 5 ft. require a min of three screws or anchors, one at each end of the channel and one centrally located within the length of the channel. For horizontal and vertical cable installations, the cable(s) shall be

installed with Radio Frequency Systems Clamp-12 maximum of 2 ft. OC. Refer to the Manufacturer's Installation Instructions for additional details. For horizontal and vertical cable installations with conduit, the supports shall be spaced at a maximum of 5 ft OC.

4A. **Trapeze-type Supports** — (Figure 5) - The raceways shall be installed on/from trapeze-type supports. The trapeze-type supports shall be secured from the surface of the floor. The supports shall be spaced a maximum of 2 ft. OC. (Figure 9) - 5 ft. OC when used with conduit. Refer to the Manufacturer's Installation Instructions for additional details.

4B. **Cable Tray-type Supports** — (Figure 6) The cable(s) shall be installed within cables trays with Radio Frequency Systems Clamp-12 maximum of 2 ft. OC. When used with conduit, supports shall be spaced at a maximum of 5 ft OC. The cable tray-type supports shall be secured to the surface of the wall or floor. Refer to the Manufacturer's Installation Instructions for additional details.

5. **Clamps —** (Figure 3) one-piece single-bolt pipe clamps. Min 25 gauge stainless steel, 1-1/4 in. wide. Refer to manufactures installation instructions.

RADIO FREQUENCY SYSTEMS INC — Type Clamp-12

5A. **Clamps** — (Figure 8)
COOPER B-LINE SYS – 2 in. (B2096PAZN model)
ERICO PROD – 2 in. EMT (SCH32B model)
For horizontal or vertical cable installations, the clamp shall be spaced a maximum of 5 ft.

6. Pull Box - (Not Shown)
HOFFMAN – Pull box (ASE16X16X6NK model)

7. Pull Box Connector — (Not Shown).
COOPER CROUSE-HINDS/EATON – 2 in. compression (655 model).
ATKORE/KONKORE– 2 in. set screw (SC200RKON model)

8. Pulling Lubricant - (Figure 10) — When installing DragonSkin cables within a single conduit, the cable shall be coated with pulling lubricant.
AMERICAN POLYWATER CORP — Polywater LZ

9. Vertical Cable Supports - (Not Shown)
HUBBELL – Single eye grip .73-.85 (0730412B0 model). Vertical runs beyond the maximum distance (50 ft) requires the cables to be supported using a HUBBELL stainless steel wire mesh support grip within a vertical enclosure. The grip must be suspended from a steel bolt or steel hook fastened to the back or side wall of the enclosure.

*Bearing the Certification Mark of UL

Sketch 8: Two-piece Single-bolt Pipe Clamp

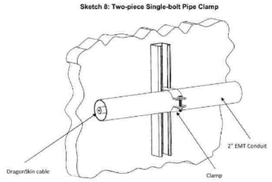

Sketch 9: Steel Strut Trapeze



Sketch 10: Hoisting Grip

© 2020 Radio Frequency Systems. RFS®, DragonSkin™ and the DragonSkin logomark are registered trademarks of Radio Frequency Systems.

DSA STAMP

HPI architecture
www.hpiarchitecture.com
115 22nd street
Newport Beach, CA
92663
o: 949.675.6442

SEAL

LICENSED ARCHITECT
AMMAR NAJI SARSAM
C-30902
12/31/2025
RENEWAL DATE
STATE OF CALIFORNIA

A# 03-123205 INC: 02

CONSULTANTS

P2S ENG
Long Beach // Irvine // Los Angeles
San Diego // San Jose // Seattle
p2sinc.com

REGISTERED PROFESSIONAL ENGINEER
No. E22229
Bryant Scott
ELECTRICAL
STATE OF CALIFORNIA

PROJECT TITLE
COMPTON COLLEGE STUDENT HOUSING
INCREMENT 2 OF 2 - BUILDING & ASSOCIATED SITE WORK
1111 E. ARTESIA BLVD., COMPTON, CA 90221

Compton College

ISSUED

#	DATE	DESCRIPTION
	10/19/2023	DSA BACKCHECK SUBMITTAL
	12/20/2023	ERRCS DRAWING SUBMITTAL
A	03/01/2024	REVISION A

PROJECT IDENTIFICATION

THE DRAWINGS IN THE SHEET INDEX WERE ORIGINALLY CREATED IN AUTODESK REVIT V. 2018 UNLESS OTHERWISE NOTED.

THE ORIGINAL SIZE OF THIS SHEET IS 30" X 42".

THESE DRAWINGS AND SPECIFICATIONS ARE THE PROPERTY AND COPYRIGHT OF THE ARCHITECT AND SHALL NOT BE USED ON ANY OTHER PROJECT OR LOCATIONS EXCEPT AS DESCRIBED ON THE DRAWINGS, WITHOUT WRITTEN AGREEMENT WITH THE ARCHITECT.

© HPI ARCHITECTURE 2022

SHEET TITLE
DETAILS

SHEET NUMBER
ER3.12

CONSTRUCTION DOCUMENTS

12/20/2023 3:38:13 PM Autodesk Docs://Compton College Student Housing/Compton College Student Housing_MEP.rvt

12/20/2023 3:38:17 PM Autodesk Docs://Compton College Student Housing/Compton College Student Housing_MEP.rvt

HORIZONTAL LINK BUDGET

Antenna ID	Operator	System ID	Coupler			Coupler				Coupler								Splitter		Cable		Other			Summary			Summary
			Thru Loss			Thru Loss				Tap Loss		Tap Loss						Loss							Sys Out Pwr Total	DAS Gain/Loss	Antenna Gain *	Antenna ERP
			Comba			Comba				Comba		Comba						Comba		RFS		Comba	PolyPhaser		Total			Pwr per Ch.
			DC-FR06-ON300C(I)	DC-FR07-ON300C(I)	DC-FR08-ON300C(I)	DC-FR13-ON300C(I)	DC-FR15-ON300C(I)	DC-FR20-ON300C(I)		DC-FR06-ON300C(I)	DC-FR07-ON300C(I)	DC-FR08-ON300C(I)	DC-FR13-ON300C(I)	DC-FR15-ON300C(I)	DC-FR20-ON300C(I)			PS-E2-ON50M(XH)		ICA12-50JPLLR		OY-YN-V11P	GTH-NFF-AL					
			-1.70 dB	-1.50 dB	-1.20 dB	-0.50 dB	-0.40 dB	-0.30 dB		-6.00 dB	-7.00 dB	-8.00 dB	-13.00 dB	-15.00 dB	-20.00 dB			-3.30 dB				11.17 dB	-0.10 dB					
			Qty	Qty	Qty	Qty	Qty	Qty	Subtotal (dB)	Qty	Qty	Qty	Qty	Qty	Qty	Subtotal (dB)	Qty	Subtotal (dB)	Length (feet)	Subtotal (dB)	Qty	Qty	Subtotal (dB)	(dBm)	(dB)	(dBd)	(dBm)
L1-A25	Public Safety	Public SafetyUHF - Analog - Sector 1		1		1		3	-2.9					1		-15			458.25	-9.97	1	1	11.07	-58.83	35.54	-0.24	-23.53
L1-A26	Public Safety	Public SafetyUHF - Analog - Sector 1		1		1		2	-2.6						1	-20			415.85	-8.89	1	1	11.07	-58.83	31.91	-0.24	-27.16
L1-A27	Public Safety	Public SafetyUHF - Analog - Sector 1	1	1	1				-4.4				1			-13	1	-3.3	417.94	-8.93	1	1	11.07	-58.83	33.78	-0.24	-25.29
L1-A28	Public Safety	Public SafetyUHF - Analog - Sector 1	1	1	1				-4.4				1			-13	1	-3.3	465.13	-10.09	1	1	11.07	-58.83	33.02	-0.24	-26.05
L1-A29	Public Safety	Public SafetyUHF - Analog - Sector 1	1	1	1	1	1	3	-6.2	1						-6	1	-3.3	646.74	-14.26	1	1	11.07	-58.83	33.25	-0.24	-25.82
L1-A30	Public Safety	Public SafetyUHF - Analog - Sector 1	1	1	1	1	1	3	-6.2	1						-6	1	-3.3	691.42	-15.38	1	1	11.07	-58.83	32.54	-0.24	-26.53
L1-A31	Public Safety	Public SafetyUHF - Analog - Sector 1		1	1	1	1	3	-4.5	2						-12			598.61	-13.08	1	1	11.07	-58.83	33.43	-0.24	-25.64
L1-A32	Public Safety	Public SafetyUHF - Analog - Sector 1		1		1	1	3	-3.3	1		1				-14			558.91	-12.05	1	1	11.07	-58.83	33.66	-0.24	-25.41
L1-A33	Public Safety	Public SafetyUHF - Analog - Sector 1		1	1				-2.7	1			1			-19			371.49	-7.78	1	1	11.07	-58.83	33.93	-0.24	-25.14
L1-A34	Public Safety	Public SafetyUHF - Analog - Sector 1		1					-1.5			1	1			-21			324.91	-6.63	1	1	11.07	-58.83	34.27	-0.24	-24.8
L1-A35	Public Safety	Public SafetyUHF - Analog - Sector 1		1		1			-2						1	-20			310.12	-6.37	1	1	11.07	-58.83	35.03	-0.24	-24.04
L1-A36	Public Safety	Public SafetyUHF - Analog - Sector 1		1		1		1	-2.3						1	-20			367.69	-7.71	1	1	11.07	-58.83	33.39	-0.24	-25.68
L2-A13	Public Safety	Public SafetyUHF - Analog - Sector 1			1				-2.9		1					-7	3	-9.9	470.78	-10.53	1	1	11.07	-58.83	33.47	-0.24	-25.6
L2-A14	Public Safety	Public SafetyUHF - Analog - Sector 1	1		1				-2.9		1					-7	3	-9.9	428.25	-9.45	1	1	11.07	-58.83	34.15	-0.24	-24.92
L2-A15	Public Safety	Public SafetyUHF - Analog - Sector 1	1		1				-2.9		1					-7	3	-9.9	430.34	-9.49	1	1	11.07	-58.83	34.12	-0.24	-24.95
L2-A16	Public Safety	Public SafetyUHF - Analog - Sector 1	1		1				-2.9		1					-7	3	-9.9	477.53	-10.65	1	1	11.07	-58.83	33.36	-0.24	-25.71
L2-A17	Public Safety	Public SafetyUHF - Analog - Sector 1	2	1	1	1	1	3	-7.9								2	-6.6	713.78	-16.11	1	1	11.07	-58.83	32.8	-0.24	-26.27
L2-A18	Public Safety	Public SafetyUHF - Analog - Sector 1	2	1	1	1	1	3	-7.9								2	-6.6	758.46	-17.23	1	1	11.07	-58.83	32.08	-0.24	-26.99
L2-A19	Public Safety	Public SafetyUHF - Analog - Sector 1	1	1	1	1	1	3	-6.2	1						-6	1	-3.3	668.21	-14.98	1	1	11.07	-58.83	32.93	-0.24	-26.14
L2-A20	Public Safety	Public SafetyUHF - Analog - Sector 1	1	1		1	1	3	-5			1				-8	1	-3.3	625.95	-13.9	1	1	11.07	-58.83	33.21	-0.24	-25.86
L2-A21	Public Safety	Public SafetyUHF - Analog - Sector 1			1				-1.2	1	1					-13	2	-6.6	383.89	-8.34	1	1	11.07	-58.83	34.26	-0.24	-24.81
L2-A22	Public Safety	Public SafetyUHF - Analog - Sector 1								1		1				-15	2	-6.6	337.31	-7.19	1	1	11.07	-58.83	34.61	-0.24	-24.46
L2-A23	Public Safety	Public SafetyUHF - Analog - Sector 1								1		1				-15	2	-6.6	322.52	-6.93	1	1	11.07	-58.83	34.87	-0.24	-24.2
L2-A24	Public Safety	Public SafetyUHF - Analog - Sector 1			1				-1.2	1	1					-13	2	-6.6	380.09	-8.27	1	1	11.07	-58.83	34.33	-0.24	-24.74
L3-A1	Public Safety	Public SafetyUHF - Analog - Sector 1	1		1				-2.9		1					-7	3	-9.9	482.95	-10.74	1	1	11.07	-58.83	33.26	-0.24	-25.81
L3-A2	Public Safety	Public SafetyUHF - Analog - Sector 1	1		1				-2.9		1					-7	3	-9.9	440.42	-9.66	1	1	11.07	-58.83	33.94	-0.24	-25.13
L3-A3	Public Safety	Public SafetyUHF - Analog - Sector 1	1		1				-2.9		1					-7	3	-9.9	442.51	-9.7	1	1	11.07	-58.83	33.91	-0.24	-25.16
L3-A4	Public Safety	Public SafetyUHF - Analog - Sector 1	1		1				-2.9		1					-7	3	-9.9	489.7	-10.86	1	1	11.07	-58.83	33.15	-0.24	-25.92

Antenna ID	Operator	System ID	Coupler			Coupler				Coupler								Splitter		Cable		Other			Summary			Summary
			Thru Loss			Thru Loss				Tap Loss		Tap Loss						Loss							Sys Out Pwr Total	DAS Gain/Loss	Antenna Gain *	Antenna ERP
			Comba			Comba				Comba		Comba						Comba		RFS		Comba	PolyPhaser		Total			Pwr per Ch.
			DC-FR06-ON300C(I)	DC-FR07-ON300C(I)	DC-FR08-ON300C(I)	DC-FR13-ON300C(I)	DC-FR15-ON300C(I)	DC-FR20-ON300C(I)		DC-FR06-ON300C(I)	DC-FR07-ON300C(I)	DC-FR08-ON300C(I)	DC-FR13-ON300C(I)	DC-FR15-ON300C(I)	DC-FR20-ON300C(I)			PS-E2-ON50M(XH)		ICA12-50JPLLR		OY-YN-V11P	GTH-NFF-AL					
			-1.70 dB	-1.50 dB	-1.20 dB	-0.50 dB	-0.40 dB	-0.30 dB		-6.00 dB	-7.00 dB	-8.00 dB	-13.00 dB	-15.00 dB	-20.00 dB			-3.30 dB				11.17 dB	-0.10 dB					
			Qty	Qty	Qty	Qty	Qty	Qty	Subtotal (dB)	Qty	Qty	Qty	Qty	Qty	Qty	Subtotal (dB)	Qty	Subtotal (dB)	Length (feet)	Subtotal (dB)	Qty	Qty	Subtotal (dB)	(dBm)	(dB)	(dBd)	(dBm)
L3-A5	Public Safety	Public SafetyUHF - Analog - Sector 1	2	1	1	1	1	3	-7.9								2	-6.6	726.07	-16.32	1	1	11.07	-58.83	32.59	-0.24	-26.48
L3-A6	Public Safety	Public SafetyUHF - Analog - Sector 1	2	1	1	1	1	3	-7.9								2	-6.6	770.75	-17.44	1	1	11.07	-58.83	31.87	-0.24	-27.2
L3-A7	Public Safety	Public SafetyUHF - Analog - Sector 1	1	1	1	1	1	3	-6.2	1						-6	1	-3.3	677.94	-15.14	1	1	11.07	-58.83	32.77	-0.24	-26.3
L3-A8	Public Safety	Public SafetyUHF - Analog - Sector 1	1	1		1	1	3	-5			1				-8	1	-3.3	638.24	-14.11	1	1	11.07	-58.83	33	-0.24	-26.07
L3-A9	Public Safety	Public SafetyUHF - Analog - Sector 1			1				-1.2	1	1					-13	2	-6.6	396.06	-8.55	1	1	11.07	-58.83	34.05	-0.24	-25.02
L3-A10	Public Safety	Public SafetyUHF - Analog - Sector 1								1	1					-15	2	-6.6	349.48	-7.4	1	1	11.07	-58.83	34.4	-0.24	-24.67
L3-A11	Public Safety	Public SafetyUHF - Analog - Sector 1								1	1					-15	2	-6.6	334.69	-7.14	1	1	11.07	-58.83	34.66	-0.24	-24.41
L3-A12	Public Safety	Public SafetyUHF - Analog - Sector 1			1				-1.2	1	1					-13	2	-6.6	392.26	-8.48	1	1	11.07	-58.83	34.12	-0.24	-24.95

DSA STAMP

hpi architecture
www.hpiarchitecture.com
115 22nd street
Newport Beach, CA
92663
o: 949.675.6442

SEAL

LICENSED ARCHITECT
AMMAR NAJI SARSAM
C-30902
12/31/2025
RENEWAL DATE
STATE OF CALIFORNIA

A# 03-123205 INC: 02

CONSULTANTS

P2S ENG
Long Beach // Irvine // Los Angeles
San Diego // San Jose // Seattle
p2sinc.com

REGISTERED PROFESSIONAL ENGINEER
No. E32229
Bryant Szabo
ELECTRICAL
STATE OF CALIFORNIA

PROJECT TITLE
COMPTON COLLEGE
STUDENT HOUSING
INCREMENT 2 OF 2 - BUILDING & ASSOCIATED SITE WORK
1111 E. ARTESIA BLVD., COMPTON, CA 90221

ISSUED		
#	DATE	DESCRIPTION
	10/19/2023	DSA BACKCHECK SUBMITTAL
	12/20/2023	ERRCS DRAWING SUBMITTAL
A	03/01/2024	REVISION A

PROJECT IDENTIFICATION

THE DRAWINGS IN THE SHEET INDEX WERE ORIGINALLY CREATED IN AUTODESK REVIT V. 2018 UNLESS OTHERWISE NOTED.

THE ORIGINAL SIZE OF THIS SHEET IS 30" X 42".

THESE DRAWINGS AND SPECIFICATIONS ARE THE PROPERTY AND COPYRIGHT OF THE ARCHITECT AND SHALL NOT BE USED ON ANY OTHER PROJECT OR LOCATIONS EXCEPT AS DESCRIBED ON THE DRAWINGS, WITHOUT WRITTEN AGREEMENT WITH THE ARCHITECT.

© HPI ARCHITECTURE 2022

SHEET TITLE
HORIZONTAL LINK BUDGET

SHEET NUMBER
ER3.20
A

CONSTRUCTION DOCUMENTS

12/20/2023 3:38:20 PM Autodesk Docs://Compton College Student Housing/Compton College Student Housing_MEP.rvt

Equipment List Report

Project name: Compton College Student Housing **Design company:** Illuminati Labs
Project creation date: 12/13/2023 **Designer:**

Type	Manufacturer	Model	Description	Inventory#	Qty
Antenna	Comba	OY-YN-V11P	(N.America)(Passive) Outdoor Directional Yagi Antenna, OY-YN-V11P 450-512MHz, N-Female - Covering 450-512MHz (UHF Public Safety Band) - Narrow Horizontal beamwidth with 8 elements - Suitable for donor antenna and...	#C#M	1
Antenna	Comba	IX-YUN-VSP	(N.America)(Passive) Indoor Wide Band Omni Antenna IX-YUN-VSP 380-4200MHz, N-Female ⠿ Wideband covering 380-4200MHz (UHF/700/800 Public Safety Band, 2G/3G/4G, CBRS and C-Band) ⠿ Suitable for indoor application ⠿ Compact ceiling mount and cost effective...	#C#M	36
Cable	Comba	JS-NMNF1.5F-R141	(N.America)(Passive) 1.5ft 0.141 jumper cable. N Male to N Female. Plenum rated with red jacket.	#C#M	42
Cable	RFS	ICA12-50JPLLR	CleanFillLine - 1/2in Low Loss Air Dialectric Cable - Plenum Rated/ Indoor/ Outdoor Usage/ Color Red UV rated to ASTM G155	N/A	2181.42 feet
Cable	Comba	JS-NMNM3F-R141	(N.America)(Passive) 3ft 0.141 jumper cable. N Male to N Male. Plenum rated	#C#M	30
Cable	Comba	JS-NMNM6F-R141	(N.America)(Passive) 6ft 0.141 jumper cable. N Male to N Male. Plenum rated	#C#M	1
Connector	RFS	NM-LCF12-D01	Connector - LCF12-50 - N Male Connectors	N/A	84
Miscellaneous	PolyPhaser	GTH-NFF-AL	Type N F/F Bulkhead Coaxial RF Surge Protector, DC - 6GHz, 1000W, IP67, 60 V Max., 2.5mJ, 20kA, Gas Discharge Tube	N/A	1
Miscellaneous	Comba	7W22-BIASTKIT-50	(N.America)(Misc) Kit for donor antenna monitoring, including 1 x Bias T, BNC terminator, UHF BDA accessory	#C#M	1
Power Supply	Comba	CPBBUV2-48060-UL	(N.America) CriticalPoint™ Battery Backup Unit 100-240VAC input, 48 VDC output, 60 Amp-Hour Power System. UL 2524 Standard	#C	1
Repeater	Comba	RX45V1-A360C1A-UL	(N.America)(PS BDA) UHF Class A BDA/Repeater, 1 Window Passband: 2.0MHz in 450-470MHz or 1.0MHz in 470-512MHz, -48VDC, UL 2524 Standard	#C	1
Splitter	Comba	PS-E2-ON50M(XH)	(N.America)(Passive) 2-Way Wideband In-line Wilkinson Power Splitter ⠿ 50W input power handling capability ⠿ Low loss, flat response and even output ⠿ High reliability ⠿ Suitable for both indoor and outdoor application...	#C	12
Splitter	Comba	DC-FR06-ON300C(I)	(N.America)(Passive) Wideband Directional Coupler DC-FR06-ON300C(I) Low PIM(-161dBc), 340-2700MHz, N Female, 300W • Wideband design covering 340-2700MHz - Public Safety Band (UHF & 700/800MHz), up to 2.7GHz • Available in 5, 6, 7, 8, 10, 13, 15 & 20dB values	#C	9
Splitter	Comba	DC-FR08-ON300C(I)	(N.America)(Passive) Wideband Directional Coupler DC-FR08-ON300C(I) Low PIM(-161dBc), 340-2700MHz, N Female, 300W • Wideband design covering 340-2700MHz • Available in 5, 6, 7, 8, 10, 13, 15 & 20dB values • Suitable for indoor/outdoor equipment...	#C	8
Splitter	Comba	DC-FR07-ON300C(I)	(N.America)(Passive) Wideband Directional Coupler DC-FR07-ON300C(I) Low PIM(-161dBc), 340-2700MHz, N Female, 300W • Wideband design covering 340-2700MHz - Public Safety Band (UHF & 700/800MHz), up to 2.7GHz • Available in 5, 6, 7, 8, 10, 13, 15 & 20dB values • Suitable for indoor/outdoor equipment...	#C	1
Splitter	Comba	DC-FR20-ON300C(I)	(N.America)(Passive) Wideband Directional Coupler DC-FR20-ON300C(I) Low PIM(-161dBc), 340-2700MHz, N Female, 300W • Wideband design covering 555-3800MHz • Available in 5, 6, 7, 8, 10, 13, 15 & 20dB values • Suitable for indoor/outdoor equipment...	#C	3
Splitter	Comba	DC-FR13-ON300C(I)	(N.America)(Passive) Wideband Directional Coupler DC-FR13-ON300C(I) Low PIM(-161dBc), 340-2700MHz, N Female, 300W • Wideband design covering 340-2700MHz - Public Safety Band (UHF & 700/800MHz), up to 2.7GHz • Available in 5, 6, 7, 8, 10, 13, 15 & 20dB values • Suitable for indoor/outdoor equipment...	#C	1
Splitter	Comba	DC-FR15-ON300C(I)	(N.America)(Passive) Wideband Directional Coupler DC-FR15-ON300C(I) Low PIM(-161dBc), 340-2700MHz, N Female, 300W • Wideband design covering 340-2700MHz • Available in 5, 6, 7, 8, 10, 13, 15 & 20dB values • Suitable for indoor/outdoor equipment...	#C	1

Antennas Report

Project name: Compton College Student Housing **Design company:** Illuminati Labs
Project creation date: 12/13/2023 **Designer:**

Antenna ERP report

Antenna ID	Ant. Model	System ID	Antenna gain * (dBd)	Total loss/gain (dB)	Antenna ERP (dBm) Power/Channel	Antenna ERP (dBm) Composite Power	RSCP/EGRP
L1-A25	IX-YUN-VSP	Public Safety/UHF - Analog - Sector 1	-0.24	31.54	-23.53	-20.52	-
L1-A26	IX-YUN-VSP	Public Safety/UHF - Analog - Sector 1	-0.24	31.91	-27.16	-24.15	-
L1-A27	IX-YUN-VSP	Public Safety/UHF - Analog - Sector 1	-0.24	33.78	-25.29	-22.28	-
L1-A28	IX-YUN-VSP	Public Safety/UHF - Analog - Sector 1	-0.24	33.02	-26.05	-23.04	-
L1-A29	IX-YUN-VSP	Public Safety/UHF - Analog - Sector 1	-0.24	33.25	-25.82	-22.81	-
L1-A30	IX-YUN-VSP	Public Safety/UHF - Analog - Sector 1	-0.24	32.54	-26.53	-23.52	-
L1-A31	IX-YUN-VSP	Public Safety/UHF - Analog - Sector 1	-0.24	33.43	-25.64	-22.63	-
L1-A32	IX-YUN-VSP	Public Safety/UHF - Analog - Sector 1	-0.24	33.66	-25.41	-22.40	-
L1-A33	IX-YUN-VSP	Public Safety/UHF - Analog - Sector 1	-0.24	33.93	-25.14	-22.13	-
L1-A34	IX-YUN-VSP	Public Safety/UHF - Analog - Sector 1	-0.24	34.27	-24.80	-21.79	-
L1-A35	IX-YUN-VSP	Public Safety/UHF - Analog - Sector 1	-0.24	35.03	-24.04	-21.03	-

Antenna ERP report

Antenna ID	Ant. Model	System ID	Antenna gain * (dBd)	Total loss/gain (dB)	Antenna ERP (dBm) Power/Channel	Antenna ERP (dBm) Composite Power	RSCP/EGRP
L1-A36	IX-YUN-VSP	Public Safety/UHF - Analog - Sector 1	-0.24	33.39	-25.68	-22.67	-
L2-A13	IX-YUN-VSP	Public Safety/UHF - Analog - Sector 1	-0.24	33.47	-25.60	-22.59	-
L2-A14	IX-YUN-VSP	Public Safety/UHF - Analog - Sector 1	-0.24	34.15	-24.92	-21.91	-
L2-A15	IX-YUN-VSP	Public Safety/UHF - Analog - Sector 1	-0.24	34.12	-24.95	-21.94	-
L2-A16	IX-YUN-VSP	Public Safety/UHF - Analog - Sector 1	-0.24	33.36	-25.71	-22.70	-
L2-A17	IX-YUN-VSP	Public Safety/UHF - Analog - Sector 1	-0.24	32.80	-26.27	-23.26	-
L2-A18	IX-YUN-VSP	Public Safety/UHF - Analog - Sector 1	-0.24	32.08	-26.99	-23.98	-
L2-A19	IX-YUN-VSP	Public Safety/UHF - Analog - Sector 1	-0.24	32.93	-26.14	-23.13	-
L2-A20	IX-YUN-VSP	Public Safety/UHF - Analog - Sector 1	-0.24	33.21	-25.86	-22.85	-
L2-A21	IX-YUN-VSP	Public Safety/UHF - Analog - Sector 1	-0.24	34.26	-24.81	-21.80	-
L2-A22	IX-YUN-VSP	Public Safety/UHF - Analog - Sector 1	-0.24	34.61	-24.46	-21.45	-
L2-A23	IX-YUN-VSP	Public Safety/UHF - Analog - Sector 1	-0.24	34.87	-24.20	-21.19	-
L2-A24	IX-YUN-VSP	Public Safety/UHF - Analog - Sector 1	-0.24	34.33	-24.74	-21.73	-

Antenna ERP report

Antenna ID	Ant. Model	System ID	Antenna gain * (dBd)	Total loss/gain (dB)	Antenna ERP (dBm) Power/Channel	Antenna ERP (dBm) Composite Power	RSCP/EGRP
L3-A1	IX-YUN-VSP	Public Safety/UHF - Analog - Sector 1	-0.24	33.26	-25.81	-22.80	-
L3-A2	IX-YUN-VSP	Public Safety/UHF - Analog - Sector 1	-0.24	33.94	-25.13	-22.12	-
L3-A3	IX-YUN-VSP	Public Safety/UHF - Analog - Sector 1	-0.24	33.91	-25.16	-22.15	-
L3-A4	IX-YUN-VSP	Public Safety/UHF - Analog - Sector 1	-0.24	33.15	-25.92	-22.91	-
L3-A5	IX-YUN-VSP	Public Safety/UHF - Analog - Sector 1	-0.24	32.59	-26.48	-23.47	-
L3-A6	IX-YUN-VSP	Public Safety/UHF - Analog - Sector 1	-0.24	31.87	-27.20	-24.19	-
L3-A7	IX-YUN-VSP	Public Safety/UHF - Analog - Sector 1	-0.24	32.77	-26.30	-23.29	-
L3-A8	IX-YUN-VSP	Public Safety/UHF - Analog - Sector 1	-0.24	33.00	-26.07	-23.06	-
L3-A9	IX-YUN-VSP	Public Safety/UHF - Analog - Sector 1	-0.24	34.05	-25.02	-22.01	-
L3-A10	IX-YUN-VSP	Public Safety/UHF - Analog - Sector 1	-0.24	34.40	-24.67	-21.66	-
L3-A11	IX-YUN-VSP	Public Safety/UHF - Analog - Sector 1	-0.24	34.66	-24.41	-21.40	-
L3-A12	IX-YUN-VSP	Public Safety/UHF - Analog - Sector 1	-0.24	34.12	-24.95	-21.94	-

Antenna ERP Statistics (Power / Channel)

System ID	Average (dBm)	Std. dev. (dB)	Minimum (dBm) Antenna ID	ERP	Maximum (dBm) Antenna ID	ERP
Public Safety/UHF - Analog - Sector 1	-25.47	0.87	L3-A6	-27.20	L1-A25	-23.53

System legend

Public Safety / Analog / UHF / UHF 470-490 MHz / Sector number: 1 / 1 / Nb. of channels: 2 / Nb. of sources: 1

Electromagnetic Field Report

Project name: Compton College Student Housing **Design company:** Illuminati Labs
Project creation date: 12/13/2023 **Designer:**

Antenna ID	System ID	Composite power Before ant. (dBm)	Composite power After ant. (EIRP) (dBm)	Power density (W/Sq. m)	Electric field (V/m)	Distance (m)	Power contribution (%)	Distance compliance (12.00 m)	Power compliance (0.00 dBm)
L1-A25	Public Safety/UHF - Analog - Sector 1	-20.28	-18.37	3.2667	35.0928	0.02	100.00	Pass	-
L1-A25	All systems	-20.28	-18.37	3.2667	35.0928	0.02	100.00	Pass	-
L1-A26	Public Safety/UHF - Analog - Sector 1	-23.91	-22.00	3.2667	35.0928	0.02	100.00	Pass	-
L1-A26	All systems	-23.91	-22.00	3.2667	35.0928	0.02	100.00	Pass	-
L1-A27	Public Safety/UHF - Analog - Sector 1	-22.04	-20.13	3.2667	35.0928	0.02	100.00	Pass	-
L1-A27	All systems	-22.04	-20.13	3.2667	35.0928	0.02	100.00	Pass	-
L1-A28	Public Safety/UHF - Analog - Sector 1	-22.80	-20.89	3.2667	35.0928	0.02	100.00	Pass	-
L1-A28	All systems	-22.80	-20.89	3.2667	35.0928	0.02	100.00	Pass	-
L1-A29	Public Safety/UHF - Analog - Sector 1	-22.57	-20.66	3.2667	35.0928	0.02	100.00	Pass	-
L1-A29	All systems	-22.57	-20.66	3.2667	35.0928	0.02	100.00	Pass	-
L1-A30	Public Safety/UHF - Analog - Sector 1	-23.28	-21.37	3.2667	35.0928	0.02	100.00	Pass	-
L1-A30	All systems	-23.28	-21.37	3.2667	35.0928	0.02	100.00	Pass	-
L1-A31	Public Safety/UHF - Analog - Sector 1	-22.39	-20.48	3.2667	35.0928	0.02	100.00	Pass	-
L1-A31	All systems	-22.39	-20.48	3.2667	35.0928	0.02	100.00	Pass	-
L1-A32	Public Safety/UHF - Analog - Sector 1	-22.16	-20.25	3.2667	35.0928	0.02	100.00	Pass	-
L1-A32	All systems	-22.16	-20.25	3.2667	35.0928	0.02	100.00	Pass	-
L1-A33	Public Safety/UHF - Analog - Sector 1	-21.89	-19.98	3.2667	35.0928	0.02	100.00	Pass	-
L1-A33	All systems	-21.89	-19.98	3.2667	35.0928	0.02	100.00	Pass	-
L1-A34	Public Safety/UHF - Analog - Sector 1	-21.55	-19.64	3.2667	35.0928	0.02	100.00	Pass	-
L1-A34	All systems	-21.55	-19.64	3.2667	35.0928	0.02	100.00	Pass	-
L1-A35	Public Safety/UHF - Analog - Sector 1	-20.79	-18.88	3.2667	35.0928	0.02	100.00	Pass	-
L1-A35	All systems	-20.79	-18.88	3.2667	35.0928	0.02	100.00	Pass	-
L1-A36	Public Safety/UHF - Analog - Sector 1	-22.43	-20.52	3.2667	35.0928	0.02	100.00	Pass	-
L1-A36	All systems	-22.43	-20.52	3.2667	35.0928	0.02	100.00	Pass	-
L2-A13	Public Safety/UHF - Analog - Sector 1	-22.35	-20.44	3.2667	35.0928	0.02	100.00	Pass	-
L2-A13	All systems	-22.35	-20.44	3.2667	35.0928	0.02	100.00	Pass	-
L2-A14	Public Safety/UHF - Analog - Sector 1	-21.67	-19.76	3.2667	35.0928	0.02	100.00	Pass	-
L2-A14	All systems	-21.67	-19.76	3.2667	35.0928	0.02	100.00	Pass	-
L2-A15	Public Safety/UHF - Analog - Sector 1	-21.70	-19.79	3.2667	35.0928	0.02	100.00	Pass	-
L2-A15	All systems	-21.70	-19.79	3.2667	35.0928	0.02	100.00	Pass	-
L2-A16	Public Safety/UHF - Analog - Sector 1	-22.46	-20.55	3.2667	35.0928	0.02	100.00	Pass	-
L2-A16	All systems	-22.46	-20.55	3.2667	35.0928	0.02	100.00	Pass	-
L2-A17	Public Safety/UHF - Analog - Sector 1	-23.02	-21.11	3.2667	35.0928	0.02	100.00	Pass	-
L2-A17	All systems	-23.02	-21.11	3.2667	35.0928	0.02	100.00	Pass	-
L2-A18	Public Safety/UHF - Analog - Sector 1	-23.74	-21.83	3.2667	35.0928	0.02	100.00	Pass	-
L2-A18	All systems	-23.74	-21.83	3.2667	35.0928	0.02	100.00	Pass	-
L2-A19	Public Safety/UHF - Analog - Sector 1	-22.89	-20.98	3.2667	35.0928	0.02	100.00	Pass	-
L2-A19	All systems	-22.89	-20.98	3.2667	35.0928	0.02	100.00	Pass	-
L2-A20	Public Safety/UHF - Analog - Sector 1	-22.61	-20.70	3.2667	35.0928	0.02	100.00	Pass	-
L2-A20	All systems	-22.61	-20.70	3.2667	35.0928	0.02	100.00	Pass	-
L2-A21	Public Safety/UHF - Analog - Sector 1	-21.56	-19.65	3.2667	35.0928	0.02	100.00	Pass	-
L2-A21	All systems	-21.56	-19.65	3.2667	35.0928	0.02	100.00	Pass	-
L2-A22	Public Safety/UHF - Analog - Sector 1	-21.21	-19.30	3.2667	35.0928	0.02	100.00	Pass	-
L2-A22	All systems	-21.21	-19.30	3.2667	35.0928	0.02	100.00	Pass	-
L2-A23	Public Safety/UHF - Analog - Sector 1	-20.95	-19.04	3.2667	35.0928	0.02	100.00	Pass	-
L2-A23	All systems	-20.95	-19.04	3.2667	35.0928	0.02	100.00	Pass	-
L2-A24	Public Safety/UHF - Analog - Sector 1	-21.49	-19.58	3.2667	35.0928	0.02	100.00	Pass	-
L2-A24	All systems	-21.49	-19.58	3.2667	35.0928	0.02	100.00	Pass	-
L3-A1	Public Safety/UHF - Analog - Sector 1	-22.56	-20.65	3.2667	35.0928	0.02	100.00	Pass	-
L3-A1	All systems	-22.56	-20.65	3.2667	35.0928	0.02	100.00	Pass	-
L3-A2	Public Safety/UHF - Analog - Sector 1	-21.88	-19.97	3.2667	35.0928	0.02	100.00	Pass	-
L3-A2	All systems	-21.88	-19.97	3.2667	35.0928	0.02	100.00	Pass	-
L3-A3	Public Safety/UHF - Analog - Sector 1	-21.91	-20.00	3.2667	35.0928	0.02	100.00	Pass	-
L3-A3	All systems	-21.91	-20.00	3.2667	35.0928	0.02	100.00	Pass	-
L3-A4	Public Safety/UHF - Analog - Sector 1	-22.67	-20.76	3.2667	35.0928	0.02	100.00	Pass	-
L3-A4	All systems	-22.67	-20.76	3.2667	35.0928	0.02	100.00	Pass	-
L3-A5	Public Safety/UHF - Analog - Sector 1	-23.23	-21.32	3.2667	35.0928	0.02	100.00	Pass	-
L3-A5	All systems	-23.23	-21.32	3.2667	35.0928	0.02	100.00	Pass	-
L3-A6	Public Safety/UHF - Analog - Sector 1	-23.95	-22.04	3.2667	35.0928	0.02	100.00	Pass	-
L3-A6	All systems	-23.95	-22.04	3.2667	35.0928	0.02	100.00	Pass	-
L3-A7	Public Safety/UHF - Analog - Sector 1	-23.05	-21.14	3.2667	35.0928	0.02	100.00	Pass	-
L3-A7	All systems	-23.05	-21.14	3.2667	35.0928	0.02	100.00	Pass	-
L3-A8	Public Safety/UHF - Analog - Sector 1	-22.82	-20.91	3.2667	35.0928	0.02	100.00	Pass	-
L3-A8	All systems	-22.82	-20.91	3.2667	35.0928	0.02	100.00	Pass	-
L3-A9	Public Safety/UHF - Analog - Sector 1	-21.77	-19.86	3.2667	35.0928	0.02	100.00	Pass	-
L3-A9	All systems	-21.77	-19.86	3.2667	35.0928	0.02	100.00	Pass	-
L3-A10	Public Safety/UHF - Analog - Sector 1	-21.42	-19.51	3.2667	35.0928	0.02	100.00	Pass	-
L3-A10	All systems	-21.42	-19.51	3.2667	35.0928	0.02	100.00	Pass	-
L3-A11	Public Safety/UHF - Analog - Sector 1	-21.16	-19.25	3.2667	35.0928	0.02	100.00	Pass	-
L3-A11	All systems	-21.16	-19.25	3.2667	35.0928	0.02	100.00	Pass	-
L3-A12	Public Safety/UHF - Analog - Sector 1	-21.70	-19.79	3.2667	35.0928	0.02	100.00	Pass	-
L3-A12	All systems	-21.70	-19.79	3.2667	35.0928	0.02	100.00	Pass	-

EMF statistics (safety distance)

System ID	Average (m)	Std. dev. (m)	Minimum (m) Antenna ID	Minimum (m)	Maximum (m) Antenna ID	Maximum (m)
Public Safety/UHF - Analog - Sector 1	0.02	0.00	L3-A6	0.02	L1-A25	0.02

System legend

Public Safety / Analog / UHF (@ 490 MHz) / UHF 470-490 MHz / Sector number: 1 / 1 / Nb. of channels: 2 / Nb. of sources: 1

DSA STAMP

architecture
www.hpiarchitecture.com
115 22nd street
Newport Beach, CA
92663
o: 949.675.6442

SEAL

LICENSED ARCHITECT
AMMAR NAJI SARSAM
C-30902
12/31/2025
RENEWAL DATE
STATE OF CALIFORNIA

A# 03-123205 INC: 02

CONSULTANTS

P2S ENG
Long Beach // Irvine // Los Angeles
San Diego // San Jose // Seattle
p2sinc.com

REGISTERED PROFESSIONAL ENGINEER
No. E22229
Bryant Scago
ELECTRICAL
STATE OF CALIFORNIA

PROJECT TITLE
COMPTON COLLEGE
STUDENT HOUSING
INCREMENT 2 OF 2 - BUILDING & ASSOCIATED SITE WORK
1111 E. ARTESIA BLVD., COMPTON, CA 90221

Compton College

ISSUED

#	DATE	DESCRIPTION
	10/19/2023	DSA BACKCHECK SUBMITTAL
	12/20/2023	ERRCS DRAWING SUBMITTAL
A	03/01/2024	REVISION A

PROJECT IDENTIFICATION

THE DRAWINGS IN THE SHEET INDEX WERE ORIGINALLY CREATED IN AUTODESK REVIT V. 2018 UNLESS OTHERWISE NOTED.

THE ORIGINAL SIZE OF THIS SHEET IS 30" X 42".

THESE DRAWINGS AND SPECIFICATIONS ARE THE PROPERTY AND COPYRIGHT OF THE ARCHITECT AND SHALL NOT BE USED ON ANY OTHER PROJECT OR LOCATIONS EXCEPT AS DESCRIBED ON THE DRAWINGS, WITHOUT WRITTEN AGREEMENT WITH THE ARCHITECT.

© HPI ARCHITECTURE 2022

SHEET TITLE
EQUIPMENT LIST REPORT

SHEET NUMBER
ER3.30
A

CONSTRUCTION DOCUMENTS