

COMPREHENSIVE ASBESTOS AND LEAD-BASED PAINT XRF SURVEY REPORT

For:

**COMPTON COLLEGE
PHASE 1 & 2 DEMOLITION PROJECT FOR
BUILDINGS U, V, Z, POOL BUILDING & OLD POLICE TRAILER**

**FOR THE PE COMPLEX
1111 EAST ARTESIA BOULEVARD
COMPTON, CALIFORNIA 90221**



**COMPTON COMMUNITY COLLEGE DISTRICT
1111 EAST ARTESIA BOULEVARD
COMPTON, CALIFORNIA 90221**

Presented By:



1322 Bell Avenue, Suite 1N
Tustin, California 92780
Phone: 714-247-0024
Fax: 714-247-0025

Bainbridge Project #: 21028200.10
April 22, 2021

April 22, 2021

Ms. Linda Owens
Chief Facilities Officer
Compton Community College District
1111 East Artesia Boulevard
Compton, California 90221



RE: Phase 1 & 2– Comprehensive Asbestos and Lead-Based Paint XRF Survey Report for the Phase 1 & 2 Demolition Project of Buildings U, V, Z , Pool Building & Old Police Trailer for the PE Complex at Compton College located at 1111 East Artesia Boulevard, Compton, California 90221.

Dear Ms. Owens:

At the request of Compton Community College District (CCCD), Bainbridge Environmental Consultants, Inc. (Bainbridge) conducted a Comprehensive Asbestos and lead-based paint XRF survey for the Phase 1 & 2 Demolition Project of Buildings U, V, Z, Pool Building & Old Police Trailer for the PE Complex at Compton College located at the above-mentioned address.

This document has been prepared for the sole use of Compton Community College District, their authorized agents, and any State, or local agencies involved in this project. No other party should rely on the information contained herein without prior written consent of Bainbridge.

Thank you for the opportunity to be of service. Please do not hesitate to call us with any questions. We look forward to assisting you in the future.

Sincerely,
Bainbridge Environmental Consultants, Inc.

A handwritten signature in blue ink, appearing to read "K. Cisco", is written over a light blue circular stamp or watermark.

Karlin Cisco
Director of Operations
CAC # 16-5626/CDPH I/A LRC #00003694

Bainbridge Project #: 21028200.10
KC/bb

TABLE OF CONTENTS

Section

- 1.0 Asbestos Survey/Investigation
 - 1.1 Asbestos Findings
 - 1.2 Asbestos Recommendations
 - 1.3 Disclaimer And Limitations For Asbestos Related Projects

- 2.0 Lead-Based Paint XRF Testing of Painted Surfaces
 - 2.1 Lead-based Paint Findings
 - 2.2 Lead-based Paint Recommendations
 - 2.3 Disclaimer And Limitations For Lead-Based Paint and Components

Appendices

- A. ASBESTOS FIELD DATA AND LABORATORY RESULTS
- B. LEAD-BASED PAINT XRF FIELD DATA AND ANALYTICAL RESULTS
- C. ASBESTOS AND LEAD INSPECTOR'S STATE CERTIFICATIONS
- D. SAMPLE LOCATION DRAWINGS
- E. SURVEY PHOTOGRAPHS

1.0 Asbestos Survey/Investigation

Gage Thompson, DOSH Certified Asbestos Consultant (CAC) #19-6730, and Sebastian Moreno, DOSH Certified Site Surveillance Technician (CSST) #17-6006 of Bainbridge, performed the comprehensive survey activities and collected the suspect asbestos-containing building material bulk samples for laboratory analysis for the Phase 1 Demolition Project of Buildings U, V, Z, Pool Building and Old Police Trailer for the PE Complex at Compton College located at 1111 East Artesia Boulevard, Compton, California 90221. The purpose of the survey was to identify any suspect asbestos-containing materials that are scheduled to be impacted or disturbed during an upcoming/scheduled demolition project at the subject property. The survey of the PE Complex was performed on the dates of February 17, 18, 19, 23, 24 and 25, of 2021 and consisted of a walk-through of the subject buildings and collection of suspect asbestos-containing materials. This report reviews and summarizes the findings outlined in the attached asbestos bulk sample log and laboratory analysis report.

During this inspection, several criteria including bulk sampling were used to properly assess areas investigated. Visual and tactile assessments of suspect asbestos-containing building materials provided the basis for these criteria and allowed the inspector to group the materials into homogenous areas.

Bainbridge conducted the Comprehensive Asbestos bulk sampling of the subject buildings in compliance with the following Federal, State, and Local regulations:

Code of Federal Regulations (CFR):

- 40 CFR Part 763 - Asbestos Containing Materials In Schools.
- 29 CFR 1910.1001 - Occupational Exposure to Asbestos, Tremolite, Anthophyllite and Actinolite
- 29 CFR 1910.1101 - Asbestos
- 29 CFR 1910.1200 - Hazard Communication
- 29 CFR 1910.132 - General Requirements – Personal Protective Equipment
- 29 CFR 1910.134 - Respiratory Protection
- 29 CFR 1910.145 - Specifications for Accident Prevention, Signs and Tags
- 29 CFR 1910.1101 - Asbestos Standard for construction Industry
- 40 CFR 61 - Sub-part A General Conditions
- 40 CFR 61 - Sub-part M National Emission Standards for Asbestos
- 40 CFR 61.152 - Standard for Waste Disposal for Manufacturing, Demolition, Renovation, Spraying and Fabrication Operations.

U.S. Environmental Protection Agency (EPA):

- Publication No. 560/5-85-024 - Guidance for Controlling Asbestos-Containing Materials in Buildings.

Title 8 California Code of Regulations (CCR):

- Section 1529 - Asbestos
- Section 5208 - General Industry Safety Orders
- Section 5144 - Respirator Regulations

Southern California Air Quality Management (SCAQMD):

- Rule 1403- Asbestos Emissions from Demolition/Renovation Activities.

1.1 Asbestos Findings

A total of three-hundred and forty (340) bulk samples were collected for laboratory analysis and a total of three-hundred and forty (340) bulk samples were analyzed. All samples collected were submitted under the chain of custody protocol to SGS Forensic Laboratories, located in Carson, California 90746 for analysis. SGS Forensic Laboratories is certified with the NVLAP registration (code: 101459-1) and approved for asbestos bulk sample analysis in the states of California.

The sample analysis was performed by EPA Polarized Light Microscopy (PLM) coupled with dispersion staining, method 600/R-93/116, July 1993. All PLM analyses are derived from a calibrated visual estimate unless otherwise noted.

The following materials were determined to contain asbestos greater than one-tenth of 1% (ACM >.1%):

Asbestos-Containing Materials

Sample No.	Sample Location	Sample Description	Color	Friable Non-Friable	Material Location	Approx. Quantity	Laboratory Results
1	Building U Exterior	Window Putty	Blue	Non-Friable	Window Putty Throughout Building U	800 Sq. Ft.	Trace (<1%) Chrysotile
2	Building U Exterior	Window Putty	Blue	Non-Friable	See Above	Included Above	2% Chrysotile
3	Building U Exterior	Window Putty	Blue	Non-Friable	See Above	Included Above	2% Chrysotile
60	Building U Room 2 Floor	Carpet with Carpet Adhesive	Gray	Non-Friable	Carpet with Carpet Adhesive Throughout Building U	1,950 Sq. Ft.	2% Chrysotile (Tan Tile)
97	Building U Lower Rooftop	HVAC Ducting Mastic	Gray	Non-Friable	HVAC Ducting Mastic Throughout Building U Rooftop	Included Above	3% Chrysotile
99	Building U Lower Rooftop	Transite Pipe	Tan	Non-Friable	Transite Pipe Throughout Building U Rooftop	40 Lin. Ft.	15% Chrysotile/ 3% Crocidolite
100	Building U Lower Rooftop	Transite Pipe	Tan	Non-Friable	See Above	Included Above	15% Chrysotile/ 3% Crocidolite
101	Building U Lower Rooftop	Transite Pipe	Tan	Non-Friable	See Above	Included Above	15% Chrysotile/ 3% Crocidolite
117	Old Police Trailer Exterior Wall	Exterior Wall Coating	Blue/Gray	Non-Friable	Exterior Wall Coating Throughout Building M4 Exterior	1,800 Sq. Ft.	5% Chrysotile (Dark Beige Coating)

Asbestos-Containing Materials (Continued)

Sample No.	Sample Location	Sample Description	Color	Friable Non-Friable	Material Location	Approx. Quantity	Laboratory Results
118	Old Police Trailer Exterior Wall	Exterior Wall Coating	Blue/ Gray	Non-Friable	See Above	Included Above	2% Chrysotile (Dark Beige Coating/Paints)
119	Old Police Trailer Exterior Wall	Exterior Wall Coating	Blue/ Gray	Non-Friable	See Above	Included Above	5% Chrysotile (Dark Beige Coating)
126	Old Police Trailer Floor	Linoleum Flooring	White/ Beige	Non-Friable	Linoleum Flooring Throughout Building M4	200 Sq. Ft.	5% Chrysotile (Beige Tile)
132	Old Police Trailer Floor	12"x 12" Floor Tile with Mastic	Gray	Non-Friable	12"x 12" Floor Tile with Mastic Throughout Building M4	900 Sq. Ft.	5% Chrysotile (Beige Tile)
133	Old Police Trailer Floor	12"x 12" Floor Tile with Mastic	Gray	Non-Friable	See Above	Included Above	5% Chrysotile (Beige Tile)
134	Old Police Trailer Floor	12"x 12" Floor Tile with Mastic	Gray	Non-Friable	See Above	Included Above	5% Chrysotile (Beige Tile)
135	Old Police Trailer Floor (Beneath Carpet)	12"x 12" Floor Tile with Mastic Beneath Carpet	Yellow/ Gray	Non-Friable	12"x 12" Floor Tile with Mastic Beneath Carpet Throughout Building M4	900 Sq. Ft.	5% Chrysotile (Beige Tile)
136	Old Police Trailer Floor (Beneath Carpet)	12"x 12" Floor Tile with Mastic Beneath Carpet	Yellow/ Gray	Non-Friable	See Above	Included Above	5% Chrysotile (Beige Tile)
137	Old Police Trailer Floor (Beneath Carpet)	12"x 12" Floor Tile with Mastic Beneath Carpet	Yellow/ Gray	Non-Friable	See Above	Included Above	5% Chrysotile (Beige Tile)
157	Building V Rooftop	Perimeter Roofing Mastic	Gray	Non-Friable	Perimeter Roofing Mastic Throughout Building V Rooftop	Included Above	5% Chrysotile (Black Semi-Fibrous Tar)
159	Building V Rooftop	Curb Mastic	Gray/ Black	Non-Friable	Curb Mastic Throughout Building V Rooftop	20 Sq. Ft.	5% Chrysotile (Black Semi-Fibrous Tar)
160	Building V Rooftop	Curb Mastic	Gray/ Black	Non-Friable	See Above	Included Above	5% Chrysotile (Black Semi-Fibrous Tar)

Asbestos-Containing Materials (Continued)

Sample No.	Sample Location	Sample Description	Color	Friable Non-Friable	Material Location	Approx. Quantity	Laboratory Results
161	Building V Rooftop	Curb Mastic	Gray/Black	Non-Friable	See Above	Included Above	5% Chrysotile (Black Semi-Fibrous Tar)
163	Building V Rooftop	Pipe Mastic	Gray/Black	Non-Friable	Pipe Mastic Throughout Building V Rooftop	Included Above	5% Chrysotile (Black Semi-Fibrous Tar)
164	Building V Rooftop	Pipe Mastic	Gray/Black	Non-Friable	See Above	Included Above	5% Chrysotile (Black Semi-Fibrous Tar)
168	Building V Rooftop	HVAC Ducting Mastic	Gray	Non-Friable	HVAC Ducting Mastic Throughout Building V Rooftop	25 Sq. Ft.	3% Chrysotile (Silver Paint)
169	Building V Rooftop	HVAC Ducting Mastic	Gray	Non-Friable	See Above	Included Above	3% Chrysotile (Silver Paint)
170	Building V Rooftop	HVAC Ducting Mastic	Gray	Non-Friable	See Above	Included Above	3% Chrysotile (Silver Paint)
171	Building V Rooftop	Transite Pipe	Tan	Non-Friable	Transite Pipe Throughout Building V Rooftop	20 Lin. Ft.	15% Chrysotile / 3% Crocidolite
172	Building V Rooftop	Transite Pipe	Tan	Non-Friable	See Above	Included Above	15% Chrysotile / 3% Crocidolite
173	Building V Rooftop	Transite Pipe	Tan	Non-Friable	See Above	Included Above	15% Chrysotile / 3% Crocidolite
174	Building V Exterior Lower Window	Window Putty	Gray/Blue	Non-Friable	Window Putty Throughout Building V	600 Sq. Ft.	2% Chrysotile (Tan Putty)
175	Building V Exterior Upper Window	Window Putty	Gray/Blue	Non-Friable	See Above	Included Above	2% Chrysotile (Tan Putty)
176	Building V Exterior Upper Window	Window Putty	Gray/Blue	Non-Friable	See Above	Included Above	2% Chrysotile (Tan Putty)
177	Building V Floor	Interior Concrete Floor	Gray/Blue	Non-Friable	Interior Concrete Floor Throughout Building V (Conference Room)	300 Sq. Ft.	2% Chrysotile (Tan Semi-Fibrous Material)

Asbestos-Containing Materials (Continued)

Sample No.	Sample Location	Sample Description	Color	Friable Non-Friable	Material Location	Approx. Quantity	Laboratory Results
181	Building V Floor	9"x 9" Floor Tile with Mastic	Light Brown with Streaks	Non-Friable	9"x 9" Floor Tile with Mastic Throughout Building V	Included Above	2% Chrysotile (Light Brown Tile)
184	Building V Floor	9"x 9" Floor Tile with Mastic	Dark Brown with Streaks	Non-Friable	9"x 9" Floor Tile with Mastic Throughout Building V	Included Above	3% Chrysotile (Dark Brown Tile)
185	Building V Floor	9"x 9" Floor Tile with Mastic	Dark Brown with Streaks	Non-Friable	See Above	Included Above	3% Chrysotile (Dark Brown Tile)
186	Building V Floor	9"x 9" Floor Tile with Mastic	Green with Streaks	Non-Friable	9"x 9" Floor Tile with Mastic Throughout Building V	50 Sq. Ft.	5% Chrysotile (Beige Tile Debris)
189	Building V Floor	9"x 9" Floor Tile with Mastic	Blue with Streaks	Non-Friable	9"x 9" Floor Tile with Mastic Throughout Building V	50 Sq. Ft.	3% Chrysotile (Dark Green Tile) 5% Chrysotile (Beige Tile Debris)
190	Building V Floor	9"x 9" Floor Tile with Mastic	Blue with Streaks	Non-Friable	See Above	Included Above	3% Chrysotile (Dark Green Tile)
191	Building V Floor (Classroom V-70)	9"x 9" Floor Tile with Mastic	Blue with Streaks	Non-Friable	See Above	Included Above	3% Chrysotile (Dark Green Tile) 5% Chrysotile (Beige Tile Debris)
192	Building V Floor	9"x 9" Floor Tile with Mastic	Tan with Streaks	Non-Friable	9"x 9" Floor Tile with Mastic Throughout Building V	50 Sq. Ft.	5% Chrysotile (Beige Tile)
193	Building V Floor	9"x 9" Floor Tile with Mastic	Tan with Streaks	Non-Friable	See Above	Included Above	5% Chrysotile (Beige Tile)
194	Building V Floor	9"x 9" Floor Tile with Mastic	Tan with Streaks	Non-Friable	See Above	Included Above	5% Chrysotile (Beige Tile)
195	Building V Floor	9"x 9" Floor Tile with Mastic	Red with Streaks	Non-Friable	9"x 9" Floor Tile with Mastic Throughout Building V	450 Sq. Ft.	5% Chrysotile (Dark Red Tile)

Asbestos-Containing Materials (Continued)

Sample No.	Sample Location	Sample Description	Color	Friable Non-Friable	Material Location	Approx. Quantity	Laboratory Results
196	Building V Floor	9"x 9" Floor Tile with Mastic	Red with Streaks	Non-Friable	See Above	Included Above	5% Chrysotile (Dark Red Tile)
198	Building V Floor	12"x 12" Floor Tile with Mastic	Light Brown with Streaks	Non-Friable	12"x 12" Floor Tile with Mastic Throughout Building V	900 Sq. Ft.	5% Chrysotile (Green Tile)
200	Building V Floor	12"x 12" Floor Tile with Mastic	Light Brown with Streaks	Non-Friable	See Above	Included Above	5% Chrysotile (Green Tile)
201	Building V Floor	12"x 12" Floor Tile with Mastic	Dark Brown with Streaks	Non-Friable	12"x 12" Floor Tile with Mastic Throughout Building V	900 Sq. Ft.	5% Chrysotile (Green Tile)
203	Building V Floor	12"x 12" Floor Tile with Mastic	Dark Brown with Streaks	Non-Friable	See Above	Included Above	5% Chrysotile (Green Tile)
214	Building V Wall	4" Base Cove with Mastic	Black	Non-Friable	4" Base Cove with Mastic Throughout Building V	Included Above	2% Chrysotile (Tan Mastic)
215	Building V Wall	4" Base Cove with Mastic	Black	Non-Friable	See Above	Included Above	2% Chrysotile (Tan Mastic)
260	Building Z Rooftop	Perimeter Roofing Mastic	Gray	Non-Friable	Perimeter Roofing Mastic Throughout Building Z Rooftop	270 Sq. Ft.	2% Chrysotile (Black Semi-Fibrous Tar)
261	Building Z Rooftop	Perimeter Roofing Mastic	Gray	Non-Friable	See Above	Included Above	2% Chrysotile (Black Semi-Fibrous Tar)
262	Building Z Rooftop	Perimeter Roofing Mastic	Gray	Non-Friable	See Above	Included Above	2% Chrysotile (Black Semi-Fibrous Tar)
263	Building Z Rooftop	Curb Mastic	Gray/Black	Non-Friable	Curb Mastic Throughout Building Z Rooftop	5 Sq. Ft.	2% Chrysotile (Black Semi-Fibrous Tar with Stones)
264	Building Z Rooftop	Curb Mastic	Gray/Black	Non-Friable	See Above	Included Above	2% Chrysotile (Black Semi-Fibrous Tar with Stones)
265	Building Z Rooftop	Curb Mastic	Gray/Black	Non-Friable	See Above	Included Above	2% Chrysotile (Black Semi-Fibrous Tar with Stones)

Asbestos-Containing Materials (Continued)

Sample No.	Sample Location	Sample Description	Color	Friable Non-Friable	Material Location	Approx. Quantity	Laboratory Results
266	Building Z Rooftop	Pipe Mastic	Gray/Black	Non-Friable	Pipe Mastic Throughout Building Z Rooftop	5 Sq. Ft.	2% Chrysotile (Black Semi-Fibrous Tar)
267	Building Z Rooftop	Pipe Mastic	Gray/Black	Non-Friable	See Above	Included Above	2% Chrysotile (Black Semi-Fibrous Tar)
268	Building Z Rooftop	Pipe Mastic	Gray/Black	Non-Friable	See Above	Included Above	2% Chrysotile (Black Semi-Fibrous Tar)
269	Building Z Rooftop	Transite Pipe	Tan	Non-Friable	Transite Pipe Throughout Building Z Rooftop	30 Lin. Ft.	15% Chrysotile / 3% Crocidolite (Grey Semi-Fibrous Material)
270	Building Z Rooftop	Transite Pipe	Tan	Non-Friable	See Above	Included Above	15% Chrysotile / 3% Crocidolite (Grey Semi-Fibrous Material)
271	Building Z Rooftop	Transite Pipe	Tan	Non-Friable	See Above	Included Above	15% Chrysotile / 3% Crocidolite (Grey Semi-Fibrous Material)
287	Building Z Exterior	Stucco	White	Non-Friable	Stucco Throughout Building Z	600 Sq. Ft.	Trace (<1%) Chrysotile
288	Building Z Exterior	Stucco	White	Non-Friable	See Above	Included Above	Trace (<1%) Chrysotile
289	Building Z Exterior	Stucco	White	Non-Friable	See Above	Included Above	Trace (<1%) Chrysotile
296	Building Z Restroom	Hockey Puck Mastic	Brown	Non-Friable	Hockey Puck Mastic Throughout Building Z	150 Sq. Ft.	Trace (<1%) Anthophyllite (Brown Mastic)
297	Building Z Restroom	Hockey Puck Mastic	Brown	Non-Friable	See Above	Included Above	Trace (<1%) Anthophyllite (Brown Mastic)
298	Building Z Restroom	Hockey Puck Mastic	Brown	Non-Friable	See Above	Included Above	Trace (<1%) Anthophyllite (Brown Mastic)

Asbestos-Containing Materials (Continued)

Sample No.	Sample Location	Sample Description	Color	Friable Non-Friable	Material Location	Approx. Quantity	Laboratory Results
320	Building Z Pool Walkway	Concrete Walkway	Orange	Non-Friable	Concrete Walkway Throughout Building Z Pool Walkway	300 Sq. Ft.	Trace (<1%) Chrysotile (Light Red Cementitious Material)
321	Building Z Pool Walkway	Concrete Walkway	Red	Non-Friable	See Above	Included Above	Trace (<1%) Chrysotile (Red Cementitious Material)
322	Building Z Pool Walkway	Concrete Walkway	Green	Non-Friable	See Above	Included Above	Trace (<1%) Chrysotile (Green Cementitious Material)

Inaccessible Areas -

- a. Building U (Women's Locker Room Building)
 - i. Pipe Chase in Women's Locker Room Area (South Side)
 - ii. Back Office in Equipment Room
 - iii. Mechanical Room
- b. Building V (Old Police Building)
 - i. High Voltage Room
 - ii. Rooms C, D and E (According to Floor Plans)

Note: Once these inaccessible areas are opened Bainbridge will perform additional testing of any suspect materials located in these rooms and a supplemental survey report will be issued as an addendum to this report.

Presumed Asbestos-Containing Materials (PACM) -

- a. Building U (Women's Locker Room Building)
 - i. Chalkboard/Tackboard Hockey Puck Mastic - Requires Destructive Sampling. Approximate Quantity: **500 Square Feet**
 - ii. Fire Doors - Requires Destructive Sampling. Approximate Quantity: **600 Square Feet**
 - iii. Thermal System Insulation (TSI) - None observed during survey, in the event this is encountered in hidden wall/ceiling cavities this item shall be presumed. Approximate Quantity: **300 Square Feet**
 - iv. HVAC Vibration Reducers - Requires Destructive Sampling and Unit in Operation. Approximate Quantity: **100 Square Feet**

- b. Building V (Old Police Building)
 - i. Chalkboard/Tackboard Hockey Puck Mastic - Requires Destructive Sampling. Approximate Quantity: **250 Square Feet**
 - ii. Fire Doors - Requires Destructive Sampling. Approximate Quantity: **375 Square Feet**
 - iii. Thermal System Insulation (TSI) - None observed during survey, in the event this is encountered in hidden wall/ceiling cavities this item shall be presumed. Approximate Quantity: **300 Square Feet**
- c. (Old Police Trailer)
 - i. Chalkboard/Tackboard Hockey Puck Mastic - Requires Destructive Sampling. Approximate Quantity: **75 Square Feet**
 - ii. Fire Doors - Requires Destructive Sampling. Approximate Quantity: **50 Square Feet**
 - iii. Thermal System Insulation (TSI) - None observed during survey, in the event this is encountered in hidden wall/ceiling cavities this item shall be presumed. Approximate Quantity: **150 Square Feet**
- d. Building Z (Pool Service Building and Pool)
 - i. Chalkboard/Tackboard Hockey Puck Mastic - Requires Destructive Sampling. Approximate Quantity: **25 Square Feet**
 - ii. Fire Doors - Requires Destructive Sampling. Approximate Quantity: **200 Square Feet**
 - iii. Thermal System Insulation (TSI) - None observed during survey, in the event this is encountered in hidden wall/ceiling cavities this item shall be presumed. Approximate Quantity: **400 Square Feet**
 - iv. HVAC Vibration Reducers - Requires Destructive Sampling. Approximate Quantity: **100 Square Feet**
- e. Underground Utilities
 - i. Transite Pipe - Approximate Quantity: **400 Square Feet**
 - ii. Coal Tar Wrapped Piping - Approximate Quantity: **400 Square Feet**

In the event that other suspect building materials (not included in this survey report) are discovered and have the potential to be impacted or disturbed during construction, renovation and/or demolition activities: those suspect building materials will be considered asbestos-containing materials. In this event, a California State Certified Asbestos Consultant shall be retained to sample/test those materials to determine their asbestos content prior to authorization of additional abatement work.

Federal regulations define asbestos-containing material (ACM) as any material that contains more than one percent (>1%) asbestos. State Cal/OSHA-California Labor Code, Section 6501.8 defines "asbestos containing construction material (ACCM)" as any manufactured construction material that contains more than one tenth of one percent (>0.1%) asbestos by weight.

1.2 Asbestos Recommendations

Based on the available information gathered during the performance of this survey and its conclusions, Bainbridge recommends the following:

- Identified asbestos-containing materials and presumed asbestos-containing materials must be removed prior to any scheduled renovation or demolition activities in adherence with South Coast Air Quality Management District (SCAQMD) regulations (Rule 1403).
- Bainbridge recommends the preparation of project specifications for the removal of identified asbestos-containing materials and/or Cal/OSHA regulated asbestos-containing construction materials (samples greater than .1% asbestos), as necessary. A State of California Certified Asbestos Consultant should be retained to properly document, inspect, and monitor the removal of any identified and/or assumed asbestos-containing materials. This is to ensure adherence to applicable State and Federal regulations and for the safety of building occupants in the vicinity of the abatement areas.
- Bainbridge recommends that a Cal/OSHA registered and state licensed abatement contracting company perform the abatement of the above-mentioned asbestos-containing materials. Any asbestos related work must be conducted in accordance with all applicable Federal, State, and local regulations. Firms performing the asbestos-related work must follow proper engineering practices and must use state-of-the-art techniques whenever possible.

1.3 Disclaimer and Limitations for Asbestos Related Projects

This document is prepared for the sole use of the CCCD and its authorized representatives and any agencies directly involved in this project. No other party should rely on the information contained herein without prior written consent of Bainbridge.

The information in this report or portions thereof may be required to be included in notifications to employees, contractors or other visitors to the building(s). The CCCD or its agents shall not use this report as a specification or work plan for any of the work suggested or recommended in the report.

This report is based upon conditions and practices observed at the property and information made available to Bainbridge. This report does not identify all hazards or unsafe practices, nor does it indicate that other hazards or unsafe practices exist at the premises.

The conclusions and summary presented in this report are based on a review of pertinent regulations, and guidelines or requirements commonly followed by industry standards, data collected during the site inspection, and information provided by the CCCD, their clients, agents, and representatives.

The work has been conducted in an objective and unbiased manner and in accordance with generally accepted professional practice for this type of work. Bainbridge believes the data and analysis to be accurate and relevant, but cannot accept responsibility for the accuracy or completeness of available documentation or possible withholding of information by other parties.

Any observations of asbestos containing materials represent the conditions at the specified locations and times of the site inspection survey only. The selection of sample areas was limited to accessible areas of the property.

2.0 Lead-Based Paint XRF Testing of Painted Surfaces

Gage Thompson, Certified Lead-Related Construction-Inspector/Assessor LRC#00002718, of Bainbridge, performed the comprehensive survey activities and collected the lead-based paint XRF readings for the Phase 1 Demolition Project of Buildings M4, U, V, Z & Pool at the PE Complex at Compton College located at 1111 East Artesia Boulevard, Compton, California, California 90221. The purpose of the survey was to identify any suspect lead-containing building materials that are scheduled to be impacted or disturbed during an upcoming/scheduled demolition project at the subject property. The survey in the PE Complex was performed on the date of February 25, 2021.

Bainbridge conducted the comprehensive lead-based paint XRF survey of the subject buildings in compliance with the following Federal, State, and Local regulations:

- 24 CFR Part 35.80-35.98 and 35.3120(b) – U.S. Department of Housing and Urban Development (HUD)
- Toxic Substances Control Act (TOSCA) Section 406
- 40 CFR 745.103 – Environmental Protection Agency (EPA)
- Title 17 Section 35000 – Code of California Regulations
- Cal/OSHA Title 8 Section 1532.1 – California Occupational Safety and Health Administration
- Cal/OSHA Title 8 Section 5194 – California Occupational Safety and Health Administration

In compliance with Title 17, CCR, Division 1, Chapter 8 and 24 CFR Subtitle A, Part 35.125, Bainbridge filed the 8552 form as required to notify the California Department of Health Services the findings of the lead inspection/assessment conducted on the site.

Currently, the State of California, the U.S Department of Housing and Urban Development (HUD), and the Environmental Protection Agency (EPA) define lead-based paint as paint or other surface coating with lead content equal to or greater than 1.0 milligram per square centimeter (mg/cm^2), 0.5% by weight and/or 5,000 parts per million lead on the surface area. However, The County of Los Angeles Department of Health Services (DHS) defines Lead-Based Paint as any paint or surface coating with concentrations of lead at or above 0.7 milligram per square centimeter (mg/cm^2). Based on the location of the subject property in Los Angeles County the “abatement level” (threshold) setting of $0.7 \text{ mg}/\text{cm}^2$ was chosen for this inspection.

XRF Paint Readings: XRF measurements were collected. Bainbridge conducted the survey using a Viken XL 309 Spectrum Analyzer, X-ray Fluorescence (XRF) detector. All survey activities and XRF measurements were performed in accordance with the United States Department of Housing and Urban Development’s guidance document, entitled “Guidelines for the Evaluation and Control of Lead-based Paint Hazards in Housing: Chapter 7 Lead-based paint inspection”.

The XRF Lead Sampling Logs are provided as an attachment to this survey/inspection report. These logs tabulate each individual test, sample taken throughout the subject buildings and describes the test location, the component to which the paint is applied, condition, color and lead content in milligrams per square centimeter and the result.

2.1 Lead-Based Paint Findings

XRF Testing: Of the one-hundred and eighty-nine (189) XRF readings collected in Buildings M4, U, V, Z & Pool at the PE Complex. Lead-based paint was identified in a total of two (2) readings. The field data and results of XRF testing are included in Appendix B of this report.

As a result of the Viken 309 analyzer XRF testing, the following lead-containing building materials were identified:

Lead-based Paint

XL No	Side	Building	Room	Source	Substrate	Color	Results	Positive Negative	Approx. Quantity
							mg/cm ²		
78	C	Building U	Office 7	Window Frame	Metal	White	0.8	Positive	800 Sq. ft.
183	D	Portico Adjoined to Building U and Building V	Exterior	Support Column	Metal	Dark Gray	3.0	Positive	250 Lin. Ft.

In the event that other suspect building materials (not included in this survey report) are discovered and have the potential to be impacted or disturbed during construction, renovation and/or demolition activities: those suspect building materials will be considered lead-containing materials. In this event, a California State Inspector/Assessor shall be retained to sample/test those materials to determine their lead content prior to authorization of additional abatement work.

2.2 Lead-Based Paint Recommendations

Based on the available information gathered during the performance of this survey and its conclusions, Bainbridge makes recommends the following:

- The removal of the identified lead-based paint components from the subject buildings prior to any renovation or demolition activities. Bainbridge recommends the utilization of a state licensed lead abatement contracting company to remove, transport and dispose of the identified lead-containing waste in according to applicable Federal and State regulations.
- All construction work that affects lead containing components and materials should be conducted in accordance with Cal/OSHA Construction Safety Order Lead (i.e. CCR, Title 8, Section 1532.1 Lead and OSHA CFR 29 CFR 1926.62 – Lead).

2.3 Disclaimer and Limitations for Lead-Based Paint and Components

This document is prepared for the sole use of the CCCD and its authorized representatives and any agencies directly involved in this project. No other party should rely on the information contained herein without prior written consent of Bainbridge.

The information in this report or portions thereof may be required to be included in notifications to employees, contractors or other visitors to the building(s). CCCD or its agents shall not use this report as a project specification or work plan for any of the work suggested or recommended in the report.

This report is based upon conditions and practices observed at the property and information made available to Bainbridge. This report does not identify all hazards or unsafe practices, nor does it indicate that other hazards or unsafe practices exist at the premises.

This inspection and assessment was planned, developed, and patterned after *HUD Guidelines Chapter 7 Lead-based paint inspection*. Bainbridge utilized state-of-the-art practices and techniques in accordance with regulatory standards while performing this inspection. Bainbridge's evaluation of the relative risk of exposure to lead identified during this inspection is based on conditions observed at the time of the inspection.

Bainbridge cannot be responsible for changing conditions that may alter the relative exposure risk or for future changes in accepted methodology.

The conclusions and summary presented in this report are based on a review of pertinent regulations, and guidelines or requirements commonly followed by industry standards, data collected during the site inspection, and information provided by CCCD, their clients, agents, and representatives.

The work has been conducted in an objective and unbiased manner and in accordance with generally accepted professional practice for this type of work. Bainbridge believes the data and analysis to be accurate and relevant, but cannot accept responsibility for the accuracy or completeness of available documentation or possible withholding of information by other parties.

Any observations of lead-based paint and lead containing materials represent the conditions at the specified locations and times of the site inspection survey only. The selection of sample areas was limited to accessible areas of the subject building.

APPENDIX A

ASBESTOS FIELD DATA & LABORATORY RESULTS

ASBESTOS BULK SAMPLE LOG



Client: Compton Community College District
Compton College – Phase 1 Demolition Project of
 Project Name: Buildings U, V, Z, Pool Bldg & Old Police Trailer for
the PE Complex
 Address: 1111 East Artesia Blvd
Compton, California 90221

Bainbridge Project #: 21028200.10
Gage Thompson /
 Inspector/Sampler: Sebastian Moreno
February 17, 18, 19,
 Date Sampled: 23, 24 and 25, 2021

Sample No.	Sample Location	Sample Description	Color	Material Condition	Friable Non-Friable	Material Location	Approx. Quantity	Laboratory Results
1	Building U Exterior	Window Putty	Blue	Good	Non-Friable	Window Putty Throughout Building U	800 Sq. Ft.	Trace (<1%) Chrysotile
2	Building U Exterior	Window Putty	Blue	Good	Non-Friable	See Above	Included Above	2% Chrysotile
3	Building U Exterior	Window Putty	Blue	Good	Non-Friable	See Above	Included Above	2% Chrysotile
4	Building U Exterior	Stucco with Vapor Barrier	Blue	Good	Non-Friable	Stucco with Vapor Barrier Throughout Building U	N/A	None Detected
5	Building U Exterior	Stucco with Vapor Barrier	Blue	Good	Non-Friable	See Above	N/A	None Detected
6	Building U Exterior	Stucco with Vapor Barrier	Blue	Good	Non-Friable	See Above	N/A	None Detected
7	Building U Exterior	Concrete Footing	Gray	Good	Non-Friable	Concrete Footing/Walkway Throughout Building U and Exterior Walkway	N/A	None Detected
8	Building U Exterior	Concrete Walkway	Gray	Good	Non-Friable	See Above	N/A	None Detected
9	Building U Exterior	Concrete Walkway	Gray	Good	Non-Friable	See Above	N/A	None Detected

ASBESTOS BULK SAMPLE LOG

Compton College – Phase 1 Demolition Project of Buildings M4, U, V, Z & Pool at the PE Complex
1111 East Artesia Boulevard, Compton, California 90221



Sample No.	Sample Location	Sample Description	Color	Material Condition	Friable Non-Friable	Material Location	Approx. Quantity	Laboratory Results
10	Building U Shower Room	Interior Concrete Floor	Gray/Blue	Good	Non-Friable	Interior Concrete Floor Throughout Building U	N/A	None Detected
11	Building U Locker Room	Interior Concrete Floor	Gray/Blue	Good	Non-Friable	See Above	N/A	None Detected
12	Building U Merchandise Area (Room 10)	Interior Concrete Floor	Gray/Blue	Good	Non-Friable	See Above	N/A	None Detected
13	Building U Locker Room Restroom Area (South Side)	Grip Tape (Floor)	Black	Good	Non-Friable	Grip Tape (Floor) Throughout Building U	N/A	None Detected
14	Building U Locker Room Restroom Area (South Side)	Grip Tape (Floor)	Black	Good	Non-Friable	See Above	N/A	None Detected
15	Building U Locker Room Restroom Area (South Side)	Grip Tape (Floor)	Black	Good	Non-Friable	See Above	N/A	None Detected
16	Building U Exterior	Asphalt	Black	Good	Non-Friable	Asphalt Adjacent to Building U Exterior	N/A	None Detected
17	Building U Exterior	Asphalt	Black	Good	Non-Friable	See Above	N/A	None Detected
18	Building U Exterior	Asphalt	Black	Good	Non-Friable	See Above	N/A	None Detected
19	Building U Exterior	Asphalt	Black	Good	Non-Friable	See Above	N/A	None Detected
20	Building U Exterior	Asphalt	Black	Good	Non-Friable	See Above	N/A	None Detected

ASBESTOS BULK SAMPLE LOG

Compton College – Phase 1 Demolition Project of Buildings M4, U, V, Z & Pool at the PE Complex
1111 East Artesia Boulevard, Compton, California 90221



Sample No.	Sample Location	Sample Description	Color	Material Condition	Friable Non-Friable	Material Location	Approx. Quantity	Laboratory Results
21	Building U Locker Room Restroom Area Wall (South Side)	Terrazzo	Multi	Good	Non-Friable	Terrazzo Throughout Building U	N/A	None Detected
22	Building U Shower Room Restroom Area Wall (North Side)	Terrazzo	Multi	Good	Non-Friable	See Above	N/A	None Detected
23	Building U (Office 2) Restroom Floor	Terrazzo	Multi	Good	Non-Friable	See Above	N/A	None Detected
24	Building U Locker Room	Interior Plaster Ceiling	White	Good	Non-Friable	Interior Plaster Walls and Ceilings Throughout Building U	N/A	None Detected
25	Building U Locker Room Restroom Area (South Side)	Interior Plaster Wall	Red	Good	Non-Friable	See Above	N/A	None Detected
26	Building U Main Office Wall	Interior Plaster Wall	White	Good	Non-Friable	See Above	N/A	None Detected
27	Building U Shower Room Wall	Interior Concrete Wall	White	Good	Non-Friable	Interior Concrete Wall Throughout Building U	N/A	None Detected
28	Building U Shower Room Wall	Interior Concrete Wall	White	Good	Non-Friable	See Above	N/A	None Detected
29	Building U Shower Room Wall	Interior Concrete Wall	White	Good	Non-Friable	See Above	N/A	None Detected

ASBESTOS BULK SAMPLE LOG

Compton College – Phase 1 Demolition Project of Buildings M4, U, V, Z & Pool at the PE Complex
1111 East Artesia Boulevard, Compton, California 90221



Sample No.	Sample Location	Sample Description	Color	Material Condition	Friable Non-Friable	Material Location	Approx. Quantity	Laboratory Results
30	Building U Shower Enclosure Wall	Ceramic Wall Tile with Grout	Beige	Good	Non-Friable	Ceramic Wall Tile with Grout Throughout Shower Walls in Building U	N/A	None Detected
31	Building U Shower Enclosure Wall	Ceramic Wall Tile with Grout	Beige	Good	Non-Friable	See Above	N/A	None Detected
32	Building U Shower Enclosure Wall	Ceramic Wall Tile with Grout	Beige	Good	Non-Friable	See Above	N/A	None Detected
33	Building U Shower Enclosure Floor	Ceramic Floor Tile with Grout	Multi	Good	Non-Friable	Ceramic Wall Tile with Grout Throughout Shower Floors in Building U	N/A	None Detected
34	Building U Shower Enclosure Floor	Ceramic Floor Tile with Grout	Multi	Good	Non-Friable	See Above	N/A	None Detected
35	Building U Shower Enclosure Floor	Ceramic Floor Tile with Grout	Multi	Good	Non-Friable	See Above	N/A	None Detected
36	Building U Shower Room Entry Soffit	12"x 12" Straight Pinhole Ceiling Tile	White	Good	Friable	12"x 12" Straight Pinhole Ceiling Tile Throughout Building U	N/A	None Detected
37	Building U Restroom Ceiling	12"x 12" Straight Pinhole Ceiling Tile	White	Good	Friable	See Above	N/A	None Detected
38	Building U Equipment Room	12"x 12" Straight Pinhole Ceiling Tile	White	Good	Friable	See Above	N/A	None Detected

ASBESTOS BULK SAMPLE LOG

Compton College – Phase 1 Demolition Project of Buildings M4, U, V, Z & Pool at the PE Complex
1111 East Artesia Boulevard, Compton, California 90221



Sample No.	Sample Location	Sample Description	Color	Material Condition	Friable Non-Friable	Material Location	Approx. Quantity	Laboratory Results
39	Building U Shower Room Entry Soffit	12"x 12" Random Pinhole Ceiling Tile	White	Good	Friable	12"x 12" Random Pinhole Ceiling Tile Throughout Building U	N/A	None Detected
40	Building U Restroom Ceiling	12"x 12" Random Pinhole Ceiling Tile	White	Good	Friable	See Above	N/A	None Detected
41	Building U Equipment Room	12"x 12" Random Pinhole Ceiling Tile	White	Good	Friable	See Above	N/A	None Detected
42	Building U Shower Room Entry Soffit	12"x 12" Ceiling Tile	White	Good	Friable	12"x 12" Ceiling Tile Throughout Building U	N/A	None Detected
43	Building U Shower Room Entry Soffit	12"x 12" Ceiling Tile	White	Good	Friable	See Above	N/A	None Detected
44	Building U Shower Room Entry Soffit	12"x 12" Ceiling Tile	White	Good	Friable	See Above	N/A	None Detected
45	Building U Shower Room Entry Soffit	Hockey Puck Mastic Associated with 12"x 12" Straight Pinhole Ceiling Tile and 12"x 12" Ceiling Tile	Brown	Good	Non-Friable	Hockey Puck Mastic Associated with 12"x 12" Straight Pinhole Ceiling Tile and 12"x 12" Ceiling Tile Throughout Main Entry (Women's Locker Room) and Restrooms in Building U	N/A	None Detected

ASBESTOS BULK SAMPLE LOG

Compton College – Phase 1 Demolition Project of Buildings M4, U, V, Z & Pool at the PE Complex
1111 East Artesia Boulevard, Compton, California 90221



Sample No.	Sample Location	Sample Description	Color	Material Condition	Friable Non-Friable	Material Location	Approx. Quantity	Laboratory Results
46	Building U Shower Room Entry Soffit	Hockey Puck Mastic Associated with 12"x 12" Straight Pinhole Ceiling Tile and 12"x 12" Ceiling Tile	Brown	Good	Non-Friable	See Above	N/A	None Detected
47	Building U Shower Room Entry Soffit	Hockey Puck Mastic Associated with 12"x 12" Straight Pinhole Ceiling Tile and 12"x 12" Ceiling Tile	Brown	Good	Non-Friable	See Above	N/A	None Detected
48	Building U Equipment Room	Fiberglass Insulation with Backing Paper	Brown	Good	Friable	Fiberglass Insulation with Backing Paper Throughout Ceiling Cavities in Building U	N/A	None Detected
49	Building U Equipment Room	Fiberglass Insulation with Backing Paper	Brown	Good	Friable	See Above	N/A	None Detected
50	Building U Equipment Room	Fiberglass Insulation with Backing Paper	Brown	Good	Friable	See Above	N/A	None Detected
51	Building U Room 1 Floor	9"x 9" Floor Tile with Mastic	Red with Streaks	Good	Non-Friable	9"x 9" Floor Tile with Mastic Throughout Building U	N/A	None Detected
52	Building U Room 1 Floor	9"x 9" Floor Tile with Mastic	Red with Streaks	Good	Non-Friable	See Above	N/A	None Detected
53	Building U Room 1 Floor	9"x 9" Floor Tile with Mastic	Red with Streaks	Good	Non-Friable	See Above	N/A	None Detected

ASBESTOS BULK SAMPLE LOG

Compton College – Phase 1 Demolition Project of Buildings M4, U, V, Z & Pool at the PE Complex
1111 East Artesia Boulevard, Compton, California 90221



Sample No.	Sample Location	Sample Description	Color	Material Condition	Friable Non-Friable	Material Location	Approx. Quantity	Laboratory Results
54	Building U Hallway	12"x 12" Floor Tile with Mastic	Red	Good	Non-Friable	12"x 12" Floor Tile with Mastic Throughout Building U	N/A	None Detected
55	Building U Room 4 Floor	12"x 12" Floor Tile with Mastic	Red	Good	Non-Friable	See Above	N/A	None Detected
56	Building U Room 4 Floor	12"x 12" Floor Tile with Mastic	Red	Good	Non-Friable	See Above	N/A	None Detected
57	Building U Room 7 Floor	18"x 18" Floor Tile with Mastic	Gray	Good	Non-Friable	18"x 18" Floor Tile with Mastic Throughout Building U	N/A	None Detected
58	Building U Room 2 Floor	18"x 18" Floor Tile with Mastic	Gray	Good	Non-Friable	See Above	N/A	None Detected
59	Building U Room 6 Floor	18"x 18" Floor Tile with Mastic	Gray	Good	Non-Friable	See Above	N/A	None Detected
60	Building U Room 2 Floor	Carpet with Carpet Adhesive	Gray	Good	Non-Friable	Carpet with Carpet Adhesive Throughout Building U	1,950 Sq. Ft.	2% Chrysotile (Tan Tile)
61	Building U Room 5 Floor	Carpet with Carpet Adhesive	Gray	Good	Non-Friable	See Above	Included Above	None Detected
62	Building U Room 13 Floor	Carpet with Carpet Adhesive	Gray	Good	Non-Friable	See Above	Included Above	None Detected
63	Building U Room 2 Wall	4" Base Cove with Adhesive	Red	Good	Non-Friable	4" Base Cove with Adhesive Throughout Building U	N/A	None Detected
64	Building U Room 4 Wall	4" Base Cove with Adhesive	Gray	Good	Non-Friable	See Above	N/A	None Detected

ASBESTOS BULK SAMPLE LOG

Compton College – Phase 1 Demolition Project of Buildings M4, U, V, Z & Pool at the PE Complex
1111 East Artesia Boulevard, Compton, California 90221



Sample No.	Sample Location	Sample Description	Color	Material Condition	Friable Non-Friable	Material Location	Approx. Quantity	Laboratory Results
65	Building U Room 13 Wall	4" Base Cove with Adhesive	Black	Good	Non-Friable	See Above	N/A	None Detected
66	Building U Room 13 Countertop	Formica Countertop	White	Good	Non-Friable	Formica Countertop Throughout Building U	N/A	None Detected
67	Building U Room 13 Countertop	Formica Countertop	White	Good	Non-Friable	See Above	N/A	None Detected
68	Building U Room 13 Countertop	Formica Countertop	White	Good	Non-Friable	See Above	N/A	None Detected
69	Building U Room 2 Ceiling Cavity	Fiberglass Insulation	White	Good	Friable	Fiberglass Insulation Throughout Building U Ceiling Cavities	N/A	None Detected
70	Building U Main Office Ceiling Cavity	Fiberglass Insulation	White	Good	Friable	See Above	N/A	None Detected
71	Building U Main Office Ceiling Cavity	Fiberglass Insulation	White	Good	Friable	See Above	N/A	None Detected
72	Building U Mechanical Room	Fire Rated Plaster Wall	Gray	Good	Non-Friable	Fire Rated Plaster Wall and Ceiling Throughout Building U	N/A	None Detected
73	Building U Mechanical Room	Fire Rated Plaster Wall	Gray	Good	Non-Friable	See Above	N/A	None Detected
74	Building U Mechanical Room	Fire Rated Plaster Ceiling	Gray	Good	Non-Friable	See Above	N/A	None Detected

ASBESTOS BULK SAMPLE LOG

Compton College – Phase 1 Demolition Project of Buildings M4, U, V, Z & Pool at the PE Complex
1111 East Artesia Boulevard, Compton, California 90221



Sample No.	Sample Location	Sample Description	Color	Material Condition	Friable Non-Friable	Material Location	Approx. Quantity	Laboratory Results
75	Building U Exterior	Brick with Mortar Joint	Red/Gray	Good	Non-Friable	Brick with Mortar Joint Throughout Building U Exterior	N/A	None Detected
76	Building U Exterior	Brick with Mortar Joint	Red/Gray	Good	Non-Friable	See Above	N/A	None Detected
77	Building U Exterior	Brick with Mortar Joint	Red/Gray	Good	Non-Friable	See Above	N/A	None Detected
78	Building U Lower Rooftop	Built-up Roofing Material	Gray	Good	Non-Friable	Built-up Roofing Material Throughout Lower Rooftop of Building U	N/A	None Detected
79	Building U Lower Rooftop	Built-up Roofing Material	Gray	Good	Non-Friable	See Above	N/A	None Detected
80	Building U Lower Rooftop	Built-up Roofing Material	Gray	Good	Non-Friable	See Above	N/A	None Detected
81	Building U Upper Rooftop	Rolled Roofing Material	Gray	Good	Non-Friable	Rolled Roofing Material Throughout Upper Rooftop of Building U	N/A	None Detected
82	Building U Upper Rooftop	Rolled Roofing Material	Gray	Good	Non-Friable	See Above	N/A	None Detected
83	Building U Upper Rooftop	Rolled Roofing Material	Gray	Good	Non-Friable	See Above	N/A	None Detected
84	Building U Lower Rooftop	Curb Mastic	Black/Gray	Good	Non-Friable	Curb Mastic Throughout Building U Rooftop	N/A	None Detected
85	Building U Lower Rooftop	Curb Mastic	Black/Gray	Good	Non-Friable	See Above	N/A	None Detected

ASBESTOS BULK SAMPLE LOG

Compton College – Phase 1 Demolition Project of Buildings M4, U, V, Z & Pool at the PE Complex
1111 East Artesia Boulevard, Compton, California 90221



Sample No.	Sample Location	Sample Description	Color	Material Condition	Friable Non-Friable	Material Location	Approx. Quantity	Laboratory Results
86	Building U Lower Rooftop	Curb Mastic	Black/ Gray	Good	Non-Friable	See Above	N/A	None Detected
87	Building U Lower Rooftop	Pipe Mastic	Black/ Gray	Good	Non-Friable	Pipe Mastic Throughout Building U Rooftop	N/A	None Detected
88	Building U Lower Rooftop	Pipe Mastic	Black/ Gray	Good	Non-Friable	See Above	N/A	None Detected
89	Building U Lower Rooftop	Pipe Mastic	Black/ Gray	Good	Non-Friable	See Above	N/A	None Detected
90	Building U Upper Rooftop	Parapet Wall Capping Material	Gray	Good	Non-Friable	Parapet Wall Capping Material Throughout Building U Rooftop	N/A	None Detected
91	Building U Upper Rooftop	Parapet Wall Capping Material	Gray	Good	Non-Friable	See Above	N/A	None Detected
92	Building U Upper Rooftop	Parapet Wall Capping Material	Gray	Good	Non-Friable	See Above	N/A	None Detected
93	Building U Upper Rooftop	Rubber Roofing Patching Material	Gray/ White	Good	Non-Friable	Rubber Roofing Patching Material Throughout Building U Rooftop	N/A	None Detected
94	Building U Upper Rooftop	Rubber Roofing Patching Material	Gray/ White	Good	Non-Friable	See Above	N/A	None Detected
95	Building U Upper Rooftop	Rubber Roofing Patching Material	Gray/ White	Good	Non-Friable	See Above	N/A	None Detected
96	Building U Lower Rooftop	HVAC Ducting Mastic	Gray	Good	Non-Friable	HVAC Ducting Mastic Throughout Building U Rooftop	75 Sq. Ft.	None Detected
97	Building U Lower Rooftop	HVAC Ducting Mastic	Gray	Good	Non-Friable	See Above	Included Above	3% Chrysotile

ASBESTOS BULK SAMPLE LOG

Compton College – Phase 1 Demolition Project of Buildings M4, U, V, Z & Pool at the PE Complex
1111 East Artesia Boulevard, Compton, California 90221



Sample No.	Sample Location	Sample Description	Color	Material Condition	Friable Non-Friable	Material Location	Approx. Quantity	Laboratory Results
98	Building U Lower Rooftop	HVAC Ducting Mastic	Gray	Good	Non-Friable	See Above	Included Above	None Detected
99	Building U Lower Rooftop	Transite Pipe	Tan	Good	Non-Friable	Transite Pipe Throughout Building U Rooftop	40 Lin. Ft.	15% Chrysotile/ 3% Crocidolite
100	Building U Lower Rooftop	Transite Pipe	Tan	Good	Non-Friable	See Above	Included Above	15% Chrysotile/ 3% Crocidolite
101	Building U Lower Rooftop	Transite Pipe	Tan	Good	Non-Friable	See Above	Included Above	15% Chrysotile/ 3% Crocidolite
102	Portico Rooftop Adjacent Building U and Building V	Tar and Gravel Roofing Material	Gray/Black	Good	Non-Friable	Tar and Gravel Roofing Material Throughout Portico Rooftop Adjacent Building U and Building V	N/A	None Detected
103	Portico Rooftop Adjacent Building U and Building V	Tar and Gravel Roofing Material	Gray/Black	Good	Non-Friable	See Above	N/A	None Detected
104	Portico Rooftop Adjacent Building U and Building V	Tar and Gravel Roofing Material	Gray/Black	Good	Non-Friable	See Above	N/A	None Detected
105	Old Police Trailer Rooftop	Roofing Material	White	Good	Non-Friable	Roofing Material Throughout Building M4 Rooftop	N/A	None Detected

ASBESTOS BULK SAMPLE LOG

Compton College – Phase 1 Demolition Project of Buildings M4, U, V, Z & Pool at the PE Complex
1111 East Artesia Boulevard, Compton, California 90221



Sample No.	Sample Location	Sample Description	Color	Material Condition	Friable Non-Friable	Material Location	Approx. Quantity	Laboratory Results
106	Old Police Trailer Rooftop	Roofing Material	White	Good	Non-Friable	See Above	N/A	None Detected
107	Old Police Trailer Rooftop	Roofing Material	White	Good	Non-Friable	See Above	N/A	None Detected
108	Old Police Trailer Rooftop	Pipe Mastic	White	Good	Non-Friable	Pipe Mastic Throughout Building M4 Rooftop	N/A	None Detected
109	Old Police Trailer Rooftop	Pipe Mastic	White	Good	Non-Friable	See Above	N/A	None Detected
110	Old Police Trailer Rooftop	Pipe Mastic	White	Good	Non-Friable	See Above	N/A	None Detected
111	Old Police Bldg Wall Mounted HVAC Unit	HVAC Ducting Mastic	Black	Good	Non-Friable	HVAC Ducting Mastic Throughout Building M4	N/A	None Detected
112	Old Police Bldg Wall Mounted HVAC Unit	HVAC Ducting Mastic	Black	Good	Non-Friable	See Above	N/A	None Detected
113	Old Police Bldg Wall Mounted HVAC Unit	HVAC Ducting Mastic	Black	Good	Non-Friable	See Above	N/A	None Detected
114	Old Police Trailer Exterior	Asphalt	Black	Good	Non-Friable	Asphalt Throughout Building M4 Exterior	N/A	None Detected
115	Old Police Trailer Exterior	Asphalt	Black	Good	Non-Friable	See Above	N/A	None Detected
116	Old Police Trailer Exterior	Asphalt	Black	Good	Non-Friable	See Above	N/A	None Detected
117	Old Police Trailer Exterior Wall	Exterior Wall Coating	Blue/Gray	Good	Non-Friable	Exterior Wall Coating Throughout Building M4 Exterior	1,800 Sq. Ft.	5% Chrysotile (Dark Beige Coating)

ASBESTOS BULK SAMPLE LOG

Compton College – Phase 1 Demolition Project of Buildings M4, U, V, Z & Pool at the PE Complex
1111 East Artesia Boulevard, Compton, California 90221



Sample No.	Sample Location	Sample Description	Color	Material Condition	Friable Non-Friable	Material Location	Approx. Quantity	Laboratory Results
118	Old Police Trailer Exterior Wall	Exterior Wall Coating	Blue/Gray	Good	Non-Friable	See Above	Included Above	2% Chrysotile (Dark Beige Coating/Paints)
119	Old Police Trailer Exterior Wall	Exterior Wall Coating	Blue/Gray	Good	Non-Friable	See Above	Included Above	5% Chrysotile (Dark Beige Coating)
120	Old Police Trailer Exterior	Pre-Cast Concrete Stairs	Blue/Gray	Good	Non-Friable	Pre-Cast Concrete Stairs Throughout Building M4 Exterior	N/A	None Detected
121	Old Police Trailer Exterior	Pre-Cast Concrete Stairs	Blue/Gray	Good	Non-Friable	See Above	N/A	None Detected
122	Old Police Trailer Exterior	Pre-Cast Concrete Stairs	Blue/Gray	Good	Non-Friable	See Above	N/A	None Detected
123	Old Police Trailer Exterior	Concrete Footing	Gray	Good	Non-Friable	Concrete Footing Throughout Building M4 Exterior	N/A	None Detected
124	Old Police Trailer Exterior	Concrete Footing	Gray	Good	Non-Friable	See Above	N/A	None Detected
125	Old Police Trailer Exterior	Concrete Footing	Gray	Good	Non-Friable	See Above	N/A	None Detected
126	Old Police Trailer Floor	Linoleum Flooring	White/Beige	Good	Non-Friable	Linoleum Flooring Throughout Building M4	200 Sq. Ft.	5% Chrysotile (Beige Tile)
127	Old Police Trailer Floor	Linoleum Flooring	White/Beige	Good	Non-Friable	See Above	Included Above	None Detected
128	Old Police Trailer Bathroom Floor	Linoleum Flooring	White/Beige	Good	Non-Friable	See Above	Included Above	None Detected

ASBESTOS BULK SAMPLE LOG

Compton College – Phase 1 Demolition Project of Buildings M4, U, V, Z & Pool at the PE Complex
1111 East Artesia Boulevard, Compton, California 90221



Sample No.	Sample Location	Sample Description	Color	Material Condition	Friable Non-Friable	Material Location	Approx. Quantity	Laboratory Results
129	Old Police Trailer Bathroom Floor	Ceramic Floor Tile with Grout	Multi	Good	Non-Friable	Ceramic Floor Tile with Grout Throughout Building M4	N/A	None Detected
130	Old Police Trailer Bathroom Floor	Ceramic Floor Tile with Grout	Multi	Good	Non-Friable	See Above	N/A	None Detected
131	Old Police Trailer Bathroom Floor	Ceramic Floor Tile with Grout	Multi	Good	Non-Friable	See Above	N/A	None Detected
132	Old Police Trailer Floor	12"x 12" Floor Tile with Mastic	Gray	Good	Non-Friable	12"x 12" Floor Tile with Mastic Throughout Building M4	900 Sq. Ft.	5% Chrysotile (Beige Tile)
133	Old Police Trailer Floor	12"x 12" Floor Tile with Mastic	Gray	Good	Non-Friable	See Above	Included Above	5% Chrysotile (Beige Tile)
134	Old Police Trailer Floor	12"x 12" Floor Tile with Mastic	Gray	Good	Non-Friable	See Above	Included Above	5% Chrysotile (Beige Tile)
135	Old Police Trailer Floor	12"x 12" Floor Tile with Mastic Beneath Carpet	Yellow /Gray	Good	Non-Friable	12"x 12" Floor Tile with Mastic Beneath Carpet Throughout Building M4	900 Sq. Ft.	5% Chrysotile (Beige Tile)
136	Old Police Trailer Floor	12"x 12" Floor Tile with Mastic Beneath Carpet	Yellow /Gray	Good	Non-Friable	See Above	Included Above	5% Chrysotile (Beige Tile)
137	Old Police Trailer Floor	12"x 12" Floor Tile with Mastic Beneath Carpet	Yellow /Gray	Good	Non-Friable	See Above	Included Above	5% Chrysotile (Beige Tile)

ASBESTOS BULK SAMPLE LOG

Compton College – Phase 1 Demolition Project of Buildings M4, U, V, Z & Pool at the PE Complex
1111 East Artesia Boulevard, Compton, California 90221



Sample No.	Sample Location	Sample Description	Color	Material Condition	Friable Non-Friable	Material Location	Approx. Quantity	Laboratory Results
138	Old Police Bldg Kitchen Wall	4" Base Cove with Mastic	Brown	Good	Non-Friable	4" Base Cove with Mastic Throughout Building M4	N/A	None Detected
139	Old Police Bldg Wall	4" Base Cove with Mastic	Black	Good	Non-Friable	See Above	N/A	None Detected
140	Old Police Bldg Wall	4" Base Cove with Mastic	Black	Good	Non-Friable	See Above	N/A	None Detected
141	Old Police Bldg Wall	Fiber Board	Tan/Beige	Good	Non-Friable	Fiber Board Throughout Building M4	N/A	None Detected
142	Old Police Bldg Wall	Fiber Board	Tan/Beige	Good	Non-Friable	See Above	N/A	None Detected
143	Old Police Bldg Wall	Fiber Board	Tan/Beige	Good	Non-Friable	See Above	N/A	None Detected
144	Old Police Bldg Floor	Carpet with Carpet Adhesive	Blue/Gray	Good	Non-Friable	Carpet with Carpet Adhesive Throughout Building M4	N/A	None Detected
145	Old Police Bldg Floor	Carpet with Carpet Adhesive	Blue/Gray	Good	Non-Friable	See Above	N/A	None Detected
146	Old Police Bldg Floor	Carpet with Carpet Adhesive	Blue/Gray	Good	Non-Friable	See Above	N/A	None Detected
147	Old Police Bldg Kitchen Countertop	Formica Countertop	White	Good	Non-Friable	Formica Countertop Throughout Building M4	N/A	None Detected
148	Old Police Bldg Kitchen Countertop	Formica Countertop	White	Good	Non-Friable	See Above	N/A	None Detected

ASBESTOS BULK SAMPLE LOG

Compton College – Phase 1 Demolition Project of Buildings M4, U, V, Z & Pool at the PE Complex
1111 East Artesia Boulevard, Compton, California 90221



Sample No.	Sample Location	Sample Description	Color	Material Condition	Friable Non-Friable	Material Location	Approx. Quantity	Laboratory Results
149	Old Police Bldg Kitchen Countertop	Formica Countertop	White	Good	Non-Friable	See Above	N/A	None Detected
150	Old Police Bldg Ceiling	2'x 4' Fissured / Fiberglass Ceiling Tile	White/ Yellow	Good	Friable	2'x 4' Fissured Fiberglass Ceiling Tile Throughout Building M4	N/A	None Detected
151	Old Police Bldg Ceiling	2'x 4' Fissured / Fiberglass Ceiling Tile	White/ Yellow	Good	Friable	See Above	N/A	None Detected
152	Old Police Bldg Ceiling	2'x 4' Fissured / Fiberglass Ceiling Tile	White/ Yellow	Good	Friable	See Above	N/A	None Detected
153	Building V Rooftop	Built-up Roofing Material	Gray	Good	Non-Friable	Built-up Roofing Material Throughout Building V Rooftop	N/A	None Detected
154	Building V Rooftop	Built-up Roofing Material	Gray	Good	Non-Friable	See Above	N/A	None Detected
155	Building V Rooftop	Built-up Roofing Material	Gray	Good	Non-Friable	See Above	N/A	None Detected
156	Building V Rooftop	Perimeter Roofing Mastic	Gray	Good	Non-Friable	Perimeter Roofing Mastic Throughout Building V Rooftop	300 Sq. Ft.	None Detected
157	Building V Rooftop	Perimeter Roofing Mastic	Gray	Good	Non-Friable	See Above	Included Above	5% Chrysotile (Black Semi-Fibrous Tar)
158	Building V Rooftop	Perimeter Roofing Mastic	Gray	Good	Non-Friable	See Above	Included Above	None Detected

ASBESTOS BULK SAMPLE LOG

Compton College – Phase 1 Demolition Project of Buildings M4, U, V, Z & Pool at the PE Complex
1111 East Artesia Boulevard, Compton, California 90221



Sample No.	Sample Location	Sample Description	Color	Material Condition	Friable Non-Friable	Material Location	Approx. Quantity	Laboratory Results
159	Building V Rooftop	Curb Mastic	Gray/Black	Good	Non-Friable	Curb Mastic Throughout Building V Rooftop	20 Sq. Ft.	5% Chrysotile (Black Semi-Fibrous Tar)
160	Building V Rooftop	Curb Mastic	Gray/Black	Good	Non-Friable	See Above	Included Above	5% Chrysotile (Black Semi-Fibrous Tar)
161	Building V Rooftop	Curb Mastic	Gray/Black	Good	Non-Friable	See Above	Included Above	5% Chrysotile (Black Semi-Fibrous Tar)
162	Building V Rooftop	Pipe Mastic	Gray/Black	Good	Non-Friable	Pipe Mastic Throughout Building V Rooftop	5 Sq. Ft.	None Detected
163	Building V Rooftop	Pipe Mastic	Gray/Black	Good	Non-Friable	See Above	Included Above	5% Chrysotile (Black Semi-Fibrous Tar)
164	Building V Rooftop	Pipe Mastic	Gray/Black	Good	Non-Friable	See Above	Included Above	5% Chrysotile (Black Semi-Fibrous Tar)
165	Building V Rooftop	Rubber Roofing Material	Gray	Good	Non-Friable	Rubber Roofing Material Throughout Building V Rooftop	N/A	None Detected
166	Building V Rooftop	Rubber Roofing Material	Gray	Good	Non-Friable	See Above	N/A	None Detected

ASBESTOS BULK SAMPLE LOG

Compton College – Phase 1 Demolition Project of Buildings M4, U, V, Z & Pool at the PE Complex
1111 East Artesia Boulevard, Compton, California 90221



Sample No.	Sample Location	Sample Description	Color	Material Condition	Friable Non-Friable	Material Location	Approx. Quantity	Laboratory Results
167	Building V Rooftop	Rubber Roofing Material	Gray	Good	Non-Friable	See Above	N/A	None Detected
168	Building V Rooftop	HVAC Ducting Mastic	Gray	Good	Non-Friable	HVAC Ducting Mastic Throughout Building V Rooftop	25 Sq. Ft.	3% Chrysotile (Silver Paint)
169	Building V Rooftop	HVAC Ducting Mastic	Gray	Good	Non-Friable	See Above	Included Above	3% Chrysotile (Silver Paint)
170	Building V Rooftop	HVAC Ducting Mastic	Gray	Good	Non-Friable	See Above	Included Above	3% Chrysotile (Silver Paint)
171	Building V Rooftop	Transite Pipe	Tan	Good	Non-Friable	Transite Pipe Throughout Building V Rooftop	20 Lin. Ft.	15% Chrysotile / 3% Crocidolite
172	Building V Rooftop	Transite Pipe	Tan	Good	Non-Friable	See Above	Included Above	15% Chrysotile / 3% Crocidolite
173	Building V Rooftop	Transite Pipe	Tan	Good	Non-Friable	See Above	Included Above	15% Chrysotile / 3% Crocidolite
174	Building V Exterior Lower Window	Window Putty	Gray/Blue	Good	Non-Friable	Window Putty Throughout Building V	600 Sq. Ft.	2% Chrysotile (Tan Putty)
175	Building V Exterior Upper Window	Window Putty	Gray/Blue	Good	Non-Friable	See Above	Included Above	2% Chrysotile (Tan Putty)

ASBESTOS BULK SAMPLE LOG

Compton College – Phase 1 Demolition Project of Buildings M4, U, V, Z & Pool at the PE Complex
1111 East Artesia Boulevard, Compton, California 90221



Sample No.	Sample Location	Sample Description	Color	Material Condition	Friable Non-Friable	Material Location	Approx. Quantity	Laboratory Results
176	Building V Exterior Upper Window	Window Putty	Gray/Blue	Good	Non-Friable	See Above	Included Above	2% Chrysotile (Tan Putty)
177	Building V Floor	Interior Concrete Floor	Gray/Blue	Good	Non-Friable	Interior Concrete Floor Throughout Building V (Conference Room)	300 Sq. Ft.	2% Chrysotile (Tan Semi-Fibrous Material)
178	Building V Floor	Interior Concrete Floor	Gray/Blue	Good	Non-Friable	See Above	Included Above	None Detected
179	Building V Floor	Interior Concrete Floor	Gray/Blue	Good	Non-Friable	See Above	Included Above	None Detected
180	Building V Floor	9"x 9" Floor Tile with Mastic	Light Brown with Streaks	Good	Non-Friable	9"x 9" Floor Tile with Mastic Throughout Building V	100 Sq. Ft.	None Detected
181	Building V Floor	9"x 9" Floor Tile with Mastic	Light Brown with Streaks	Good	Non-Friable	See Above	Included Above	2% Chrysotile (Light Brown Tile)
182	Building V Floor	9"x 9" Floor Tile with Mastic	Light Brown with Streaks	Good	Non-Friable	See Above	Included Above	None Detected
183	Building V Floor	9"x 9" Floor Tile with Mastic	Dark Brown with Streaks	Good	Non-Friable	9"x 9" Floor Tile with Mastic Throughout Building V	100 Sq. Ft.	None Detected

ASBESTOS BULK SAMPLE LOG

Compton College – Phase 1 Demolition Project of Buildings M4, U, V, Z & Pool at the PE Complex
1111 East Artesia Boulevard, Compton, California 90221



Sample No.	Sample Location	Sample Description	Color	Material Condition	Friable Non-Friable	Material Location	Approx. Quantity	Laboratory Results
184	Building V Floor	9"x 9" Floor Tile with Mastic	Dark Brown with Streaks	Good	Non-Friable	See Above	Included Above	3% Chrysotile (Dark Brown Tile)
185	Building V Floor	9"x 9" Floor Tile with Mastic	Dark Brown with Streaks	Good	Non-Friable	See Above	Included Above	3% Chrysotile (Dark Brown Tile)
186	Building V Floor	9"x 9" Floor Tile with Mastic	Green with Streaks	Good	Non-Friable	9"x 9" Floor Tile with Mastic Throughout Building V	50 Sq. Ft.	5% Chrysotile (Beige Tile Debris)
187	Building V Floor	9"x 9" Floor Tile with Mastic	Green with Streaks	Good	Non-Friable	See Above	Included Above	None Detected
188	Building V Floor	9"x 9" Floor Tile with Mastic	Green with Streaks	Good	Non-Friable	See Above	Included Above	None Detected
189	Building V Floor	9"x 9" Floor Tile with Mastic	Blue with Streaks	Good	Non-Friable	9"x 9" Floor Tile with Mastic Throughout Building V	50 Sq. Ft.	3% Chrysotile (Dark Green Tile) 5% Chrysotile (Beige Tile Debris)
190	Building V Floor	9"x 9" Floor Tile with Mastic	Blue with Streaks	Good	Non-Friable	See Above	Included Above	3% Chrysotile (Dark Green Tile)

ASBESTOS BULK SAMPLE LOG

Compton College – Phase 1 Demolition Project of Buildings M4, U, V, Z & Pool at the PE Complex
1111 East Artesia Boulevard, Compton, California 90221



Sample No.	Sample Location	Sample Description	Color	Material Condition	Friable Non-Friable	Material Location	Approx. Quantity	Laboratory Results
191	Building V Floor (Classroom V-70)	9"x 9" Floor Tile with Mastic	Blue with Streaks	Good	Non-Friable	See Above	Included Above	3% Chrysotile (Dark Green Tile) 5% Chrysotile (Beige Tile Debris)
192	Building V Floor	9"x 9" Floor Tile with Mastic	Tan with Streaks	Good	Non-Friable	9"x 9" Floor Tile with Mastic Throughout Building V	50 Sq. Ft.	5% Chrysotile (Beige Tile)
193	Building V Floor	9"x 9" Floor Tile with Mastic	Tan with Streaks	Good	Non-Friable	See Above	Included Above	5% Chrysotile (Beige Tile)
194	Building V Floor	9"x 9" Floor Tile with Mastic	Tan with Streaks	Good	Non-Friable	See Above	Included Above	5% Chrysotile (Beige Tile)
195	Building V Floor	9"x 9" Floor Tile with Mastic	Red with Streaks	Good	Non-Friable	9"x 9" Floor Tile with Mastic Throughout Building V	450 Sq. Ft.	5% Chrysotile (Dark Red Tile)
196	Building V Floor	9"x 9" Floor Tile with Mastic	Red with Streaks	Good	Non-Friable	See Above	Included Above	5% Chrysotile (Dark Red Tile)
197	Building V Floor	9"x 9" Floor Tile with Mastic	Red with Streaks	Good	Non-Friable	See Above	Included Above	None Detected
198	Building V Floor	12"x 12" Floor Tile with Mastic	Light Brown with Streaks	Good	Non-Friable	12"x 12" Floor Tile with Mastic Throughout Building V	900 Sq. Ft.	5% Chrysotile (Green Tile)

ASBESTOS BULK SAMPLE LOG

Compton College – Phase 1 Demolition Project of Buildings M4, U, V, Z & Pool at the PE Complex
1111 East Artesia Boulevard, Compton, California 90221



Sample No.	Sample Location	Sample Description	Color	Material Condition	Friable Non-Friable	Material Location	Approx. Quantity	Laboratory Results
199	Building V Floor	12"x 12" Floor Tile with Mastic	Light Brown with Streaks	Good	Non-Friable	See Above	Included Above	None Detected
200	Building V Floor	12"x 12" Floor Tile with Mastic	Light Brown with Streaks	Good	Non-Friable	See Above	Included Above	5% Chrysotile (Green Tile)
201	Building V Floor	12"x 12" Floor Tile with Mastic	Dark Brown with Streaks	Good	Non-Friable	12"x 12" Floor Tile with Mastic Throughout Building V	900 Sq. Ft.	5% Chrysotile (Green Tile)
202	Building V Floor	12"x 12" Floor Tile with Mastic	Dark Brown with Streaks	Good	Non-Friable	See Above	Included Above	None Detected
203	Building V Floor	12"x 12" Floor Tile with Mastic	Dark Brown with Streaks	Good	Non-Friable	See Above	Included Above	5% Chrysotile (Green Tile)
204	Building V Storage Room	Formica Countertop	Blue	Good	Non-Friable	Formica Countertop Throughout Building V	N/A	None Detected
205	Building V Storage Room	Formica Countertop	Blue	Good	Non-Friable	See Above	N/A	None Detected
206	Building V Storage Room	Formica Countertop	Blue	Good	Non-Friable	See Above	N/A	None Detected

ASBESTOS BULK SAMPLE LOG

Compton College – Phase 1 Demolition Project of Buildings M4, U, V, Z & Pool at the PE Complex
1111 East Artesia Boulevard, Compton, California 90221



Sample No.	Sample Location	Sample Description	Color	Material Condition	Friable Non-Friable	Material Location	Approx. Quantity	Laboratory Results
207	Building V Ceiling Cavity	Fiberglass Insulation with Backing Paper	Brown	Good	Non-Friable	Fiberglass Insulation with Backing Paper Throughout Building V	N/A	None Detected
208	Building V Ceiling Cavity	Fiberglass Insulation with Backing Paper	Brown	Good	Non-Friable	See Above	N/A	None Detected
209	Building V Ceiling Cavity	Fiberglass Insulation with Backing Paper	Brown	Good	Non-Friable	See Above	N/A	None Detected
210	Building V (Classroom V-70)	Hockey Puck Mastic Associated with 2'x 2' Pinhole Wall Tiles	Brown	Good	Non-Friable	Hockey Puck Mastic Associated with 2'x 2' Pinhole Wall Tiles Throughout Building V	N/A	None Detected
211	Building V (Classroom V-70)	Hockey Puck Mastic Associated with 2'x 2' Pinhole Wall Tiles	Brown	Good	Non-Friable	See Above	Included Above	None Detected
212	Building V (Classroom V-70)	Hockey Puck Mastic Associated with 2'x 2' Pinhole Wall Tiles	Brown	Good	Non-Friable	See Above	Included Above	None Detected
213	Building V (Classroom V-70) Wall	4" Base Cove with Mastic	Black	Good	Non-Friable	4" Base Cove with Mastic Throughout Building V	200 Sq. Ft.	None Detected
214	Building V Wall	4" Base Cove with Mastic	Black	Good	Non-Friable	See Above	Included Above	2% Chrysotile (Tan Mastic)
215	Building V Wall	4" Base Cove with Mastic	Black	Good	Non-Friable	See Above	Included Above	2% Chrysotile (Tan Mastic)

ASBESTOS BULK SAMPLE LOG

Compton College – Phase 1 Demolition Project of Buildings M4, U, V, Z & Pool at the PE Complex
1111 East Artesia Boulevard, Compton, California 90221



Sample No.	Sample Location	Sample Description	Color	Material Condition	Friable Non-Friable	Material Location	Approx. Quantity	Laboratory Results
216	Building V (Classroom V-70)	12"x 12" Floor Tile with Mastic	White/Beige	Good	Non-Friable	12"x 12" Floor Tile with Mastic Throughout Building V	N/A	None Detected
217	Building V (Classroom V-70)	12"x 12" Floor Tile with Mastic	White/Beige	Good	Non-Friable	See Above	N/A	None Detected
218	Building V (Classroom V-70)	12"x 12" Floor Tile with Mastic	White/Beige	Good	Non-Friable	See Above	N/A	None Detected
219	Building V Men's Restroom Wall	Terrazzo	Multi	Good	Non-Friable	Terrazzo Throughout Building V	N/A	None Detected
220	Building V Storage Room Floor	Terrazzo	Multi	Good	Non-Friable	See Above	N/A	None Detected
221	Building V Restroom Floor	Terrazzo	Multi	Good	Non-Friable	See Above	N/A	None Detected
222	Building V (Classroom V-70) Wall	Drywall	Brown/White	Good	Non-Friable	Drywall Throughout Building V	N/A	None Detected
223	Building V (Classroom V-70) Wall	Drywall	Brown/White	Good	Non-Friable	See Above	N/A	None Detected
224	Building V (Classroom V-70) Wall	Drywall	Brown/White	Good	Non-Friable	See Above	N/A	None Detected
225	Building V Wall	Plaster	White	Good	Non-Friable	Plaster Throughout Building V	N/A	None Detected
226	Building V (Classroom V-70) Wall	Plaster	Blue	Good	Non-Friable	See Above	N/A	None Detected
227	Building V Ceiling	Plaster	White	Good	Non-Friable	See Above	N/A	None Detected
228	Building V Office Ceiling	12"x 12" Straight Pinhole Ceiling Tile	White	Good	Friable	12"x 12" Straight Pinhole Ceiling Tile Throughout Building V	N/A	None Detected

ASBESTOS BULK SAMPLE LOG

Compton College – Phase 1 Demolition Project of Buildings M4, U, V, Z & Pool at the PE Complex
1111 East Artesia Boulevard, Compton, California 90221



Sample No.	Sample Location	Sample Description	Color	Material Condition	Friable Non-Friable	Material Location	Approx. Quantity	Laboratory Results
229	Building V Hallway Ceiling	12"x 12" Straight Pinhole Ceiling Tile	White	Good	Friable	See Above	N/A	None Detected
230	Building V Hallway Ceiling	12"x 12" Straight Pinhole Ceiling Tile	White	Good	Friable	See Above	N/A	None Detected
231	Building V Office Ceiling	12"x 12" Ceiling Tile	White	Good	Friable	12"x 12" Ceiling Tile Throughout Building V	N/A	None Detected
232	Building V Hallway Ceiling	12"x 12" Ceiling Tile	White	Good	Friable	See Above	N/A	None Detected
233	Building V Hallway Ceiling	12"x 12" Ceiling Tile	White	Good	Friable	See Above	N/A	None Detected
234	Building V (Classroom V-70) Ceiling	2'x 2' Random Pinhole Ceiling Tile	White	Good	Friable	2'x 2' Random Pinhole Ceiling Tile Throughout Building V	N/A	None Detected
235	Building V (Classroom V-70) Ceiling	2'x 2' Random Pinhole Ceiling Tile	White	Good	Friable	See Above	N/A	None Detected
236	Building V (Classroom V-70) Ceiling	2'x 2' Random Pinhole Ceiling Tile	White	Good	Friable	See Above	N/A	None Detected
237	Building V Conference Room Ceiling	2'x 2' Straight Pinhole Ceiling Tile	White	Good	Friable	2'x 2' Straight Pinhole Ceiling Tile Throughout Building V	N/A	None Detected
238	Building V Office Ceiling	2'x 2' Straight Pinhole Ceiling Tile	White	Good	Friable	See Above	N/A	None Detected
239	Building V (Classroom V-70) Wall	2'x 2' Straight Pinhole Wall Tile	White	Good	Friable	See Above	N/A	None Detected

ASBESTOS BULK SAMPLE LOG

Compton College – Phase 1 Demolition Project of Buildings M4, U, V, Z & Pool at the PE Complex
1111 East Artesia Boulevard, Compton, California 90221



Sample No.	Sample Location	Sample Description	Color	Material Condition	Friable Non-Friable	Material Location	Approx. Quantity	Laboratory Results
240	Building V Conference Room Ceiling	2'x 2' Ceiling Tile	White	Good	Friable	2'x 2' Ceiling Tile Throughout Building V	N/A	None Detected
241	Building V Main Office Ceiling	2'x 2' Ceiling Tile	White	Good	Friable	See Above	N/A	None Detected
242	Building V (Classroom V-70) Ceiling	2'x 2' Ceiling Tile	White	Good	Friable	See Above	N/A	None Detected
243	Building V Exterior	Stucco with Vapor Barrier	Gray/Blue	Good	Non-Friable	Stucco with Vapor Barrier Throughout Building V	N/A	None Detected
244	Building V Exterior	Stucco with Vapor Barrier	Gray/Blue	Good	Non-Friable	See Above	N/A	None Detected
245	Building V Exterior	Stucco with Vapor Barrier	Gray/Blue	Good	Non-Friable	See Above	N/A	None Detected
246	Building V Exterior	Brick with Mortar Joint	Red/Gray	Good	Non-Friable	Brick with Mortar Joint Throughout Building V	N/A	None Detected
247	Building V Exterior	Brick with Mortar Joint	Red/Gray	Good	Non-Friable	See Above	N/A	None Detected
248	Building V Exterior	Brick with Mortar Joint	Red/Gray	Good	Non-Friable	See Above	N/A	None Detected
249	Building V Exterior	Concrete Pad	Gray	Good	Non-Friable	Concrete Throughout Building V and Exterior	N/A	None Detected
250	Building V Exterior	Concrete Footing	Gray	Good	Non-Friable	See Above	N/A	None Detected

ASBESTOS BULK SAMPLE LOG

Compton College – Phase 1 Demolition Project of Buildings M4, U, V, Z & Pool at the PE Complex
1111 East Artesia Boulevard, Compton, California 90221



Sample No.	Sample Location	Sample Description	Color	Material Condition	Friable Non-Friable	Material Location	Approx. Quantity	Laboratory Results
251	Building V Exterior	Concrete Walkway	Gray	Good	Non-Friable	See Above	N/A	None Detected
252	Building V Exterior	Asphalt	Black	Good	Non-Friable	Asphalt Adjacent Building V Exterior	N/A	None Detected
253	Building V Exterior	Asphalt	Black	Good	Non-Friable	See Above	N/A	None Detected
254	Building V Exterior	Asphalt	Black	Good	Non-Friable	See Above	N/A	None Detected
255	Building V Exterior	Asphalt	Black	Good	Non-Friable	See Above	N/A	None Detected
256	Building V Exterior	Asphalt	Black	Good	Non-Friable	See Above	N/A	None Detected
257	Building Z Rooftop	Built-up Roofing Material	Gray	Good	Non-Friable	Built-up Roofing Material Throughout Building Z Rooftop	N/A	None Detected
258	Building Z Rooftop	Built-up Roofing Material	Gray	Good	Non-Friable	See Above	N/A	None Detected
259	Building Z Rooftop	Built-up Roofing Material	Gray	Good	Non-Friable	See Above	N/A	None Detected
260	Building Z Rooftop	Perimeter Roofing Mastic	Gray	Good	Non-Friable	Perimeter Roofing Mastic Throughout Building Z Rooftop	270 Sq. Ft.	2% Chrysotile (Black Semi-Fibrous Tar)
261	Building Z Rooftop	Perimeter Roofing Mastic	Gray	Good	Non-Friable	See Above	Included Above	2% Chrysotile (Black Semi-Fibrous Tar)
262	Building Z Rooftop	Perimeter Roofing Mastic	Gray	Good	Non-Friable	See Above	Included Above	2% Chrysotile (Black Semi-Fibrous Tar)

ASBESTOS BULK SAMPLE LOG

Compton College – Phase 1 Demolition Project of Buildings M4, U, V, Z & Pool at the PE Complex
1111 East Artesia Boulevard, Compton, California 90221



Sample No.	Sample Location	Sample Description	Color	Material Condition	Friable Non-Friable	Material Location	Approx. Quantity	Laboratory Results
263	Building Z Rooftop	Curb Mastic	Gray/Black	Good	Non-Friable	Curb Mastic Throughout Building Z Rooftop	5 Sq. Ft.	2% Chrysotile (Black Semi-Fibrous Tar with Stones)
264	Building Z Rooftop	Curb Mastic	Gray/Black	Good	Non-Friable	See Above	Included Above	2% Chrysotile (Black Semi-Fibrous Tar with Stones)
265	Building Z Rooftop	Curb Mastic	Gray/Black	Good	Non-Friable	See Above	Included Above	2% Chrysotile (Black Semi-Fibrous Tar with Stones)
266	Building Z Rooftop	Pipe Mastic	Gray/Black	Good	Non-Friable	Pipe Mastic Throughout Building Z Rooftop	5 Sq. Ft.	2% Chrysotile (Black Semi-Fibrous Tar)
267	Building Z Rooftop	Pipe Mastic	Gray/Black	Good	Non-Friable	See Above	Included Above	2% Chrysotile (Black Semi-Fibrous Tar)
268	Building Z Rooftop	Pipe Mastic	Gray/Black	Good	Non-Friable	See Above	Included Above	2% Chrysotile (Black Semi-Fibrous Tar)

ASBESTOS BULK SAMPLE LOG

Compton College – Phase 1 Demolition Project of Buildings M4, U, V, Z & Pool at the PE Complex
1111 East Artesia Boulevard, Compton, California 90221



Sample No.	Sample Location	Sample Description	Color	Material Condition	Friable Non-Friable	Material Location	Approx. Quantity	Laboratory Results
269	Building Z Rooftop	Transite Pipe	Tan	Good	Non-Friable	Transite Pipe Throughout Building Z Rooftop	30 Lin. Ft.	15% Chrysotile / 3% Crocidolite (Grey Semi-Fibrous Material)
270	Building Z Rooftop	Transite Pipe	Tan	Good	Non-Friable	See Above	Included Above	15% Chrysotile / 3% Crocidolite (Grey Semi-Fibrous Material)
271	Building Z Rooftop	Transite Pipe	Tan	Good	Non-Friable	See Above	Included Above	15% Chrysotile / 3% Crocidolite (Grey Semi-Fibrous Material)
272	Building Z Manager's Office Ceiling	Plaster	White	Good	Non-Friable	Plaster Throughout Building Z	N/A	None Detected
273	Building Z Restroom Wall	Plaster	White/Blue	Good	Non-Friable	See Above	N/A	None Detected
274	Building Z Restroom Wall	Plaster	White/Blue	Good	Non-Friable	See Above	N/A	None Detected
275	Building Z Manager's Office	9"x 9" Floor Tile with Mastic	Black with Streaks	Good	Non-Friable	9"x 9" Floor Tile with Mastic Throughout Building Z	N/A	None Detected

ASBESTOS BULK SAMPLE LOG

Compton College – Phase 1 Demolition Project of Buildings M4, U, V, Z & Pool at the PE Complex
1111 East Artesia Boulevard, Compton, California 90221



Sample No.	Sample Location	Sample Description	Color	Material Condition	Friable Non-Friable	Material Location	Approx. Quantity	Laboratory Results
276	Building Z Manager's Office	9"x 9" Floor Tile with Mastic	Black with Streaks	Good	Non-Friable	See Above	N/A	None Detected
277	Building Z Manager's Office	9"x 9" Floor Tile with Mastic	Black with Streaks	Good	Non-Friable	See Above	N/A	None Detected
278	Building Z Manager's Office	9"x 9" Floor Tile with Mastic	White with Streaks	Good	Non-Friable	9"x 9" Floor Tile with Mastic Throughout Building Z	N/A	None Detected
279	Building Z Manager's Office	9"x 9" Floor Tile with Mastic	White with Streaks	Good	Non-Friable	See Above	N/A	None Detected
280	Building Z Manager's Office	9"x 9" Floor Tile with Mastic	White with Streaks	Good	Non-Friable	See Above	N/A	None Detected
281	Building Z Manager's Office	4" Base Cove with Mastic	Black	Good	Non-Friable	4" Base Cove with Mastic Throughout Building Z	N/A	None Detected
282	Building Z Manager's Office	4" Base Cove with Mastic	Black	Good	Non-Friable	See Above	N/A	None Detected
283	Building Z Manager's Office	4" Base Cove with Mastic	Black	Good	Non-Friable	See Above	N/A	None Detected
284	Building Z Manager's Office	Insulation Paper	Silver/ Brown	Good	Non-Friable	Insulation Paper Throughout Building Z	N/A	None Detected
285	Building Z Manager's Office	Insulation Paper	Silver/ Brown	Good	Non-Friable	See Above	N/A	None Detected

ASBESTOS BULK SAMPLE LOG

Compton College – Phase 1 Demolition Project of Buildings M4, U, V, Z & Pool at the PE Complex
1111 East Artesia Boulevard, Compton, California 90221



Sample No.	Sample Location	Sample Description	Color	Material Condition	Friable Non-Friable	Material Location	Approx. Quantity	Laboratory Results
286	Building Z Manager's Office	Insulation Paper	Silver/Brown	Good	Non-Friable	See Above	N/A	None Detected
287	Building Z Exterior	Stucco	White	Good	Non-Friable	Stucco Throughout Building Z	600 Sq. Ft.	Trace (<1%) Chrysotile
288	Building Z Exterior	Stucco	White	Good	Non-Friable	See Above	Included Above	Trace (<1%) Chrysotile
289	Building Z Exterior	Stucco	White	Good	Non-Friable	See Above	Included Above	Trace (<1%) Chrysotile
290	Building Z Exterior	Asphalt	Black	Good	Non-Friable	Asphalt Adjacent Building Z	N/A	None Detected
291	Building Z Exterior	Asphalt	Black	Good	Non-Friable	See Above	N/A	None Detected
292	Building Z Exterior	Asphalt	Black	Good	Non-Friable	See Above	N/A	None Detected
293	Building Z Interior	Concrete Floor	Gray	Good	Non-Friable	Concrete Floor Throughout Building Z	N/A	None Detected
294	Building Z Interior	Concrete Floor	Gray	Good	Non-Friable	See Above	N/A	None Detected
295	Building Z Interior	Concrete Floor	Gray	Good	Non-Friable	See Above	N/A	None Detected
296	Building Z Restroom	Hockey Puck Mastic	Brown	Good	Non-Friable	Hockey Puck Mastic Throughout Building Z	150 Sq. Ft.	Trace (<1%) Anthophyllite (Brown Mastic)
297	Building Z Restroom	Hockey Puck Mastic	Brown	Good	Non-Friable	See Above	Included Above	Trace (<1%) Anthophyllite (Brown Mastic)
298	Building Z Restroom	Hockey Puck Mastic	Brown	Good	Non-Friable	See Above	Included Above	Trace (<1%) Anthophyllite (Brown Mastic)

ASBESTOS BULK SAMPLE LOG

Compton College – Phase 1 Demolition Project of Buildings M4, U, V, Z & Pool at the PE Complex
1111 East Artesia Boulevard, Compton, California 90221



Sample No.	Sample Location	Sample Description	Color	Material Condition	Friable Non-Friable	Material Location	Approx. Quantity	Laboratory Results
299	Building Z Interior	Pipe Gasket	Black	Good	Non-Friable	Pipe Gasket Throughout Building Z	N/A	None Detected
300	Building Z Interior	Pipe Gasket	Black	Good	Non-Friable	See Above	N/A	None Detected
301	Building Z Interior	Pipe Gasket	Black	Good	Non-Friable	See Above	N/A	None Detected
302	Building Z Restroom (Behind Plaster Wall)	Drywall	Brown/White	Good	Non-Friable	Drywall Throughout Building Z	N/A	None Detected
303	Building Z Restroom (Behind Plaster Wall)	Drywall	Brown/White	Good	Non-Friable	See Above	N/A	None Detected
304	Building Z Restroom (Behind Plaster Wall)	Drywall	Brown/White	Good	Non-Friable	See Above	N/A	None Detected
305	Building Z Pool	Ceramic Tile with Grout	Black/White/Blue	Good	Non-Friable	Ceramic Tile with Grout Throughout Building Z Pool	N/A	None Detected
306	Building Z Pool	Ceramic Tile with Grout	Black/White/Blue	Good	Non-Friable	See Above	N/A	None Detected
307	Building Z Pool	Ceramic Tile with Grout	Black/White/Blue	Good	Non-Friable	See Above	N/A	None Detected
308	Building Z Pool	Ceramic Tile with Grout	Green	Good	Non-Friable	Ceramic Tile with Grout Throughout Building Z Pool	N/A	None Detected
309	Building Z Pool	Ceramic Tile with Grout	Green	Good	Non-Friable	See Above	N/A	None Detected

ASBESTOS BULK SAMPLE LOG

Compton College – Phase 1 Demolition Project of Buildings M4, U, V, Z & Pool at the PE Complex
1111 East Artesia Boulevard, Compton, California 90221



Sample No.	Sample Location	Sample Description	Color	Material Condition	Friable Non-Friable	Material Location	Approx. Quantity	Laboratory Results
310	Building Z Pool	Ceramic Tile with Grout	Green	Good	Non-Friable	See Above	N/A	None Detected
311	Building Z Pool	Concrete Pool Perimeter with Grout	Red	Good	Non-Friable	Concrete Pool Perimeter with Grout Throughout Building Z Pool	N/A	None Detected
312	Building Z Pool	Concrete Pool Perimeter with Grout	Red	Good	Non-Friable	See Above	N/A	None Detected
313	Building Z Pool	Concrete Pool Perimeter with Grout	Red	Good	Non-Friable	See Above	N/A	None Detected
314	Building Z Pool Walkway	Expansion Joint Filler	Gray	Good	Non-Friable	Expansion Joint Filler Throughout Building Z Pool Walkway	N/A	None Detected
315	Building Z Pool Walkway	Expansion Joint Filler	Gray	Good	Non-Friable	See Above	N/A	None Detected
316	Building Z Pool Walkway	Expansion Joint Filler	Gray	Good	Non-Friable	See Above	N/A	None Detected
317	Building Z Pool Walkway	Concrete Walkway	Gray	Good	Non-Friable	Concrete Walkway Throughout Building Z Pool Walkway	N/A	None Detected
318	Building Z Pool Walkway	Concrete Walkway	Gray	Good	Non-Friable	See Above	N/A	None Detected
319	Building Z Pool Walkway	Concrete Walkway	Gray	Good	Non-Friable	See Above	N/A	None Detected

ASBESTOS BULK SAMPLE LOG

Compton College – Phase 1 Demolition Project of Buildings M4, U, V, Z & Pool at the PE Complex
1111 East Artesia Boulevard, Compton, California 90221



Sample No.	Sample Location	Sample Description	Color	Material Condition	Friable Non-Friable	Material Location	Approx. Quantity	Laboratory Results
320	Building Z Pool Walkway	Concrete Walkway	Orange	Good	Non-Friable	See Above	300 Sq. Ft.	Trace (<1%) Chrysotile (Light Red Cementitious Material)
321	Building Z Pool Walkway	Concrete Walkway	Red	Good	Non-Friable	See Above	Included Above	Trace (<1%) Chrysotile (Red Cementitious Material)
322	Building Z Pool Walkway	Concrete Walkway	Green	Good	Non-Friable	See Above	Included Above	Trace (<1%) Chrysotile (Green Cementitious Material)
323	Building Z Pool Perimeter Fence	Building Z Pool Perimeter Fence Concrete Footing	Gray	Good	Non-Friable	Building Z Pool Perimeter Fence Concrete Footing Throughout Building Z Exterior	N/A	None Detected
324	Building Z Pool Perimeter Fence	Building Z Pool Perimeter Fence Concrete Footing	Gray	Good	Non-Friable	See Above	N/A	None Detected
325	Building Z Pool Perimeter Fence	Building Z Pool Perimeter Fence Concrete Footing	Gray	Good	Non-Friable	See Above	N/A	None Detected
326	Building Z Exterior	Brick with Mortar Joint	Blue	Good	Non-Friable	Brick with Mortar Joint Throughout Building Z and Building Z Exterior	N/A	None Detected
327	Building Z Exterior	Brick with Mortar Joint	Blue	Good	Non-Friable	See Above	N/A	None Detected

ASBESTOS BULK SAMPLE LOG

Compton College – Phase 1 Demolition Project of Buildings M4, U, V, Z & Pool at the PE Complex
1111 East Artesia Boulevard, Compton, California 90221



Sample No.	Sample Location	Sample Description	Color	Material Condition	Friable Non-Friable	Material Location	Approx. Quantity	Laboratory Results
328	Building Z Exterior	Brick with Mortar Joint	Blue	Good	Non-Friable	See Above	N/A	None Detected
329	Building Z Pool	Pool Basin Plaster	White	Good	Non-Friable	Pool Basin Plaster Throughout Pool	N/A	None Detected
330	Building Z Pool	Pool Basin Plaster	White	Good	Non-Friable	See Above	N/A	None Detected
331	Building Z Pool	Pool Basin Plaster	White	Good	Non-Friable	See Above	N/A	None Detected
332	Building U Ceiling Cavity	Debris Pile	Multi	Damaged	Friable	Debris Pile Throughout Ceiling Cavities in Building U	N/A	None Detected
333	Building U Ceiling Cavity	Debris Pile	Multi	Damaged	Friable	See Above	N/A	None Detected
334	Building U Ceiling Cavity	Debris Pile	Multi	Damaged	Friable	See Above	N/A	None Detected
335	Building V Mechanical Room	Vibration Damper	Gray	Good	Non-Friable	Vibration Damper Throughout Building V	N/A	None Detected
336	Building V Mechanical Room	Vibration Damper	Gray	Good	Non-Friable	See Above	N/A	None Detected
337	Building V Mechanical Room	Vibration Damper	Gray	Good	Non-Friable	See Above	N/A	None Detected
338	Building V Mechanical Room	Fire Rated Plaster	Gray	Good	Non-Friable	Fire Rated Plaster Throughout Building V	N/A	None Detected
339	Building V Mechanical Room	Fire Rated Plaster	Gray	Good	Non-Friable	See Above	N/A	None Detected
340	Building V Mechanical Room	Fire Rated Plaster	Gray	Good	Non-Friable	See Above	N/A	None Detected

-End of Report-

Bulk Asbestos Analysis

(EPA Method 40CFR, Part 763, Appendix E to Subpart E and EPA 600/R-93-116, Visual Area Estimation)
NVLAP Lab Code: 101459-1

Bainbridge Env. Consultants, Inc.
Henry Moreno
1322 Bell Ave., Suite #1N
Tustin, CA 92780

Client ID: L1946
Report Number: B314371
Date Received: 02/26/21
Date Analyzed: 03/02/21
Date Printed: 03/02/21
First Reported: 03/02/21

Job ID/Site: CCCD / Compton College / Phase 1 Demolition Survey; 1111 E. Artesia Blvd.,
California 90221

SGSFL Job ID: L1946
Total Samples Submitted: 340
Total Samples Analyzed: 340

Date(s) Collected: 02/26/2021

Sample ID	Lab Number	Asbestos Type	Percent in Layer	Asbestos Type	Percent in Layer	Asbestos Type	Percent in Layer
1	51418323						
Layer: Grey Putty		Chrysotile	Trace				
Layer: Paint			ND				
Cellulose (Trace)							
2	51418324						
Layer: Tan Putty		Chrysotile	2 %				
Layer: Paint			ND				
Cellulose (Trace)							
3	51418325						
Layer: Tan Putty		Chrysotile	2 %				
Layer: Paint			ND				
Cellulose (Trace)							
4	51418326						
Layer: Black Felt			ND				
Layer: Grey Cementitious Material			ND				
Layer: Light Grey Cementitious Material			ND				
Layer: Paint			ND				
Cellulose (Trace)							
5	51418327						
Layer: Black Felt			ND				
Layer: Grey Cementitious Material			ND				
Layer: Light Grey Cementitious Material			ND				
Layer: Paint			ND				
Cellulose (Trace)							
6	51418328						
Layer: Black Felt			ND				
Layer: Grey Cementitious Material			ND				
Layer: Light Grey Cementitious Material			ND				
Layer: Paint			ND				
Cellulose (Trace)							
7	51418329						
Layer: Grey Cementitious Material			ND				
Cellulose (Trace)							

Client Name: Bainbridge Env. Consultants, Inc.

Report Number: B314371

Date Printed: 03/02/21

Sample ID	Lab Number	Asbestos Type	Percent in Layer	Asbestos Type	Percent in Layer	Asbestos Type	Percent in Layer
8	51418330						
Layer: Black Asphalt			ND				
Layer: Grey Cementitious Material			ND				
Cellulose (Trace)							
9	51418331						
Layer: Black Asphalt			ND				
Layer: Grey Cementitious Material			ND				
Cellulose (Trace)							
10	51418332						
Layer: Grey Cementitious Material			ND				
Layer: Paint			ND				
Cellulose (Trace)							
11	51418333						
Layer: Grey Cementitious Material			ND				
Layer: Paint			ND				
Cellulose (Trace)							
12	51418334						
Layer: Grey Cementitious Material			ND				
Layer: Paint			ND				
Cellulose (Trace)							
13	51418335						
Layer: Black Woven Material w/ Layer: Yellow Mastic			ND ND				
Cellulose (80 %)							
14	51418336						
Layer: Black Woven Material w/ Layer: Yellow Mastic			ND ND				
Cellulose (80 %)							
15	51418337						
Layer: Black Woven Material w/ Layer: Yellow Mastic			ND ND				
Cellulose (80 %)							
16	51418338						
Layer: Black Asphalt			ND				
Cellulose (Trace)							
17	51418339						
Layer: Black Asphalt			ND				
Cellulose (Trace)							
18	51418340						
Layer: Black Semi-Fibrous Tar			ND				
Layer: Black Asphalt			ND				
Cellulose (Trace)							

Client Name: Bainbridge Env. Consultants, Inc.

Report Number: B314371

Date Printed: 03/02/21

Sample ID	Lab Number	Asbestos Type	Percent in Layer	Asbestos Type	Percent in Layer	Asbestos Type	Percent in Layer
19	51418341						
Layer: Black Semi-Fibrous Tar			ND				
Layer: Black Asphalt			ND				
Layer: Beige Non-Fibrous Material			ND				
Cellulose (Trace)							
20	51418342						
Layer: Black Asphalt			ND				
Cellulose (Trace)							
21	51418343						
Layer: Off-White Flooring			ND				
Cellulose (Trace)							
22	51418344						
Layer: Off-White Flooring			ND				
Layer: Grey Cementitious Material			ND				
Cellulose (Trace)							
23	51418345						
Layer: Off-White Flooring			ND				
Cellulose (Trace)							
24	51418346						
Layer: Beige Plaster			ND				
Layer: White Plaster			ND				
Layer: Paint			ND				
Layer: White Non-Fibrous Material			ND				
Layer: Paint			ND				
Cellulose (Trace)							
25	51418347						
Layer: Beige Plaster			ND				
Layer: White Plaster			ND				
Layer: Paint			ND				
Layer: White Non-Fibrous Material			ND				
Layer: Paint			ND				
Cellulose (Trace)							
26	51418348						
Layer: Beige Plaster			ND				
Layer: White Plaster			ND				
Layer: Paint			ND				
Cellulose (Trace)							
27	51418349						
Layer: Grey Cementitious Material			ND				
Layer: White Cementitious Material			ND				
Layer: Paint			ND				
Cellulose (Trace)							

Client Name: Bainbridge Env. Consultants, Inc.

Report Number: B314371

Date Printed: 03/02/21

Sample ID	Lab Number	Asbestos Type	Percent in Layer	Asbestos Type	Percent in Layer	Asbestos Type	Percent in Layer
28	51418350						
Layer: Grey Cementitious Material			ND				
Layer: White Cementitious Material			ND				
Layer: Paint			ND				
Cellulose (Trace)							
29	51418351						
Layer: Grey Cementitious Material			ND				
Layer: White Cementitious Material			ND				
Layer: Paint			ND				
Cellulose (Trace)							
30	51418352						
Layer: Paint			ND				
Layer: Beige Ceramic Tile			ND				
Layer: Grey Mortar			ND				
Layer: White Grout			ND				
Cellulose (Trace)							
31	51418353						
Layer: Beige Ceramic Tile			ND				
Layer: Grey Mortar			ND				
Cellulose (Trace)							
32	51418354						
Layer: Beige Ceramic Tile			ND				
Layer: Off-White Grout			ND				
Cellulose (Trace)							
33	51418355						
Layer: Green Ceramic Tile			ND				
Layer: Brown Ceramic Tile			ND				
Cellulose (Trace)							
34	51418356						
Layer: Green Ceramic Tile			ND				
Layer: Off-White Grout			ND				
Cellulose (Trace)							
35	51418357						
Layer: Green Ceramic Tile			ND				
Layer: Beige Ceramic Tile			ND				
Layer: Dark Green Ceramic Tile			ND				
Layer: Grey Grout			ND				
Cellulose (Trace)							
Comment: Bulk complex sample.							
36	51418358						
Layer: Tan Fibrous Material			ND				
Layer: Paint			ND				
Cellulose (95 %)							

Client Name: Bainbridge Env. Consultants, Inc.

Report Number: B314371

Date Printed: 03/02/21

Sample ID	Lab Number	Asbestos Type	Percent in Layer	Asbestos Type	Percent in Layer	Asbestos Type	Percent in Layer
37	51418359						
Layer: Tan Fibrous Material			ND				
Layer: Paint			ND				
Cellulose (95 %)							
38	51418360						
Layer: Tan Fibrous Material			ND				
Layer: Paint			ND				
Cellulose (95 %)							
39	51418361						
Layer: Tan Fibrous Material			ND				
Layer: Paint			ND				
Cellulose (95 %)							
40	51418362						
Layer: Tan Fibrous Material			ND				
Layer: Paint			ND				
Cellulose (95 %)							
41	51418363						
Layer: Tan Fibrous Material			ND				
Layer: Paint			ND				
Cellulose (95 %)							
42	51418364						
Layer: Tan Fibrous Material			ND				
Layer: Paint			ND				
Cellulose (95 %)							
43	51418365						
Layer: Tan Fibrous Material			ND				
Layer: Paint			ND				
Cellulose (95 %)							
44	51418366						
Layer: Tan Fibrous Material			ND				
Layer: Paint			ND				
Cellulose (95 %)							
45	51418367						
Layer: Brown Mastic			ND				
Layer: Tan Fibrous Material			ND				
Cellulose (15 %)							
46	51418368						
Layer: Brown Mastic			ND				
Layer: Tan Fibrous Material			ND				
Cellulose (5 %)							
47	51418369						
Layer: Brown Mastic			ND				
Layer: Tan Fibrous Material			ND				
Cellulose (5 %)							

Client Name: Bainbridge Env. Consultants, Inc.

Report Number: B314371

Date Printed: 03/02/21

Sample ID	Lab Number	Asbestos Type	Percent in Layer	Asbestos Type	Percent in Layer	Asbestos Type	Percent in Layer
48	51418370						
Layer: Brown Fibrous Material			ND				
Layer: Tan Fibrous Material with Tar			ND				
Cellulose (35 %)	Fibrous Glass (60 %)						
49	51418371						
Layer: Brown Fibrous Material			ND				
Layer: Tan Fibrous Material with Tar			ND				
Cellulose (25 %)	Fibrous Glass (70 %)						
50	51418372						
Layer: Brown Fibrous Material			ND				
Layer: Tan Fibrous Material with Tar			ND				
Cellulose (15 %)	Fibrous Glass (80 %)						
51	51418373						
Layer: Red Tile			ND				
Layer: Tan Mastic			ND				
Layer: Black Mastic			ND				
Cellulose (Trace)							
52	51418374						
Layer: Red Tile			ND				
Layer: Tan Mastic			ND				
Layer: Black Mastic			ND				
Cellulose (Trace)							
53	51418375						
Layer: Red Tile			ND				
Layer: Tan Mastic			ND				
Layer: Black Mastic			ND				
Cellulose (Trace)							
54	51418376						
Layer: Pink Tile			ND				
Layer: Tan Mastic			ND				
Layer: Black Mastic			ND				
Cellulose (Trace)							
55	51418377						
Layer: Pink Tile			ND				
Layer: Tan Mastic			ND				
Layer: Black Mastic			ND				
Layer: Grey Cementitious Material			ND				
Cellulose (Trace)							
Comment: Bulk complex sample.							
56	51418378						
Layer: Pink Tile			ND				
Layer: Tan Mastic			ND				
Layer: Black Mastic			ND				
Cellulose (Trace)							

Client Name: Bainbridge Env. Consultants, Inc.

Report Number: B314371

Date Printed: 03/02/21

Sample ID	Lab Number	Asbestos Type	Percent in Layer	Asbestos Type	Percent in Layer	Asbestos Type	Percent in Layer
57	51418379						
Layer: Grey Sheet Flooring			ND				
Layer: Tan Mastic			ND				
Layer: Beige Non-Fibrous Material			ND				
Layer: Black Mastic			ND				
Cellulose (Trace)							
Comment: Bulk complex sample.							
58	51418380						
Layer: Grey Sheet Flooring			ND				
Layer: Tan Mastic			ND				
Layer: Black Mastic			ND				
Cellulose (Trace)							
59	51418381						
Layer: Grey Sheet Flooring			ND				
Layer: Tan Mastic			ND				
Layer: Black Mastic			ND				
Cellulose (Trace)							
60	51418382						
Layer: Grey Carpet			ND				
Layer: Tan Adhesive			ND				
Layer: Tan Tile		Chrysotile	2 %				
Layer: Black Mastic			ND				
Cellulose (Trace)	Synthetic (50 %)						
Comment: Bulk complex sample.							
61	51418383						
Layer: Grey Carpet			ND				
Layer: Tan Adhesive			ND				
Layer: Black Mastic			ND				
Cellulose (Trace)	Synthetic (75 %)						
62	51418384						
Layer: Purple Carpet			ND				
Layer: Tan Mastic			ND				
Cellulose (Trace)	Synthetic (85 %)						
63	51418385						
Layer: Red-Brown Non-Fibrous Material			ND				
Layer: Beige Mastic			ND				
Cellulose (Trace)							
64	51418386						
Layer: Grey Non-Fibrous Material			ND				
Layer: Off-White Mastic			ND				
Cellulose (Trace)							

Client Name: Bainbridge Env. Consultants, Inc.

Report Number: B314371

Date Printed: 03/02/21

Sample ID	Lab Number	Asbestos Type	Percent in Layer	Asbestos Type	Percent in Layer	Asbestos Type	Percent in Layer
65	51418387						
Layer: Black Non-Fibrous Material			ND				
Layer: Beige Mastic			ND				
Cellulose (Trace)							
66	51418388						
Layer: Off-White Panel with Adhesive			ND				
Cellulose (65 %)							
67	51418389						
Layer: Off-White Panel with Adhesive			ND				
Cellulose (65 %)							
68	51418390						
Layer: Off-White Panel with Adhesive			ND				
Cellulose (65 %)							
69	51418391						
Layer: White Fibrous Material			ND				
Cellulose (Trace) Fibrous Glass (90 %)							
70	51418392						
Layer: White Fibrous Material			ND				
Cellulose (Trace) Fibrous Glass (90 %)							
71	51418393						
Layer: White Fibrous Material			ND				
Cellulose (Trace) Fibrous Glass (90 %)							
72	51418394						
Layer: Beige Plaster			ND				
Layer: White Plaster			ND				
Layer: Paint			ND				
Cellulose (Trace)							
73	51418395						
Layer: Beige Plaster			ND				
Layer: White Plaster			ND				
Layer: Paint			ND				
Cellulose (Trace)							
74	51418396						
Layer: Beige Plaster			ND				
Layer: White Plaster			ND				
Layer: Paint			ND				
Cellulose (Trace)							
75	51418397						
Layer: Red-Brown Ceramic Material			ND				
Layer: Grey Mortar			ND				
Cellulose (Trace)							

Client Name: Bainbridge Env. Consultants, Inc.

Report Number: B314371

Date Printed: 03/02/21

Sample ID	Lab Number	Asbestos Type	Percent in Layer	Asbestos Type	Percent in Layer	Asbestos Type	Percent in Layer
76	51418398						
Layer: Red-Brown Ceramic Material			ND				
Layer: Grey Mortar			ND				
Cellulose (Trace)							
77	51418399						
Layer: Red-Brown Ceramic Material			ND				
Layer: Grey Mortar			ND				
Cellulose (Trace)							
78	51418400						
Layer: Stones			ND				
Layer: Silver Paint			ND				
Layer: Black Tars			ND				
Layer: Black Felt			ND				
Cellulose (30 %)							
79	51418401						
Layer: Stones			ND				
Layer: Silver Paint			ND				
Layer: Black Tars			ND				
Layer: Black Felt			ND				
Cellulose (30 %)							
80	51418402						
Layer: Stones			ND				
Layer: Silver Paint			ND				
Layer: Black Tars			ND				
Layer: Black Felt			ND				
Cellulose (30 %)							
81	51418403						
Layer: Grey Roof Shingle			ND				
Layer: 2 Black Tars			ND				
Layer: 2 Black Felts			ND				
Cellulose (Trace)	Fibrous Glass (45 %)						
82	51418404						
Layer: Grey Roof Shingle			ND				
Layer: 2 Black Tars			ND				
Layer: 2 Black Felts			ND				
Cellulose (Trace)	Fibrous Glass (45 %)						
83	51418405						
Layer: Grey Roof Shingle			ND				
Layer: 2 Black Tars			ND				
Layer: 2 Black Felts			ND				
Layer: Wood			ND				
Cellulose (10 %)	Fibrous Glass (45 %)						

Client Name: Bainbridge Env. Consultants, Inc.

Report Number: B314371

Date Printed: 03/02/21

Sample ID	Lab Number	Asbestos Type	Percent in Layer	Asbestos Type	Percent in Layer	Asbestos Type	Percent in Layer
84	51418406						
Layer: 2 Black Tars			ND				
Layer: Black Semi-Fibrous Tar			ND				
Layer: Silver Paint			ND				
Layer: Black Semi-Fibrous Tar			ND				
Layer: Silver Paint			ND				
Cellulose (5 %)							
Comment: Bulk complex sample.							
85	51418407						
Layer: Black Semi-Fibrous Tar			ND				
Layer: Silver Paint			ND				
Layer: Black Semi-Fibrous Tar			ND				
Layer: Silver Paint			ND				
Cellulose (7 %)							
Comment: Bulk complex sample.							
86	51418408						
Layer: Black Semi-Fibrous Tar			ND				
Layer: Silver Paint			ND				
Layer: Black Semi-Fibrous Tar			ND				
Layer: Silver Paint			ND				
Cellulose (7 %)							
Comment: Bulk complex sample.							
87	51418409						
Layer: Black Semi-Fibrous Tar			ND				
Layer: Silver Paint			ND				
Cellulose (5 %)							
88	51418410						
Layer: Black Semi-Fibrous Tar			ND				
Layer: Silver Paint			ND				
Layer: Black Semi-Fibrous Tar			ND				
Layer: Silver Paint			ND				
Cellulose (7 %)							
Comment: Bulk complex sample.							
89	51418411						
Layer: Black Semi-Fibrous Tar			ND				
Layer: Silver Paint			ND				
Layer: Black Semi-Fibrous Tar			ND				
Layer: Silver Paint			ND				
Cellulose (7 %)							
Comment: Bulk complex sample.							
90	51418412						
Layer: Black Semi-Fibrous Tar			ND				
Layer: Foil and Paint			ND				
Cellulose (Trace)	Fibrous Glass (10 %)						

Client Name: Bainbridge Env. Consultants, Inc.

Report Number: B314371

Date Printed: 03/02/21

Sample ID	Lab Number	Asbestos Type	Percent in Layer	Asbestos Type	Percent in Layer	Asbestos Type	Percent in Layer
91	51418413						
Layer: Paint			ND				
Layer: Black Semi-Fibrous Tar			ND				
Layer: Foil and Paint			ND				
Cellulose (Trace)	Fibrous Glass (10 %)						
92	51418414						
Layer: Black Semi-Fibrous Tar			ND				
Layer: Foil and Paint			ND				
Cellulose (Trace)	Fibrous Glass (10 %)						
93	51418415						
Layer: Black Tar with Stones			ND				
Layer: Off-White Non-Fibrous Material			ND				
Layer: White Coating			ND				
Cellulose (Trace)	Synthetic (5 %)						
94	51418416						
Layer: Black Felts			ND				
Layer: Black Tar with Stones			ND				
Layer: Off-White Non-Fibrous Material			ND				
Layer: White Coating			ND				
Cellulose (Trace)	Fibrous Glass (20 %)	Synthetic (5 %)					
Comment: Bulk complex sample.							
95	51418417						
Layer: Black Felts			ND				
Layer: Black Tar with Stones			ND				
Layer: Off-White Non-Fibrous Material			ND				
Layer: White Coating			ND				
Cellulose (Trace)	Fibrous Glass (20 %)	Synthetic (5 %)					
Comment: Bulk complex sample.							
96	51418418						
Layer: Grey Adhesive			ND				
Layer: Foil			ND				
Layer: Beige Non-Fibrous Material			ND				
Cellulose (Trace)							
97	51418419						
Layer: Black Semi-Fibrous Tar		Chrysotile	3 %				
Cellulose (Trace)	Fibrous Glass (2 %)						
98	51418420						
Layer: Grey Adhesive			ND				
Layer: Foil			ND				
Layer: Beige Non-Fibrous Material			ND				
Cellulose (Trace)							

Client Name: Bainbridge Env. Consultants, Inc.

Report Number: B314371

Date Printed: 03/02/21

Sample ID	Lab Number	Asbestos Type	Percent in Layer	Asbestos Type	Percent in Layer	Asbestos Type	Percent in Layer
99	51418421						
Layer: Grey Semi-Fibrous Material		Chrysotile	15 %	Crocidolite	3 %		
Layer: Paint			ND				
Cellulose (Trace)							
100	51418422						
Layer: Grey Semi-Fibrous Material		Chrysotile	15 %	Crocidolite	3 %		
Layer: Paint			ND				
Cellulose (Trace)							
101	51418423						
Layer: Grey Semi-Fibrous Material		Chrysotile	15 %	Crocidolite	3 %		
Layer: Paint			ND				
Layer: Silver Paint			ND				
Cellulose (Trace)							
102	51418424						
Layer: 3 Black Tars			ND				
Layer: 3 Black Felts			ND				
Layer: Wood			ND				
Cellulose (15 %) Fibrous Glass (45 %)							
103	51418425						
Layer: 3 Black Tars			ND				
Layer: 3 Black Felts			ND				
Layer: Wood			ND				
Cellulose (15 %) Fibrous Glass (45 %)							
104	51418426						
Layer: 4 Black Tars			ND				
Layer: 4 Black Felts			ND				
Layer: Wood			ND				
Cellulose (20 %) Fibrous Glass (45 %)							
105	51418427						
Layer: Black Semi-Fibrous Material			ND				
Layer: Black Adhesive			ND				
Layer: Black Felt			ND				
Layer: White Semi-Fibrous Material			ND				
Layer: Yellow Foam			ND				
Cellulose (20 %) Synthetic (5 %)							
Comment: Bulk complex sample.							
106	51418428						
Layer: Black Semi-Fibrous Material			ND				
Layer: Black Felt			ND				
Layer: White Semi-Fibrous Material			ND				
Layer: Yellow Foam			ND				
Cellulose (20 %) Synthetic (5 %)							
Comment: Bulk complex sample.							

Client Name: Bainbridge Env. Consultants, Inc.

Report Number: B314371

Date Printed: 03/02/21

Sample ID	Lab Number	Asbestos Type	Percent in Layer	Asbestos Type	Percent in Layer	Asbestos Type	Percent in Layer
107	51418429						
Layer: Black Semi-Fibrous Material			ND				
Layer: Black Felt			ND				
Layer: White Semi-Fibrous Material			ND				
Layer: Yellow Foam			ND				
Cellulose (20 %) Synthetic (5 %)							
Comment: Bulk complex sample.							
108	51418430						
Layer: White Non-Fibrous Material			ND				
Cellulose (Trace)							
109	51418431						
Layer: White Non-Fibrous Material			ND				
Cellulose (Trace)							
110	51418432						
Layer: White Non-Fibrous Material with Debris			ND				
Cellulose (Trace)							
111	51418433						
Layer: Grey Non-Fibrous Mat'l with Metal			ND				
Cellulose (Trace)							
112	51418434						
Layer: Grey Non-Fibrous Mat'l with Metal			ND				
Cellulose (Trace)							
113	51418435						
Layer: Grey Non-Fibrous Mat'l with Metal			ND				
Cellulose (Trace)							
114	51418436						
Layer: Black Asphalt			ND				
Cellulose (Trace)							
115	51418437						
Layer: Black Asphalt			ND				
Cellulose (Trace)							
116	51418438						
Layer: Black Asphalt with Debris			ND				
Cellulose (Trace)							
117	51418439						
Layer: Wood			ND				
Layer: Fibrous Backing			ND				
Layer: Dark Beige Coating		Chrysotile	5 %				
Layer: Coating/Paints			ND				
Cellulose (20 %)							
Comment: Bulk complex sample.							

Client Name: Bainbridge Env. Consultants, Inc.

Report Number: B314371

Date Printed: 03/02/21

Sample ID	Lab Number	Asbestos Type	Percent in Layer	Asbestos Type	Percent in Layer	Asbestos Type	Percent in Layer
118	51418440						
Layer: Fibrous Backing			ND				
Layer: Grey Non-Fibrous Material			ND				
Layer: Dark Beige Coating/Paints		Chrysotile	2 %				
Cellulose (5 %)							
119	51418441						
Layer: Fibrous Backing			ND				
Layer: Dark Beige Coating		Chrysotile	5 %				
Layer: Coating/Paints			ND				
Cellulose (7 %)							
120	51418442						
Layer: Grey Cementitious Material			ND				
Layer: Yellow Non-Fibrous Mat'l with Paint			ND				
Cellulose (Trace)							
121	51418443						
Layer: Grey Cementitious Material			ND				
Layer: Yellow Non-Fibrous Mat'l with Paint			ND				
Cellulose (Trace)							
122	51418444						
Layer: Grey Cementitious Material			ND				
Layer: Paint			ND				
Cellulose (Trace)							
123	51418445						
Layer: Grey Cementitious Material			ND				
Cellulose (Trace)							
124	51418446						
Layer: Grey Cementitious Material			ND				
Cellulose (Trace)							
125	51418447						
Layer: Grey Cementitious Material			ND				
Cellulose (Trace)							
126	51418448						
Layer: Beige Sheet Flooring			ND				
Layer: Fibrous Backing			ND				
Layer: Tan Mastic			ND				
Layer: Beige Tile		Chrysotile	5 %				
Layer: Black Mastic			ND				
Layer: Wood			ND				
Cellulose (10 %)							
Comment: Bulk complex sample.							

Client Name: Bainbridge Env. Consultants, Inc.

Report Number: B314371

Date Printed: 03/02/21

Sample ID	Lab Number	Asbestos Type	Percent in Layer	Asbestos Type	Percent in Layer	Asbestos Type	Percent in Layer
127	51418449						
Layer: Beige Sheet Flooring			ND				
Layer: Fibrous Backing			ND				
Layer: Tan Mastic			ND				
Layer: Wood			ND				
Cellulose (20 %)							
Comment: Bulk complex sample.							
128	51418450						
Layer: Beige Sheet Flooring			ND				
Layer: Fibrous Backing			ND				
Layer: Dark Tan Mastic			ND				
Layer: Off-White Ceramic Tile			ND				
Layer: Grey Mastic			ND				
Cellulose (3 %)							
Comment: Bulk complex sample.							
129	51418451						
Layer: Dark Tan Mastic			ND				
Layer: Off-White Ceramic Tile			ND				
Layer: Grey Mastic			ND				
Layer: Wood			ND				
Cellulose (7 %)							
Comment: Bulk complex sample.							
130	51418452						
Layer: Dark Tan Mastic			ND				
Layer: Off-White Ceramic Tile			ND				
Layer: Grey Mastic			ND				
Layer: Wood			ND				
Cellulose (2 %)							
Comment: Bulk complex sample.							
131	51418453						
Layer: Dark Tan Mastic			ND				
Layer: Off-White Ceramic Tile			ND				
Layer: Grey Mastic			ND				
Layer: Wood			ND				
Cellulose (7 %)							
Comment: Bulk complex sample.							
132	51418454						
Layer: Beige Tile		Chrysotile	5 %				
Layer: Black Mastic			ND				
Cellulose (Trace)							
133	51418455						
Layer: Beige Tile		Chrysotile	5 %				
Layer: Black Mastic			ND				
Layer: Wood			ND				
Cellulose (15 %)							

Client Name: Bainbridge Env. Consultants, Inc.

Report Number: B314371

Date Printed: 03/02/21

Sample ID	Lab Number	Asbestos Type	Percent in Layer	Asbestos Type	Percent in Layer	Asbestos Type	Percent in Layer
134	51418456						
Layer: Beige Tile		Chrysotile	5 %				
Layer: Black Mastic			ND				
Cellulose (Trace)							
135	51418457						
Layer: Tan Mastic			ND				
Layer: Beige Tile		Chrysotile	5 %				
Layer: Black Mastic			ND				
Cellulose (Trace)	Synthetic (Trace)						
136	51418458						
Layer: Tan Mastic			ND				
Layer: Beige Tile		Chrysotile	5 %				
Layer: Black Mastic			ND				
Cellulose (Trace)	Synthetic (Trace)						
137	51418459						
Layer: Tan Mastic with Carpet			ND				
Layer: Beige Tile		Chrysotile	5 %				
Layer: Black Mastic			ND				
Cellulose (Trace)	Synthetic (3 %)						
138	51418460						
Layer: Brown Non-Fibrous Material			ND				
Layer: Tan Mastic			ND				
Layer: Paint			ND				
Layer: Off-White Wallcovering with Adhesive			ND				
Layer: Fibrous Backing			ND				
Cellulose (10 %)							
Comment: Bulk complex sample.							
139	51418461						
Layer: Black Non-Fibrous Material			ND				
Layer: Tan Mastic			ND				
Layer: Paint			ND				
Layer: Fibrous Backing			ND				
Cellulose (3 %)							
140	51418462						
Layer: Black Non-Fibrous Material			ND				
Layer: Tan Mastic			ND				
Layer: Paint			ND				
Layer: Off-White Non-Fibrous Material			ND				
Layer: Fibrous Backing			ND				
Cellulose (2 %)							
Comment: Bulk complex sample.							

Client Name: Bainbridge Env. Consultants, Inc.

Report Number: B314371

Date Printed: 03/02/21

Sample ID	Lab Number	Asbestos Type	Percent in Layer	Asbestos Type	Percent in Layer	Asbestos Type	Percent in Layer
141	51418463						
Layer: Paint			ND				
Layer: Off-White Wallcovering with Adhesive			ND				
Layer: Tan Fibrous Material			ND				
Cellulose (90 %)							
142	51418464						
Layer: Paint			ND				
Layer: Off-White Wallcovering with Adhesive			ND				
Layer: Tan Fibrous Material			ND				
Cellulose (90 %)							
143	51418465						
Layer: Paint			ND				
Layer: Off-White Wallcovering with Adhesive			ND				
Layer: Tan Fibrous Material			ND				
Cellulose (90 %)							
144	51418466						
Layer: Grey Carpet			ND				
Layer: Tan Mastic			ND				
Cellulose (Trace) Synthetic (15 %)							
145	51418467						
Layer: Grey Carpet			ND				
Layer: Tan Mastic			ND				
Cellulose (Trace) Synthetic (85 %)							
146	51418468						
Layer: Grey Carpet			ND				
Layer: Tan Mastic			ND				
Cellulose (Trace) Synthetic (85 %)							
147	51418469						
Layer: White Wood Panel with Tan Mastic			ND				
Cellulose (35 %)							
148	51418470						
Layer: White Wood Panel with Tan Mastic			ND				
Cellulose (35 %)							
149	51418471						
Layer: White Wood Panel with Tan Mastic			ND				
Cellulose (35 %)							
150	51418472						
Layer: Yellow Fibrous Material			ND				
Layer: Paint with Adhesive			ND				
Layer: Beige Fibrous Material			ND				
Layer: Paint			ND				
Cellulose (7 %) Fibrous Glass (75 %)							

Client Name: Bainbridge Env. Consultants, Inc.

Report Number: B314371

Date Printed: 03/02/21

Sample ID	Lab Number	Asbestos Type	Percent in Layer	Asbestos Type	Percent in Layer	Asbestos Type	Percent in Layer
151	51418473						
Layer: Yellow Fibrous Material			ND				
Layer: Paint with Adhesive			ND				
Layer: Beige Fibrous Material			ND				
Layer: Paint			ND				
Cellulose (7 %)	Fibrous Glass (80 %)						
152	51418474						
Layer: Yellow Fibrous Material			ND				
Layer: Paint with Adhesive			ND				
Layer: Beige Fibrous Material			ND				
Layer: Paint			ND				
Cellulose (7 %)	Fibrous Glass (80 %)						
153	51418475						
Layer: Silver Paint			ND				
Layer: 3 Black Tars			ND				
Layer: 3 Black Felts			ND				
Cellulose (35 %)	Fibrous Glass (2 %)	Synthetic (7 %)					
154	51418476						
Layer: Silver Paint			ND				
Layer: 3 Black Tars			ND				
Layer: 3 Black Felts			ND				
Cellulose (35 %)	Fibrous Glass (5 %)	Synthetic (5 %)					
155	51418477						
Layer: Silver Paint			ND				
Layer: 3 Black Tars			ND				
Layer: 3 Black Felts			ND				
Cellulose (35 %)	Fibrous Glass (5 %)	Synthetic (5 %)					
156	51418478						
Layer: White Coating			ND				
Layer: Silver Paint			ND				
Layer: Black Tars			ND				
Layer: Black Felt			ND				
Layer: Black Foam with Woven Material			ND				
Cellulose (Trace)	Fibrous Glass (2 %)	Synthetic (3 %)					
Comment: Bulk complex sample.							
157	51418479						
Layer: Silver Paint			ND				
Layer: Black Tars			ND				
Layer: Black Felt			ND				
Layer: Black Foam with Woven Material			ND				
Layer: Black Semi-Fibrous Tar		Chrysotile	5 %				
Layer: Black Woven Material			ND				
Cellulose (2 %)	Fibrous Glass (2 %)	Synthetic (3 %)					
Comment: Bulk complex sample.							

Client Name: Bainbridge Env. Consultants, Inc.

Report Number: B314371

Date Printed: 03/02/21

Sample ID	Lab Number	Asbestos Type	Percent in Layer	Asbestos Type	Percent in Layer	Asbestos Type	Percent in Layer
158	51418480						
Layer: Silver Paint			ND				
Layer: Black Tars			ND				
Layer: Black Felt			ND				
Layer: Black Non-Fibrous Material			ND				
Layer: Beige Coating			ND				
Layer: Silver Paint			ND				
Layer: Black Semi-Fibrous Tar			ND				
Cellulose (Trace)	Fibrous Glass (Trace)	Synthetic (7 %)					
Comment: Bulk complex sample.							
159	51418481						
Layer: White Coating			ND				
Layer: Silver Paint			ND				
Layer: Black Tars			ND				
Layer: 2 Black Felts			ND				
Layer: Silver Paint			ND				
Layer: Beige Coating			ND				
Layer: Black Semi-Fibrous Tar		Chrysotile	5 %				
Cellulose (Trace)	Fibrous Glass (Trace)	Synthetic (7 %)					
Comment: Bulk complex sample.							
160	51418482						
Layer: White Coating			ND				
Layer: Silver Paint			ND				
Layer: Black Tars			ND				
Layer: 2 Black Felts			ND				
Layer: Silver Paint			ND				
Layer: Beige Coating			ND				
Layer: Black Semi-Fibrous Tar		Chrysotile	5 %				
Cellulose (Trace)	Fibrous Glass (2 %)	Synthetic (10 %)					
Comment: Bulk complex sample.							
161	51418483						
Layer: White Coating			ND				
Layer: Silver Paint			ND				
Layer: Black Tars			ND				
Layer: Black Felt			ND				
Layer: Black Semi-Fibrous Tar		Chrysotile	5 %				
Cellulose (Trace)	Fibrous Glass (Trace)	Synthetic (7 %)					
Comment: Bulk complex sample.							

Client Name: Bainbridge Env. Consultants, Inc.

Report Number: B314371

Date Printed: 03/02/21

Sample ID	Lab Number	Asbestos Type	Percent in Layer	Asbestos Type	Percent in Layer	Asbestos Type	Percent in Layer
162	51418484						
Layer: White Coating			ND				
Layer: Silver Paint			ND				
Layer: Black Tars			ND				
Layer: Black Felt			ND				
Layer: Black Foam			ND				
Layer: Beige Coating			ND				
Layer: Silver Paint			ND				
Layer: Black Semi-Fibrous Tar			ND				
Cellulose (Trace)	Fibrous Glass (Trace)	Synthetic (15 %)					
Comment: Bulk complex sample.							
163	51418485						
Layer: Silver Paint			ND				
Layer: Black Tar			ND				
Layer: Black Foam			ND				
Layer: Black Semi-Fibrous Tar		Chrysotile	5 %				
Cellulose (Trace)	Fibrous Glass (Trace)						
Comment: Bulk complex sample.							
164	51418486						
Layer: White Coating			ND				
Layer: Silver Paint			ND				
Layer: Black Tar			ND				
Layer: Black Foam			ND				
Layer: Black Semi-Fibrous Tar		Chrysotile	5 %				
Cellulose (Trace)	Fibrous Glass (Trace)						
Comment: Bulk complex sample.							
165	51418487						
Layer: White/Black Semi-Fibrous Material			ND				
Layer: Off-White Non-Fibrous Material			ND				
Layer: Black Semi-Fibrous Tar			ND				
Layer: Beige Coating			ND				
Layer: Silver Paint			ND				
Cellulose (Trace)	Synthetic (5 %)						
Comment: Bulk complex sample.							
166	51418488						
Layer: White/Black Semi-Fibrous Material			ND				
Layer: Off-White Non-Fibrous Material			ND				
Layer: Beige Coating			ND				
Layer: Silver Paint			ND				
Layer: Black Tar			ND				
Cellulose (Trace)	Synthetic (5 %)						
Comment: Bulk complex sample.							

Client Name: Bainbridge Env. Consultants, Inc.

Report Number: B314371

Date Printed: 03/02/21

Sample ID	Lab Number	Asbestos Type	Percent in Layer	Asbestos Type	Percent in Layer	Asbestos Type	Percent in Layer
167	51418489						
Layer: White/Black Semi-Fibrous Material			ND				
Layer: Off-White Non-Fibrous Material			ND				
Layer: Beige Coating			ND				
Layer: Silver Paint			ND				
Layer: Black Tar			ND				
Cellulose (Trace)	Synthetic (5 %)						
Comment: Bulk complex sample.							
168	51418490						
Layer: White Coating			ND				
Layer: Silver Paint		Chrysotile	3 %				
Cellulose (Trace)							
169	51418491						
Layer: White Coating			ND				
Layer: Silver Paint		Chrysotile	3 %				
Cellulose (Trace)							
170	51418492						
Layer: White Coating			ND				
Layer: Silver Paint		Chrysotile	3 %				
Cellulose (Trace)							
171	51418493						
Layer: Grey Semi-Fibrous Material w/ Paint		Chrysotile	15 %	Crocidolite	3 %		
Cellulose (Trace)							
172	51418494						
Layer: Grey Semi-Fibrous Material w/ Paint		Chrysotile	15 %	Crocidolite	3 %		
Cellulose (Trace)							
173	51418495						
Layer: Grey Semi-Fibrous Material w/ Paint		Chrysotile	15 %	Crocidolite	3 %		
Cellulose (Trace)							
174	51418496						
Layer: Tan Putty		Chrysotile	2 %				
Layer: Paint			ND				
Cellulose (Trace)							
175	51418497						
Layer: Tan Putty		Chrysotile	2 %				
Layer: Paint			ND				
Cellulose (Trace)							
176	51418498						
Layer: Tan Putty		Chrysotile	2 %				
Layer: Paint			ND				
Cellulose (Trace)							

Client Name: Bainbridge Env. Consultants, Inc.

Report Number: B314371

Date Printed: 03/02/21

Sample ID	Lab Number	Asbestos Type	Percent in Layer	Asbestos Type	Percent in Layer	Asbestos Type	Percent in Layer
177	51418499						
Layer: Tan Semi-Fibrous Material		Chrysotile	2 %				
Layer: Grey Cementitious Material			ND				
Layer: Paint			ND				
Cellulose (Trace)							
178	51418500						
Layer: Grey Cementitious Material			ND				
Layer: Paint			ND				
Cellulose (Trace)							
179	51418501						
Layer: Grey Cementitious Material			ND				
Layer: Paint			ND				
Cellulose (Trace)							
180	51418502						
Layer: Brown Tile			ND				
Layer: Tan Mastic with Debris			ND				
Cellulose (Trace)							
181	51418503						
Layer: Light Brown Tile		Chrysotile	2 %				
Layer: Beige Non-Fibrous Material			ND				
Layer: Black Mastic			ND				
Cellulose (Trace)							
182	51418504						
Layer: Brown Tile			ND				
Layer: Tan Mastic with Debris			ND				
Layer: Black Mastic			ND				
Cellulose (Trace)							
183	51418505						
Layer: Brown Tile			ND				
Layer: Tan Mastic with Debris			ND				
Layer: Black Mastic			ND				
Cellulose (Trace)							
184	51418506						
Layer: Brown Tile			ND				
Layer: Tan Mastic with Debris			ND				
Layer: Black Mastic			ND				
Layer: Dark Brown Tile		Chrysotile	3 %				
Layer: Black Mastic			ND				
Cellulose (Trace)							
Comment: Bulk complex sample.							
185	51418507						
Layer: Dark Brown Tile		Chrysotile	3 %				
Layer: Black Mastic			ND				
Cellulose (Trace)							

Client Name: Bainbridge Env. Consultants, Inc.

Report Number: B314371

Date Printed: 03/02/21

Sample ID	Lab Number	Asbestos Type	Percent in Layer	Asbestos Type	Percent in Layer	Asbestos Type	Percent in Layer
186	51418508						
Layer: Green Tile			ND				
Layer: Tan Mastic			ND				
Layer: Black Mastic			ND				
Layer: Beige Tile Debris		Chrysotile	5 %				
Cellulose (Trace)							
Comment: Bulk complex sample.							
187	51418509						
Layer: Green Tile			ND				
Layer: Tan Mastic			ND				
Layer: Black Mastic			ND				
Cellulose (Trace)							
188	51418510						
Layer: Green Tile			ND				
Layer: Tan Mastic			ND				
Layer: Black Mastic			ND				
Cellulose (Trace)							
189	51418511						
Layer: Dark Green Tile		Chrysotile	3 %				
Layer: Black Mastic			ND				
Layer: Beige Tile Debris		Chrysotile	5 %				
Cellulose (Trace)							
190	51418512						
Layer: Dark Green Tile		Chrysotile	3 %				
Layer: Black Mastic			ND				
Cellulose (Trace)							
191	51418513						
Layer: Dark Green Tile		Chrysotile	3 %				
Layer: Black Mastic			ND				
Layer: Beige Tile Debris		Chrysotile	5 %				
Cellulose (Trace)							
192	51418514						
Layer: Beige Tile		Chrysotile	5 %				
Layer: Black Mastic			ND				
Cellulose (Trace)							
193	51418515						
Layer: Beige Tile		Chrysotile	5 %				
Layer: Black Mastic			ND				
Cellulose (Trace)							
194	51418516						
Layer: Beige Tile		Chrysotile	5 %				
Layer: Black Mastic			ND				
Cellulose (Trace)							

Client Name: Bainbridge Env. Consultants, Inc.

Report Number: B314371

Date Printed: 03/02/21

Sample ID	Lab Number	Asbestos Type	Percent in Layer	Asbestos Type	Percent in Layer	Asbestos Type	Percent in Layer
195	51418517						
Layer: Dark Red Tile		Chrysotile	5 %				
Layer: Black Mastic			ND				
Cellulose (Trace)							
196	51418518						
Layer: Dark Red Tile		Chrysotile	5 %				
Layer: Black Mastic			ND				
Cellulose (Trace)							
197	51418519						
Layer: Red Tile			ND				
Layer: Tan Mastic			ND				
Layer: Black Mastic			ND				
Cellulose (Trace)							
198	51418520						
Layer: Beige Tile			ND				
Layer: Beige Mastic			ND				
Layer: Green Tile		Chrysotile	5 %				
Layer: Black Mastic			ND				
Cellulose (Trace)							
Comment: Bulk complex sample.							
199	51418521						
Layer: Beige Tile			ND				
Layer: Beige Mastic			ND				
Cellulose (Trace)							
200	51418522						
Layer: Beige Tile			ND				
Layer: Beige Mastic			ND				
Layer: Green Tile		Chrysotile	5 %				
Layer: Black Mastic			ND				
Cellulose (Trace)							
Comment: Bulk complex sample.							
201	51418523						
Layer: Beige Tile			ND				
Layer: Beige Mastic			ND				
Layer: Green Tile		Chrysotile	5 %				
Layer: Black Mastic			ND				
Cellulose (Trace)							
Comment: Bulk complex sample.							
202	51418524						
Layer: Beige Tile			ND				
Layer: Beige Mastic			ND				
Cellulose (Trace)							

Client Name: Bainbridge Env. Consultants, Inc.

Report Number: B314371

Date Printed: 03/02/21

Sample ID	Lab Number	Asbestos Type	Percent in Layer	Asbestos Type	Percent in Layer	Asbestos Type	Percent in Layer
203	51418525						
Layer: Beige Tile			ND				
Layer: Beige Mastic			ND				
Layer: Green Tile		Chrysotile	5 %				
Layer: Black Mastic			ND				
Cellulose (Trace)							
Comment: Bulk complex sample.							
204	51418526						
Layer: Blue Panel with Adhesive			ND				
Layer: Wood			ND				
Cellulose (65 %)							
205	51418527						
Layer: Blue Panel with Adhesive			ND				
Layer: Wood			ND				
Cellulose (65 %)							
206	51418528						
Layer: Blue Panel with Adhesive			ND				
Layer: Wood			ND				
Cellulose (65 %)							
207	51418529						
Layer: Brown Fibrous Material			ND				
Layer: Tan Fibrous Material with Tar			ND				
Cellulose (3 %) Fibrous Glass (95 %)							
208	51418530						
Layer: Brown Fibrous Material			ND				
Layer: Tan Fibrous Material with Tar			ND				
Cellulose (15 %) Fibrous Glass (80 %)							
209	51418531						
Layer: Brown Fibrous Material			ND				
Layer: Tan Fibrous Material with Tar			ND				
Cellulose (Trace) Fibrous Glass (95 %)							
210	51418532						
Layer: Brown Mastic			ND				
Layer: Tan Fibrous Material			ND				
Cellulose (10 %)							
211	51418533						
Layer: Brown Mastic			ND				
Layer: Tan Fibrous Material			ND				
Cellulose (10 %)							
212	51418534						
Layer: Brown Mastic			ND				
Layer: Tan Fibrous Material			ND				
Cellulose (10 %)							

Client Name: Bainbridge Env. Consultants, Inc.

Report Number: B314371

Date Printed: 03/02/21

Sample ID	Lab Number	Asbestos Type	Percent in Layer	Asbestos Type	Percent in Layer	Asbestos Type	Percent in Layer
213	51418535						
Layer: Black Non-Fibrous Material			ND				
Layer: Beige Mastic			ND				
Layer: Paint			ND				
Layer: Drywall Backing			ND				
Cellulose (5 %)							
214	51418536						
Layer: Black Non-Fibrous Material			ND				
Layer: Beige Mastic			ND				
Layer: Paint			ND				
Layer: Tan Mastic		Chrysotile	2 %				
Layer: White Non-Fibrous Material			ND				
Cellulose (Trace)							
Comment: Bulk complex sample.							
215	51418537						
Layer: Black Non-Fibrous Material			ND				
Layer: Beige Mastic			ND				
Layer: Paint			ND				
Layer: Tan Mastic		Chrysotile	2 %				
Cellulose (Trace)							
216	51418538						
Layer: Light Beige Tile			ND				
Layer: Black/Tan Mastics			ND				
Cellulose (Trace)							
217	51418539						
Layer: Light Beige Tile			ND				
Layer: Black/Tan Mastics			ND				
Cellulose (Trace)							
218	51418540						
Layer: Light Beige Tile			ND				
Layer: Black/Tan Mastics			ND				
Cellulose (Trace)							
219	51418541						
Layer: Tan Flooring			ND				
Cellulose (Trace)							
220	51418542						
Layer: Tan Flooring			ND				
Cellulose (Trace)							
221	51418543						
Layer: Tan Flooring			ND				
Cellulose (Trace)							
222	51418544						
Layer: White Drywall			ND				
Cellulose (20 %)							

Client Name: Bainbridge Env. Consultants, Inc.

Report Number: B314371

Date Printed: 03/02/21

Sample ID	Lab Number	Asbestos Type	Percent in Layer	Asbestos Type	Percent in Layer	Asbestos Type	Percent in Layer
223	51418545						
Layer: White Drywall			ND				
Cellulose (20 %)							
224	51418546						
Layer: White Drywall			ND				
Cellulose (20 %)							
225	51418547						
Layer: Beige Plaster with Debris			ND				
Layer: White Plaster with Debris			ND				
Layer: Paint			ND				
Cellulose (Trace)							
226	51418548						
Layer: Beige Plaster with Debris			ND				
Layer: White Plaster with Debris			ND				
Layer: Paint			ND				
Cellulose (Trace)							
227	51418549						
Layer: Beige Plaster with Debris			ND				
Layer: White Plaster with Debris			ND				
Layer: Paint			ND				
Cellulose (Trace)							
228	51418550						
Layer: Tan Fibrous Material			ND				
Layer: Paint			ND				
Cellulose (95 %)							
229	51418551						
Layer: Tan Fibrous Material			ND				
Layer: Paint			ND				
Cellulose (95 %)							
230	51418552						
Layer: Tan Fibrous Material			ND				
Layer: Paint			ND				
Cellulose (95 %)							
231	51418553						
Layer: Tan Fibrous Material			ND				
Layer: Paint			ND				
Cellulose (95 %)							
232	51418554						
Layer: Tan Fibrous Material			ND				
Layer: Paint			ND				
Cellulose (95 %)							

Client Name: Bainbridge Env. Consultants, Inc.

Report Number: B314371

Date Printed: 03/02/21

Sample ID	Lab Number	Asbestos Type	Percent in Layer	Asbestos Type	Percent in Layer	Asbestos Type	Percent in Layer
233	51418555						
Layer: Tan Fibrous Material			ND				
Layer: Paint			ND				
Cellulose (90 %)							
234	51418556						
Layer: Tan Fibrous Material			ND				
Layer: Paint			ND				
Cellulose (95 %)							
235	51418557						
Layer: Tan Fibrous Material			ND				
Layer: Paint			ND				
Cellulose (90 %)							
236	51418558						
Layer: Tan Fibrous Material			ND				
Layer: Paint			ND				
Cellulose (90 %)							
237	51418559						
Layer: Tan Fibrous Material			ND				
Layer: Paint			ND				
Cellulose (90 %)							
238	51418560						
Layer: Tan Fibrous Material			ND				
Layer: Paint			ND				
Cellulose (95 %)							
239	51418561						
Layer: Tan Fibrous Material			ND				
Layer: Paint			ND				
Cellulose (95 %)							
240	51418562						
Layer: Tan Fibrous Material			ND				
Layer: Paint			ND				
Cellulose (95 %)							
241	51418563						
Layer: Tan Fibrous Material			ND				
Layer: Paint			ND				
Cellulose (95 %)							
242	51418564						
Layer: Tan Fibrous Material			ND				
Layer: Paint			ND				
Cellulose (95 %)							

Client Name: Bainbridge Env. Consultants, Inc.

Report Number: B314371

Date Printed: 03/02/21

Sample ID	Lab Number	Asbestos Type	Percent in Layer	Asbestos Type	Percent in Layer	Asbestos Type	Percent in Layer
243	51418565						
Layer: Black Felt			ND				
Layer: Grey Cementitious Materials			ND				
Layer: Paint			ND				
Cellulose (7 %)							
244	51418566						
Layer: Black Felt			ND				
Layer: Grey Cementitious Material			ND				
Layer: Paint/Coating			ND				
Cellulose (7 %)							
245	51418567						
Layer: Black Felt			ND				
Layer: Grey Cementitious Material			ND				
Layer: Paint/Coating			ND				
Cellulose (7 %)							
246	51418568						
Layer: Red-Brown Ceramic Material			ND				
Layer: Grey Mortar			ND				
Cellulose (Trace)							
247	51418569						
Layer: Red-Brown Ceramic Material			ND				
Layer: Grey Mortar			ND				
Cellulose (Trace)							
248	51418570						
Layer: Red-Brown Ceramic Material			ND				
Layer: Grey Mortar			ND				
Cellulose (Trace)							
249	51418571						
Layer: Grey Cementitious Material			ND				
Cellulose (Trace)							
250	51418572						
Layer: Grey Cementitious Material			ND				
Cellulose (Trace)							
251	51418573						
Layer: Grey Cementitious Material			ND				
Cellulose (Trace)							
252	51418574						
Layer: Black Asphalt			ND				
Cellulose (Trace)							
253	51418575						
Layer: Black Asphalt			ND				
Cellulose (Trace)							

Client Name: Bainbridge Env. Consultants, Inc.

Report Number: B314371

Date Printed: 03/02/21

Sample ID	Lab Number	Asbestos Type	Percent in Layer	Asbestos Type	Percent in Layer	Asbestos Type	Percent in Layer
254	51418576						
Layer: Black Asphalt			ND				
Cellulose (Trace)							
255	51418577						
Layer: Black Asphalt			ND				
Cellulose (Trace)							
256	51418578						
Layer: Black Asphalt			ND				
Cellulose (Trace)							
257	51418579						
Layer: Grey/Tan Roof Shingle			ND				
Layer: 3 Black Tars			ND				
Layer: 3 Black Felts			ND				
Layer: Black Semi-Fibrous Tar w/ Silver Paint			ND				
Cellulose (20 %) Fibrous Glass (30 %)							
Comment: Bulk complex sample.							
258	51418580						
Layer: Black Tar and Stones			ND				
Layer: Multi-Layer Black Tars			ND				
Layer: Multi-Layer Black Felts			ND				
Layer: Black Tar with Silver Paint			ND				
Cellulose (20 %) Fibrous Glass (30 %)							
Comment: Bulk complex sample.							
259	51418581						
Layer: Grey/Tan Roof Shingles			ND				
Layer: 2 Black Tars			ND				
Layer: 2 Black Felts			ND				
Layer: Black Semi-Fibrous Tar w/ Silver Paint			ND				
Cellulose (40 %) Fibrous Glass (15 %)							
Comment: Bulk complex sample.							
260	51418582						
Layer: Silver Paint			ND				
Layer: Black Semi-Fibrous Tar			ND				
Layer: Black Semi-Fibrous Tar		Chrysotile	2 %				
Cellulose (2 %) Fibrous Glass (5 %)							
261	51418583						
Layer: Silver Paint			ND				
Layer: Black Semi-Fibrous Tar			ND				
Layer: Black Semi-Fibrous Tar		Chrysotile	2 %				
Cellulose (2 %) Fibrous Glass (5 %)							

Client Name: Bainbridge Env. Consultants, Inc.

Report Number: B314371

Date Printed: 03/02/21

Sample ID	Lab Number	Asbestos Type	Percent in Layer	Asbestos Type	Percent in Layer	Asbestos Type	Percent in Layer
262	51418584						
Layer: Silver Paint			ND				
Layer: Black Semi-Fibrous Tar			ND				
Layer: Black Semi-Fibrous Tar		Chrysotile	2 %				
Cellulose (2 %)	Fibrous Glass (5 %)						
263	51418585						
Layer: Black Semi-Fibrous Tar			ND				
Layer: Black Semi-Fibrous Tar with Stones		Chrysotile	2 %				
Cellulose (7 %)							
264	51418586						
Layer: Black Semi-Fibrous Tar			ND				
Layer: Black Semi-Fibrous Tar with Stones		Chrysotile	2 %				
Cellulose (7 %)							
265	51418587						
Layer: Silver Paint			ND				
Layer: Black Semi-Fibrous Tar			ND				
Layer: Black Semi-Fibrous Tar with Stones		Chrysotile	2 %				
Cellulose (2 %)	Fibrous Glass (5 %)						
266	51418588						
Layer: Silver Paint			ND				
Layer: Black Semi-Fibrous Tar		Chrysotile	2 %				
Cellulose (Trace)	Fibrous Glass (3 %)						
267	51418589						
Layer: Silver Paint			ND				
Layer: Black Semi-Fibrous Tar		Chrysotile	2 %				
Cellulose (Trace)	Fibrous Glass (3 %)						
268	51418590						
Layer: Silver Paint			ND				
Layer: Black Semi-Fibrous Tar		Chrysotile	2 %				
Cellulose (Trace)	Fibrous Glass (3 %)						
269	51418591						
Layer: Grey Semi-Fibrous Material		Chrysotile	15 %	Crocidolite	3 %		
Layer: Silver Paint			ND				
Cellulose (Trace)							
270	51418592						
Layer: Grey Semi-Fibrous Material		Chrysotile	15 %	Crocidolite	3 %		
Layer: Silver Paint			ND				
Cellulose (Trace)							
271	51418593						
Layer: Grey Semi-Fibrous Material		Chrysotile	15 %	Crocidolite	3 %		
Layer: Silver Paint			ND				
Cellulose (Trace)							

Client Name: Bainbridge Env. Consultants, Inc.

Report Number: B314371

Date Printed: 03/02/21

Sample ID	Lab Number	Asbestos Type	Percent in Layer	Asbestos Type	Percent in Layer	Asbestos Type	Percent in Layer
272	51418594						
Layer: Grey Plaster			ND				
Layer: White Plaster			ND				
Layer: Paint			ND				
Cellulose (Trace)							
273	51418595						
Layer: Grey Plaster			ND				
Layer: White Plaster			ND				
Layer: Paint			ND				
Cellulose (Trace)							
274	51418596						
Layer: Grey Plaster			ND				
Layer: White Plaster			ND				
Layer: Paint			ND				
Cellulose (Trace)							
275	51418597						
Layer: Black Tile			ND				
Layer: Tan Mastic			ND				
Cellulose (Trace)							
276	51418598						
Layer: Black Tile			ND				
Layer: Tan Mastic			ND				
Cellulose (Trace)							
277	51418599						
Layer: Black Tile			ND				
Layer: Tan Mastic			ND				
Cellulose (Trace)							
278	51418600						
Layer: Beige Tile			ND				
Layer: Tan Mastic			ND				
Cellulose (2 %)							
279	51418601						
Layer: Beige Tile			ND				
Layer: Tan Mastic			ND				
Cellulose (2 %)							
280	51418602						
Layer: Beige Tile			ND				
Layer: Tan Mastic			ND				
Cellulose (2 %)							

Client Name: Bainbridge Env. Consultants, Inc.

Report Number: B314371

Date Printed: 03/02/21

Sample ID	Lab Number	Asbestos Type	Percent in Layer	Asbestos Type	Percent in Layer	Asbestos Type	Percent in Layer
281	51418603						
Layer: Black Non-Fibrous Material			ND				
Layer: Tan Mastic			ND				
Layer: Paint			ND				
Layer: Brown Mastic			ND				
Cellulose (Trace)							
282	51418604						
Layer: Black Non-Fibrous Material			ND				
Layer: Tan Mastic			ND				
Layer: Paint			ND				
Layer: Brown Mastic			ND				
Cellulose (Trace)							
283	51418605						
Layer: Black Non-Fibrous Material			ND				
Layer: Tan Mastic			ND				
Layer: Paint			ND				
Layer: Brown Mastic			ND				
Cellulose (Trace)							
284	51418606						
Layer: Tan Fibrous Material with Foil			ND				
Cellulose (70 %)							
285	51418607						
Layer: Tan Fibrous Material with Foil			ND				
Cellulose (70 %)							
286	51418608						
Layer: Tan Fibrous Material with Foil			ND				
Cellulose (70 %)							
287	51418609						
Layer: Grey Cementitious Material			ND				
Layer: White Cementitious Material		Chrysotile	Trace				
Layer: Paint			ND				
Cellulose (Trace)							
288	51418610						
Layer: Grey Cementitious Material			ND				
Layer: White Cementitious Material		Chrysotile	Trace				
Layer: Paint			ND				
Cellulose (Trace)							
289	51418611						
Layer: Grey Cementitious Material			ND				
Layer: White Cementitious Material		Chrysotile	Trace				
Layer: Paint			ND				
Cellulose (Trace)							

Client Name: Bainbridge Env. Consultants, Inc.

Report Number: B314371

Date Printed: 03/02/21

Sample ID	Lab Number	Asbestos Type	Percent in Layer	Asbestos Type	Percent in Layer	Asbestos Type	Percent in Layer
290	51418612						
Layer: Black Asphalt			ND				
Cellulose (Trace)							
291	51418613						
Layer: Black Asphalt			ND				
Cellulose (Trace)							
292	51418614						
Layer: Black Asphalt			ND				
Cellulose (Trace)							
293	51418615						
Layer: Grey Cementitious Material			ND				
Layer: Paint			ND				
Cellulose (Trace)							
294	51418616						
Layer: Grey Cementitious Material			ND				
Layer: Paint			ND				
Cellulose (Trace)							
295	51418617						
Layer: Grey Cementitious Material			ND				
Layer: Paint			ND				
Cellulose (Trace)							
296	51418618						
Layer: Paint			ND				
Layer: Brown Mastic		Anthophyllite	Trace				
Layer: Paint			ND				
Layer: Brown Mastic		Anthophyllite	Trace				
Layer: Paint			ND				
Cellulose (Trace)							
297	51418619						
Layer: Off-White Non-Fibrous Mat'l with Paint			ND				
Layer: Brown Mastic		Anthophyllite	Trace				
Layer: Paint			ND				
Cellulose (Trace)							
298	51418620						
Layer: Paint			ND				
Layer: Brown Mastic		Anthophyllite	Trace				
Layer: Paint			ND				
Layer: Brown Mastic		Anthophyllite	Trace				
Layer: Paint			ND				
Cellulose (Trace)							
299	51418621						
Layer: Black Non-Fibrous Material			ND				
Cellulose (Trace)							

Client Name: Bainbridge Env. Consultants, Inc.

Report Number: B314371

Date Printed: 03/02/21

Sample ID	Lab Number	Asbestos Type	Percent in Layer	Asbestos Type	Percent in Layer	Asbestos Type	Percent in Layer
300	51418622						
Layer: Black Non-Fibrous Material			ND				
Cellulose (Trace)							
301	51418623						
Layer: Black Non-Fibrous Material			ND				
Cellulose (Trace)							
302	51418624						
Layer: White Drywall			ND				
Cellulose (15 %)							
303	51418625						
Layer: White Drywall			ND				
Cellulose (20 %)							
304	51418626						
Layer: White Drywall			ND				
Cellulose (20 %)							
305	51418627						
Layer: Black Ceramic Tile			ND				
Layer: White Ceramic Tile			ND				
Layer: Blue Ceramic Tile			ND				
Layer: Grey Grout			ND				
Cellulose (Trace)							
Comment: Bulk complex sample.							
306	51418628						
Layer: Black Ceramic Tile			ND				
Layer: White Ceramic Tile			ND				
Layer: Blue Ceramic Tile			ND				
Layer: Grey Grout			ND				
Cellulose (Trace)							
Comment: Bulk complex sample.							
307	51418629						
Layer: Black Ceramic Tile			ND				
Layer: White Ceramic Tile			ND				
Layer: Beige Mastic			ND				
Layer: Blue Ceramic Tile			ND				
Layer: Grey Grout			ND				
Layer: Grey Mortar			ND				
Layer: Black Felt			ND				
Cellulose (Trace)							
Comment: Bulk complex sample.							
308	51418630						
Layer: Blue Green Ceramic Tile			ND				
Layer: White Mortar			ND				
Cellulose (Trace)							

Client Name: Bainbridge Env. Consultants, Inc.

Report Number: B314371

Date Printed: 03/02/21

Sample ID	Lab Number	Asbestos Type	Percent in Layer	Asbestos Type	Percent in Layer	Asbestos Type	Percent in Layer
309	51418631						
Layer: Blue Green Ceramic Tile			ND				
Layer: White Mortar			ND				
Cellulose (Trace)							
310	51418632						
Layer: Blue Green Ceramic Tile			ND				
Layer: White Mortar			ND				
Cellulose (Trace)							
311	51418633						
Layer: Red-Brown Ceramic Material			ND				
Layer: Red-Brown Cementitious Material			ND				
Cellulose (Trace)							
312	51418634						
Layer: Off-White Non-Fibrous Material			ND				
Layer: Red-Brown Ceramic Material			ND				
Layer: Red-Brown Cementitious Material			ND				
Layer: Grey Cementitious Material			ND				
Cellulose (Trace)							
Comment: Bulk complex sample.							
313	51418635						
Layer: Red-Brown Ceramic Material			ND				
Layer: Red-Brown Cementitious Material			ND				
Layer: Grey Cementitious Material			ND				
Cellulose (Trace)							
314	51418636						
Layer: Grey Non-Fibrous Material			ND				
Layer: Yellow Non-Fibrous Material			ND				
Cellulose (Trace)							
315	51418637						
Layer: Grey Non-Fibrous Material			ND				
Cellulose (Trace)							
316	51418638						
Layer: Grey Non-Fibrous Material			ND				
Cellulose (Trace)							
317	51418639						
Layer: Grey Cementitious Material			ND				
Cellulose (Trace)							
318	51418640						
Layer: Grey Cementitious Material			ND				
Cellulose (Trace)							
319	51418641						
Layer: Grey Cementitious Material			ND				
Cellulose (Trace)							

Client Name: Bainbridge Env. Consultants, Inc.

Report Number: B314371

Date Printed: 03/02/21

Sample ID	Lab Number	Asbestos Type	Percent in Layer	Asbestos Type	Percent in Layer	Asbestos Type	Percent in Layer
320	51418642						
Layer: Light Red Cementitious Material		Chrysotile	Trace				
Layer: Grey Cementitious Material			ND				
Cellulose (Trace)							
Comment: This comment applies to the Light Red Cementitious Material only: Insufficient material for additional analyses.							
321	51418643						
Layer: Red Cementitious Material		Chrysotile	Trace				
Layer: Grey Cementitious Material			ND				
Cellulose (Trace)							
322	51418644						
Layer: Green Cementitious Material		Chrysotile	Trace				
Layer: Grey Cementitious Material			ND				
Cellulose (Trace)							
Comment: This comment only applies to the Green Cementitious Material only: Insufficient material for additional analyses.							
323	51418645						
Layer: Light Grey Cementitious Material			ND				
Cellulose (Trace)							
324	51418646						
Layer: Light Grey Cementitious Material			ND				
Cellulose (Trace)							
325	51418647						
Layer: Light Grey Cementitious Material			ND				
Cellulose (Trace)							
326	51418648						
Layer: Dark Red Cementitious Material			ND				
Layer: Paint			ND				
Cellulose (Trace)							
327	51418649						
Layer: Dark Red Cementitious Material			ND				
Layer: Paint			ND				
Cellulose (Trace)							
328	51418650						
Layer: Grey Cementitious Material			ND				
Layer: Paint			ND				
Cellulose (Trace)							
329	51418651						
Layer: White Plaster			ND				
Layer: Grey Cementitious Material			ND				
Cellulose (Trace)							
330	51418652						
Layer: White Plaster			ND				
Layer: Grey Cementitious Material			ND				
Cellulose (Trace)							

Client Name: Bainbridge Env. Consultants, Inc.

Report Number: B314371

Date Printed: 03/02/21

Sample ID	Lab Number	Asbestos Type	Percent in Layer	Asbestos Type	Percent in Layer	Asbestos Type	Percent in Layer
331	51418653						
Layer: White Plaster			ND				
Layer: Grey Cementitious Material			ND				
Cellulose (Trace)							
332	51418654						
Layer: White Cementitious Material			ND				
Layer: Grey Cementitious Material			ND				
Layer: Fibrous Backing			ND				
Layer: Grey Fibrous Material			ND				
Cellulose (10 %) Fibrous Glass (15 %)							
Comment: Bulk complex sample.							
333	51418655						
Layer: White Cementitious Material			ND				
Layer: Grey Cementitious Material			ND				
Layer: Fibrous Backing			ND				
Layer: Grey Fibrous Material			ND				
Cellulose (2 %) Fibrous Glass (15 %)							
Comment: Bulk complex sample.							
334	51418656						
Layer: White Cementitious Material			ND				
Layer: Grey Cementitious Material			ND				
Layer: Fibrous Backing			ND				
Layer: Grey Fibrous Material			ND				
Cellulose (10 %) Fibrous Glass (15 %)							
Comment: Bulk complex sample.							
335	51418657						
Layer: Off-White Woven Material with Debris			ND				
Cellulose (Trace) Fibrous Glass (85 %)							
336	51418658						
Layer: Off-White Woven Material with Debris			ND				
Cellulose (Trace) Fibrous Glass (85 %)							
337	51418659						
Layer: Off-White Woven Material with Debris			ND				
Cellulose (Trace) Fibrous Glass (85 %)							
338	51418660						
Layer: Light Grey Plaster			ND				
Layer: White Plaster			ND				
Layer: Paint			ND				
Cellulose (Trace)							
339	51418661						
Layer: Light Grey Plaster			ND				
Layer: White Plaster			ND				
Layer: Paint			ND				
Cellulose (Trace)							

Client Name: Bainbridge Env. Consultants, Inc.

Report Number: B314371

Date Printed: 03/02/21

Sample ID	Lab Number	Asbestos Type	Percent in Layer	Asbestos Type	Percent in Layer	Asbestos Type	Percent in Layer
340	51418662						
Layer: Light Grey Plaster			ND				
Layer: White Plaster			ND				
Layer: Paint			ND				
Cellulose (Trace)							



Tiffani Ludd, Laboratory Supervisor, Carson Laboratory

Note: Limit of Quantification ('LOQ') = 1%. 'Trace' denotes the presence of asbestos below the LOQ. 'ND' = 'None Detected'.

Analytical results and reports are generated by SGS Forensic Laboratories (SGSFL) at the request of and for the exclusive use of the person or entity (client) named on such report. Results, reports or copies of same will not be released by SGSFL to any third party without prior written request from client. This report applies only to the sample(s) tested. Supporting laboratory documentation is available upon request. This report must not be reproduced except in full, unless approved by SGSFL. The client is solely responsible for the use and interpretation of test results and reports requested from SGSFL. SGSFL is not able to assess the degree of hazard resulting from materials analyzed. SGS Forensic Laboratories reserves the right to dispose of all samples after a period of thirty (30) days, according to all state and federal guidelines, unless otherwise specified. All samples were received in acceptable condition unless otherwise noted.



Client Name & Address: Bainbridge Environmental Consultants, Inc. 1322 Bell Avenue, Suite 1N Tustin, California 92780		Client No.:	PO / Job#:	Date: 2/26/2021
Contact: Gage Thompson		Phone: 714-247-0024	Turn Around Time: Same Day / 1Day / <input checked="" type="checkbox"/> 2Day / 3Day / 4Day / 5Day	
E-mail: gthompson@bainbridge-env.com		<input type="checkbox"/> PCM: <input type="checkbox"/> NIOSH 7400A / <input type="checkbox"/> NIOSH 7400B <input type="checkbox"/> Rotometer <input checked="" type="checkbox"/> PLM: <input checked="" type="checkbox"/> Standard / <input type="checkbox"/> Point Count 400-1000 / <input type="checkbox"/> CARB 435		
Site Name: See Comments Below		<input type="checkbox"/> TEM Air: <input type="checkbox"/> AHERA / <input type="checkbox"/> Yamate2 / <input type="checkbox"/> NIOSH 7402 <input type="checkbox"/> TEM Bulk: <input type="checkbox"/> Quantitative / <input type="checkbox"/> Qualitative / <input type="checkbox"/> Chatfield <input type="checkbox"/> TEM Water: <input type="checkbox"/> Potable / <input type="checkbox"/> Non-Potable / <input type="checkbox"/> Weight % <input type="checkbox"/> TEM Microvac: <input type="checkbox"/> Qual / <input type="checkbox"/> D5755(str/area) / <input type="checkbox"/> D5756(str/mass)		
Site Location: 1111 E. Artesia Blvd., California 90221		<input type="checkbox"/> IAQ Particle Identification (PLM LAB) <input type="checkbox"/> PLM Opaques/Soot <input type="checkbox"/> Particle Identification (TEM LAB) <input type="checkbox"/> Special Project <input type="checkbox"/> Metals Analysis Matrix: Method: Analytes:		
Comments: Project Name: CCCD / Compton College / Phase 1 Demolition Survey				<input type="checkbox"/> Silica in Air <input type="checkbox"/> w/Gravimetry <input type="checkbox"/> Quartz Only

Sample ID	Date / Time	Sample Location / Description	FOR AIR SAMPLES ONLY				Sample Area / Air Volume
			Type	Time On/Off	Avg LPM	Total Time	
		SEE ATTACHED	A P C				
			A P C				
			A P C				
			A P C				
			A P C				
			A P C				
			A P C				
			A P C				
			A P C				
			A P C				

Sampled By: Gage Thompson		Date/Time: 2/26/2021	Shipped Via: <input type="checkbox"/> Fed Ex <input type="checkbox"/> UPS <input type="checkbox"/> US Mail <input type="checkbox"/> Courier <input type="checkbox"/> Drop Off <input type="checkbox"/> Other:	
Relinquished By: Sebastian Moreno		Relinquished By:		Relinquished By:
Date / Time: 2/26/2021 @		Date / Time:		Date / Time:
Received By: <i>CEL ML5</i>		Received By:		Received By:
Date / Time: 2-26-21 2:55pm DO		Date / Time:		Date / Time:
Condition Acceptable? <input checked="" type="checkbox"/> Yes <input type="checkbox"/> No		Condition Acceptable? <input type="checkbox"/> Yes <input type="checkbox"/> No		Condition Acceptable? <input type="checkbox"/> Yes <input type="checkbox"/> No

APPENDIX B

LEAD-BASED PAINT FIELD DATA AND ANALYTICAL RESULTS

XRF Lead-Based Paint Sampling Log

Client: Compton Community College District
Compton College – Phase 1 Demolition Project
 Site: of Buildings M4, U, V, Z & Pool at the PE Complex
 Address: 1111 East Artesia Blvd
Compton, California 90221

Client Project #: N/A
 Bainbridge Project #: 21028200.10
 Inspector/Sampler: Gage Thompson
 Date Sampled: February 25, 2021



XL No	Side	Building	Room	Source	Substrate	Color	Results	Positive	Approx. Quantity
							mg/cm ²	Negative	
1	N/A	N/A	Calibration	Calibration	Calibration	Green	1.0	Positive	Time: 9:06AM
2	N/A	N/A	Calibration	Calibration	Calibration	Green	1.0	Positive	Time: 9:06AM
3	N/A	N/A	Calibration	Calibration	Calibration	Green	1.0	Positive	Time: 9:06AM
4	A	Building V	Exterior	Exterior Wall	Plaster	Blue	0.1	Negative	N/A
5	C	Building V	Exterior	Exterior Wall	Plaster	Blue	0.1	Negative	N/A
6	B	Building V	Exterior	Exterior Wall	Plaster	White	0.0	Negative	N/A
7	D	Building V	Exterior	Exterior Wall	Plaster	White	0.0	Negative	N/A
8	B	Building V	Exterior	Door	Metal	Blue	0.2	Negative	N/A
9	B	Building V	Exterior	Door Frame	Wood	Blue	0.2	Negative	N/A
10	B	Building V	Exterior	Window Frame	Wood	Blue	0.2	Negative	N/A
11	B	Building V	Exterior	Window Sash	Metal	Blue	0.3	Negative	N/A
12	B	Building V	Exterior	Window Guard	Metal	Blue	-0.2	Negative	N/A
13	B	Building V	Exterior	Door	Wood	Blue	0.3	Negative	N/A
14	D	Building V	Exterior	Door Frame	Wood	Blue	0.2	Negative	N/A

XRF Lead-Based Paint Sampling Log

Compton College – Phase 1 Demolition Project of Buildings M4, U, V, Z & Pool at the PE Complex
1111 East Artesia Boulevard, Compton, California 90221



XL No	Side	Building	Room	Source	Substrate	Color	Results	Positive	Approx. Quantity
							mg/cm ²	Negative	
15	B	Building V	Exterior	Painted Electrical Conduit	Metal	White	0.1	Negative	N/A
16	B	Building V	Exterior	Gutter Downspout	Metal	White	0.2	Negative	N/A
17	B	Building V	Exterior	Gutter Downspout	Metal	Blue	0.2	Negative	N/A
18	D	Building V	Exterior	Overhang	Plaster	Blue	0.1	Negative	N/A
19	D	Building V	Classroom V-70	Interior Wall	Plaster	Blue	0.1	Negative	N/A
20	C	Building V	Room A	Interior Wall	Plaster	White	0.0	Negative	N/A
21	B	Building V	Room E	Interior Wall	Plaster	White	0.3	Negative	N/A
22	A	Building V	Hallway	Interior Wall	Plaster	White	0.1	Negative	N/A
23	A	Building V	Hallway	Interior Wall	Wood	White	0.1	Negative	N/A
24	C	Building V	Room A	Interior Wall	Wood	White	0.1	Negative	N/A
25	B	Building V	Room E	Door	Metal	Blue	0.1	Negative	N/A
26	B	Building V	Room E	Door Frame	Wood	Blue	0.2	Negative	N/A
27	B	Building V	Room B	Door	Wood	Varnish	0.0	Negative	N/A
28	A	Building V	Hallway	Door Frame	Wood	Varnish	0.0	Negative	N/A
29	A	Building V	Room E	Painted Built-in Cabinetry	Wood	Blue	0.1	Negative	N/A
30	A	Building V	Room E	Floor	Concrete	Blue	0.2	Negative	N/A
31	D	Building V	Room E	Painted Rafters	Wood	White	0.3	Negative	N/A

XRF Lead-Based Paint Sampling Log

Compton College – Phase 1 Demolition Project of Buildings M4, U, V, Z & Pool at the PE Complex
1111 East Artesia Boulevard, Compton, California 90221



XL No	Side	Building	Room	Source	Substrate	Color	Results	Positive	Approx. Quantity
							mg/cm ²	Negative	
32	D	Building V	Room E	Window Sash	Metal	White	0.3	Negative	N/A
33	B	Building V	Room B	Window Frame	Metal	White	0.3	Negative	N/A
34	C	Building V	Classroom V-70	Interior Wall	Wood	Varnish	0.0	Negative	N/A
35	C	Building V	Classroom V-70	Painted Lighting Mount Fixture	Metal	White	0.1	Negative	N/A
36	C	Building V	Classroom V-70	Painted Wood	Wood	White	0.1	Negative	N/A
37	D	Building V	Hallway	Ceiling	Plaster	White	0.2	Negative	N/A
38	D	Building V	Men's Restroom	Painted Privacy Stalls	Metal	Beige	0.2	Negative	N/A
39	D	Building V	Women's Restroom	Painted Privacy Stall Door	Wood	White	0.0	Negative	N/A
40	C	Building V	Men's Restroom	Terrazzo	Concrete	Multi	0.4	Negative	N/A
41	B	Building V	Men's Restroom	Door Frame	Wood	Beige	0.2	Negative	N/A
42	B	Building V	Men's Restroom	Door	Wood	Beige	0.0	Negative	N/A
43	D	Building V	Women's Restroom	Door	Metal	Beige	0.0	Negative	N/A
44	C	Building V	Room A	Painted Ceiling Tiles	Wood	White	0.0	Negative	N/A
45	C	Building V	Room E	Painted Ceiling Tiles	Wood	White	0.0	Negative	N/A
46	B	Building V	Hallway	Painted Ceiling Tiles	Wood	White	0.0	Negative	N/A
47	D	Building V	Exterior	Painted Fire Extinguisher Cabinet Door	Metal	Blue	0.3	Negative	N/A
48	D	Building V	Exterior	Painted Electrical Panel Door	Metal	Blue	0.2	Negative	N/A

XRF Lead-Based Paint Sampling Log

Compton College – Phase 1 Demolition Project of Buildings M4, U, V, Z & Pool at the PE Complex
1111 East Artesia Boulevard, Compton, California 90221



XL No	Side	Building	Room	Source	Substrate	Color	Results	Positive	Approx. Quantity
							mg/cm ²	Negative	
49	A	Building U	Exterior	Exterior Wall	Plaster	Blue	0.1	Negative	N/A
50	B	Building U	Exterior	Exterior Wall	Plaster	Blue	0.1	Negative	N/A
51	C	Building U	Exterior	Exterior Wall	Plaster	Blue	0.2	Negative	N/A
52	D	Building U	Exterior	Exterior Wall	Plaster	Blue	0.1	Negative	N/A
53	B	Building U	Exterior	Door	Wood	Blue	0.1	Negative	N/A
54	B	Building U	Exterior	Door Frame	Wood	Blue	-0.1	Negative	N/A
55	B	Building U	Exterior	Window Sash	Wood	Blue	0.4	Negative	N/A
56	B	Building U	Exterior	Window Frame	Wood	Blue	0.0	Negative	N/A
57	B	Building U	Exterior	Window Frame	Metal	Blue	0.1	Negative	N/A
58	B	Building U	Exterior	Wall	Plaster	White	0.0	Negative	N/A
59	B	Building U	Exterior	Gutter Downspout	Metal	Blue	0.1	Negative	N/A
60	A	Building U	Exterior	Fencing	Metal	White	0.4	Negative	N/A
61	D	Building U	Exterior	Window Frame	Metal	Blue	0.0	Negative	N/A
62	D	Building U	Exterior	Floor Striping	Concrete	Yellow	0.3	Negative	N/A
63	C	Building U	Exterior	Northside Door	Metal	Blue	0.1	Negative	N/A
64	C	Building U	Exterior	Electrical Conduit	Metal	Blue	0.5	Negative	N/A
65	C	Building U	Exterior	Electrical Conduit	Metal	White	-0.2	Negative	N/A

XRF Lead-Based Paint Sampling Log

Compton College – Phase 1 Demolition Project of Buildings M4, U, V, Z & Pool at the PE Complex
1111 East Artesia Boulevard, Compton, California 90221



XL No	Side	Building	Room	Source	Substrate	Color	Results	Positive	Approx. Quantity
							mg/cm ²	Negative	
66	C	Building U	Exterior	Support Column	Metal	Blue	0.6	Negative	N/A
67	B	Building U	Exterior	Louver	Metal	White	0.1	Negative	N/A
68	B	Building U	Exterior	Door Louver	Metal	Blue	0.1	Negative	N/A
69	D	Building U	Main Office (Room 4)	Wall	Plaster	White	0.2	Negative	N/A
70	B	Building U	Room 7	Wall	Plaster	White	-0.1	Negative	N/A
71	A	Building U	Room 8	Wall	Plaster	White	0.2	Negative	N/A
72	C	Building U	Room 5	Wall	Plaster	White	-0.1	Negative	N/A
73	D	Building U	Main Office (Room 4)	Door Frame	Wood	Gray	0.0	Negative	N/A
74	D	Building U	Main Office (Room 4)	Door	Wood	Gray	0.0	Negative	N/A
75	D	Building U	Hallway	Door	Wood	Gray	-0.1	Negative	N/A
76	C	Building U	Hallway	Interior Office Framing	Wood	White	0.4	Negative	N/A
77	C	Building U	Office 7	Window Sash	Metal	White	0.6	Negative	N/A
78	C	Building U	Office 7	Window Frame	Metal	White	0.8	Positive	800 Sq. ft.
79	B	Building U	Office 8	Ceiling	Plaster	White	0.1	Negative	N/A
80	D	Building U	Office	Wall	Wood	White	0.2	Negative	N/A
81	D	Building U	Room 15	Terrazzo Floor Finish	Concrete	Multi	0.3	Negative	N/A
82	d	Building U	Office 13	Concrete Platform	Concrete	Gray	0.3	Negative	N/A
83	D	Building U	Main Office (Room 4)	Fire-extinguisher Cabinet	Metal	White	0.2	Negative	N/A

XRF Lead-Based Paint Sampling Log

Compton College – Phase 1 Demolition Project of Buildings M4, U, V, Z & Pool at the PE Complex
1111 East Artesia Boulevard, Compton, California 90221



XL No	Side	Building	Room	Source	Substrate	Color	Results	Positive	Approx. Quantity
							mg/cm ²	Negative	
84	A	Building U	Room 13 Restroom	Pipe Chase Door	Wood	Beige	0.1	Negative	N/A
85	B	Building U	Room 13	Built-in Cabinet	Wood	Blue	0.1	Negative	N/A
86	B	Building U	Women's Shower Room	Shower Trim	Concrete	Tan	0.1	Negative	N/A
87	B	Building U	Women's Shower Room	Ceramic Tile Shower Floor	Concrete	Multi	0.1	Negative	N/A
88	A	Building U	Women's Shower Room	Floor	Concrete	Gray	0.2	Negative	N/A
89	A	Building U	Women's Shower Room	Lockers	Metal	White	0.0	Negative	N/A
90	C	Building U	Women's Shower Room	Door	Wood	Blue	0.0	Negative	N/A
91	C	Building U	Women's Shower Room	Door Frame	Wood	Blue	0.0	Negative	N/A
92	C	Building U	Women's Shower Room	Electrical Panel Door	Metal	White	0.0	Negative	N/A
93	C	Building U	Women's Shower Room	Electrical Panel Door Frame	Metal	White	0.0	Negative	N/A
94	A	Building U	Women's Shower Room	Wall	Wood	White	0.2	Negative	N/A
95	C	Building U	Women's Locker Room	Ceiling	Plaster	White	0.0	Negative	N/A
96	A	Building U	Women's Locker Room	Door	Wood	White	0.2	Negative	N/A
97	A	Building U	Women's Locker Room	Door	Wood	Red	0.2	Negative	N/A
98	A	Building U	Women's Locker Room	Door Frame	Wood	White	0.1	Negative	N/A
99	A	Building U	Women's Locker Room	Door Frame	Wood	Red	0.2	Negative	N/A
100	C	Building U	Equipment Room (Room 10)	Built-in Cabinet	Wood	Beige	0.1	Negative	N/A

XRF Lead-Based Paint Sampling Log

Compton College – Phase 1 Demolition Project of Buildings M4, U, V, Z & Pool at the PE Complex
1111 East Artesia Boulevard, Compton, California 90221



XL No	Side	Building	Room	Source	Substrate	Color	Results	Positive	Approx. Quantity
							mg/cm ²	Negative	
101	C	Building U	Equipment Room (Room 10)	Door	Metal	Gray	0.2	Negative	N/A
102	C	Building U	Equipment Room (Room 10)	Door Frame	Metal	Gray	0.2	Negative	N/A
103	A	Building U	Women's Locker Room	Southside Restroom	Terrazzo Wall	Multi	0.1	Negative	N/A
104	D	Building U	Women's Locker Room	Electrical Conduit On Upper Wall	Metal	White	0.1	Negative	N/A
105	N/A	N/A	Calibration	Calibration	Calibration	Green	1.0	Positive	Time: 10:57AM
106	N/A	N/A	Calibration	Calibration	Calibration	Green	1.0	Positive	Time: 10:57AM
107	N/A	N/A	Calibration	Calibration	Calibration	Green	1.0	Positive	Time: 10:57AM
108	N/A	N/A	Calibration	Calibration	Calibration	Green	1.0	Positive	Time: 12:40PM
109	N/A	N/A	Calibration	Calibration	Calibration	Green	1.0	Positive	Time: 12:40PM
110	N/A	N/A	Calibration	Calibration	Calibration	Green	1.0	Positive	Time: 12:40PM
111	C	Old Police	Exterior	Perimeter Fencing	Metal	Black	0.1	Negative	N/A
112	A	Old Police	Exterior	Wall	Plaster	Gray	0.1	Negative	N/A
113	B	Old Police	Exterior	Wall	Plaster	Gray	0.1	Negative	N/A
114	C	Old Police	Exterior	Wall	Plaster	Gray	0.1	Negative	N/A
115	D	Old Police	Exterior	Wall	Plaster	Gray	0.1	Negative	N/A

XRF Lead-Based Paint Sampling Log

Compton College – Phase 1 Demolition Project of Buildings M4, U, V, Z & Pool at the PE Complex
1111 East Artesia Boulevard, Compton, California 90221



XL No	Side	Building	Room	Source	Substrate	Color	Results	Positive	Approx. Quantity
							mg/cm ²	Negative	
116	C	Old Police	Exterior	Structural Post	Metal	Dark Gray	0.0	Negative	N/A
117	D	Old Police	Exterior	HVAC Unit	Metal	Gray	0.1	Negative	N/A
118	D	Old Police	Exterior	Electrical Conduit	Metal	Gray	0.0	Negative	N/A
119	D	Old Police	Exterior	Window Guard	Metal	Gray	0.1	Negative	N/A
120	B	Old Police	Exterior	Gutter Downspout	Metal	Dark Gray	0.1	Negative	N/A
121	B	Old Police	Exterior	Concrete Stairs	Concrete	Dark Gray	0.1	Negative	N/A
122	B	Old Police	Exterior	Door Frame	Metal	Dark Gray	0.0	Negative	N/A
123	B	Old Police	Exterior	Door	Metal	Dark Gray	0.3	Negative	N/A
124	B	Old Police	Exterior	Handrail	Metal	Black	0.0	Negative	N/A
125	B	Old Police	Exterior	Window Sash	Metal	Gray	0.1	Negative	N/A
126	A	Old Police	Supervisor Room	Interior Fiberboard Wall	Wood	White	0.0	Negative	N/A
127	B	Old Police	Supervisor Room	Interior Fiberboard Wall	Wood	White	0.0	Negative	N/A
128	C	Old Police	Locker Room	Interior Fiberboard Wall	Wood	White	0.1	Negative	N/A
129	D	Old Police	Kitchen	Interior Fiberboard Wall	Wood	White	0.0	Negative	N/A
130	A	Old Police	Supervisor Room Restroom	Ceramic Floor Tile	Wood	Multi	0.2	Negative	N/A
131	A	Old Police	Supervisor Room Restroom	Painted Cabinetry	Wood	White	0.0	Negative	N/A

XRF Lead-Based Paint Sampling Log

Compton College – Phase 1 Demolition Project of Buildings M4, U, V, Z & Pool at the PE Complex
1111 East Artesia Boulevard, Compton, California 90221



XL No	Side	Building	Room	Source	Substrate	Color	Results	Positive	Approx. Quantity
							mg/cm ²	Negative	
132	C	Old Police	Locker Room	Painted Ceiling	Wood	White	0.1	Negative	N/A
133	C	Old Police	Locker Room Restroom	Door	Wood	White	0.6	Negative	N/A
134	C	Old Police	Locker Room Restroom	Door Frame	Wood	White	0.2	Negative	N/A
135	A	Old Police	Supervisor Room	Door	Wood	White	0.5	Negative	N/A
136	D	Old Police	Supervisor Room	Door Frame	Wood	Varnish	0.0	Negative	N/A
137	D	Old Police	Supervisor Room	Door	Wood	Varnish	0.0	Negative	N/A
138	B	Old Police	Exterior	Crawlspace Grill	Metal	Gray	0.1	Negative	N/A
139	D	Old Police	Exterior	Painted Light Post	Metal	Black	0.2	Negative	N/A
140	A	Building Z	Exterior	Exterior Wall	Brick/Concrete	Blue	0.2	Negative	N/A
141	B	Building Z	Exterior	Exterior Wall	Brick/Concrete	Blue	0.1	Negative	N/A
142	C	Building Z	Exterior	Exterior Wall	Brick/Concrete	Blue	0.2	Negative	N/A
143	D	Building Z	Exterior	Exterior Wall	Brick/Concrete	Blue	0.5	Negative	N/A
144	D	Building Z	Exterior	Exterior Wall	Brick/Concrete	Red	0.3	Negative	N/A
145	D	Building Z	Exterior	Exterior Wall	Brick/Concrete	Green	0.1	Negative	N/A
146	D	Building Z	Exterior	Exterior Wall	Brick/Concrete	Yellow	0.0	Negative	N/A
147	D	Building Z	Exterior	Overhang	Plaster	White	0.2	Negative	N/A
148	D	Building Z	Pool	Ceramic Tile	Concrete	Green	0.2	Negative	N/A
149	D	Building Z	Pool	Ceramic Tile	Concrete	Blue	0.1	Negative	N/A

XRF Lead-Based Paint Sampling Log

Compton College – Phase 1 Demolition Project of Buildings M4, U, V, Z & Pool at the PE Complex
1111 East Artesia Boulevard, Compton, California 90221



XL No	Side	Building	Room	Source	Substrate	Color	Results	Positive	Approx. Quantity
							mg/cm ²	Negative	
150	C	Building Z	Pool	Ceramic Tile	Concrete	Black	0.2	Negative	N/A
151	D	Building Z	Pool	Ceramic Tile	Concrete	White	0.1	Negative	N/A
152	D	Building Z	Pool Walkway	Concrete Walkway	Concrete	Orange	0.1	Negative	N/A
153	D	Building Z	Pool Walkway	Concrete Walkway	Concrete	Green	0.2	Negative	N/A
154	D	Building Z	Pool Walkway	Concrete Walkway	Concrete	Red	0.2	Negative	N/A
155	A	Building Z	Manager's Office	Ceiling	Plaster	White	0.1	Negative	N/A
156	B	Building Z	Manager's Office	Painted Cabinetry	Wood	Green	0.1	Negative	N/A
157	D	Building Z	Exterior	Door	Wood	Red	0.2	Negative	N/A
158	D	Building Z	Exterior	Door Frame	Metal	Red	0.1	Negative	N/A
159	B	Building Z	Exterior	Sliding Door	Metal	Gray	0.3	Negative	N/A
160	C	Building Z	Exterior	Door	Wood	Blue	0.1	Negative	N/A
161	C	Building Z	Exterior	Door Frame	Wood	Blue	0.1	Negative	N/A
162	C	Building Z	Exterior	Caged Door	Metal	Black	0.1	Negative	N/A
163	C	Building Z	Exterior	Caged Door Frame	Metal	Black	0.1	Negative	N/A
164	B	Building Z	Restroom	Interior Wall	Plaster	Blue	0.3	Negative	N/A
165	B	Building Z	Restroom	Privacy Stall	Metal	Blue	0.0	Negative	N/A
166	C	Building Z	Restroom	Interior Wall	Plaster	Blue	0.3	Negative	N/A

XRF Lead-Based Paint Sampling Log

Compton College – Phase 1 Demolition Project of Buildings M4, U, V, Z & Pool at the PE Complex
1111 East Artesia Boulevard, Compton, California 90221



XL No	Side	Building	Room	Source	Substrate	Color	Results	Positive	Approx. Quantity
							mg/cm ²	Negative	
167	D	Building Z	Exterior	Perimeter Chain Link Fencing	Metal	White	0.3	Negative	N/A
168	B	Building Z	Exterior	Gate Door	Metal	White	0.2	Negative	N/A
169	A	Building Z	Exterior	Concrete Fence Footing	Concrete	White	0.5	Negative	N/A
170	B	Building Z	Exterior	Door	Metal	Blue	0.1	Negative	N/A
171	B	Building Z	Exterior	Door Frame	Metal	Blue	0.1	Negative	N/A
172	B	Building Z	Exterior	Door Louver	Metal	Blue	0.1	Negative	N/A
173	D	Building Z	Exterior	Windowsill	Wood	Gray	0.2	Negative	N/A
174	D	Building Z	Exterior	Window Guard	Metal	Gray	0.2	Negative	N/A
175	B	Building Z	Exterior	Fascia Board	Wood	Gray	0.1	Negative	N/A
176	D	Building Z	Exterior	Window Frame	Metal	Yellow	0.2	Negative	N/A
177	B	Building Z	Exterior	Pool Basin	Plaster	Gray	0.1	Negative	N/A
178	D	Building Z	Exterior	Life Guard Seating Tower	Metal	Blue	0.3	Negative	N/A
179	D	Building Z	Exterior	Door Louver	Metal	Red	0.5	Negative	N/A
180	D	Building Z	Exterior	Painted Plumbing Line	Metal	White	0.1	Negative	N/A
181	B	Building U	Exterior	Fascia Board	Wood	Dark Gray	0.2	Negative	N/A
182	D	Building V	Exterior	Fascia Board	Wood	Dark Gray	0.2	Negative	N/A

XRF Lead-Based Paint Sampling Log

Compton College – Phase 1 Demolition Project of Buildings M4, U, V, Z & Pool at the PE Complex
1111 East Artesia Boulevard, Compton, California 90221



XL No	Side	Building	Room	Source	Substrate	Color	Results	Positive	Approx. Quantity
							mg/cm ²	Negative	
183	D	Portico Adjoined to Building U and Building V	Exterior	Support Column	Metal	Dark Gray	3.0	Positive	250 Lin. Ft.
184	D	Portico Adjoined to Building U and Building V	Exterior	Overhang	Wood	White	0.1	Negative	N/A
185	D	Portico Adjoined to Building U and Building V	Exterior	Fascia Board	Wood	White	0.0	Negative	N/A
186	D	Building V Exterior	Exterior	Painted Floor Striping	Concrete	Yellow	0.1	Negative	N/A
187	N/A	N/A	Calibration	Calibration	Calibration	Green	1.0	Positive	Time: 1410PM
188	N/A	N/A	Calibration	Calibration	Calibration	Green	1.1	Positive	Time: 1410PM
189	N/A	N/A	Calibration	Calibration	Calibration	Green	1.0	Positive	Time: 1410PM

-End of Report-


APPENDIX C

ASBESTOS AND LEAD INSPECTOR'S STATE CERTIFICATIONS





STATE OF CALIFORNIA
DEPARTMENT OF PUBLIC HEALTH



LEAD-RELATED CONSTRUCTION CERTIFICATE

INDIVIDUAL:	CERTIFICATE TYPE:	NUMBER:	EXPIRATION DATE:
 Karlin Cisco	Lead Inspector/Assessor	LRC-00003694	2/26/2022


Disclaimer: This document alone should not be relied upon to confirm certification status. Compare the individual's photo and name to another valid form of government issued photo identification. Verify the individual's certification status by searching for Lead-Related Construction Professionals at www.cdph.ca.gov/programs/clppb or calling (800) 597-LEAD.



STATE OF CALIFORNIA
DEPARTMENT OF PUBLIC HEALTH



LEAD-RELATED CONSTRUCTION CERTIFICATE

INDIVIDUAL:	CERTIFICATE TYPE:	NUMBER:	EXPIRATION DATE:
 Gage Thompson	Lead Inspector/Assessor	LRC-00002718	11/13/2021

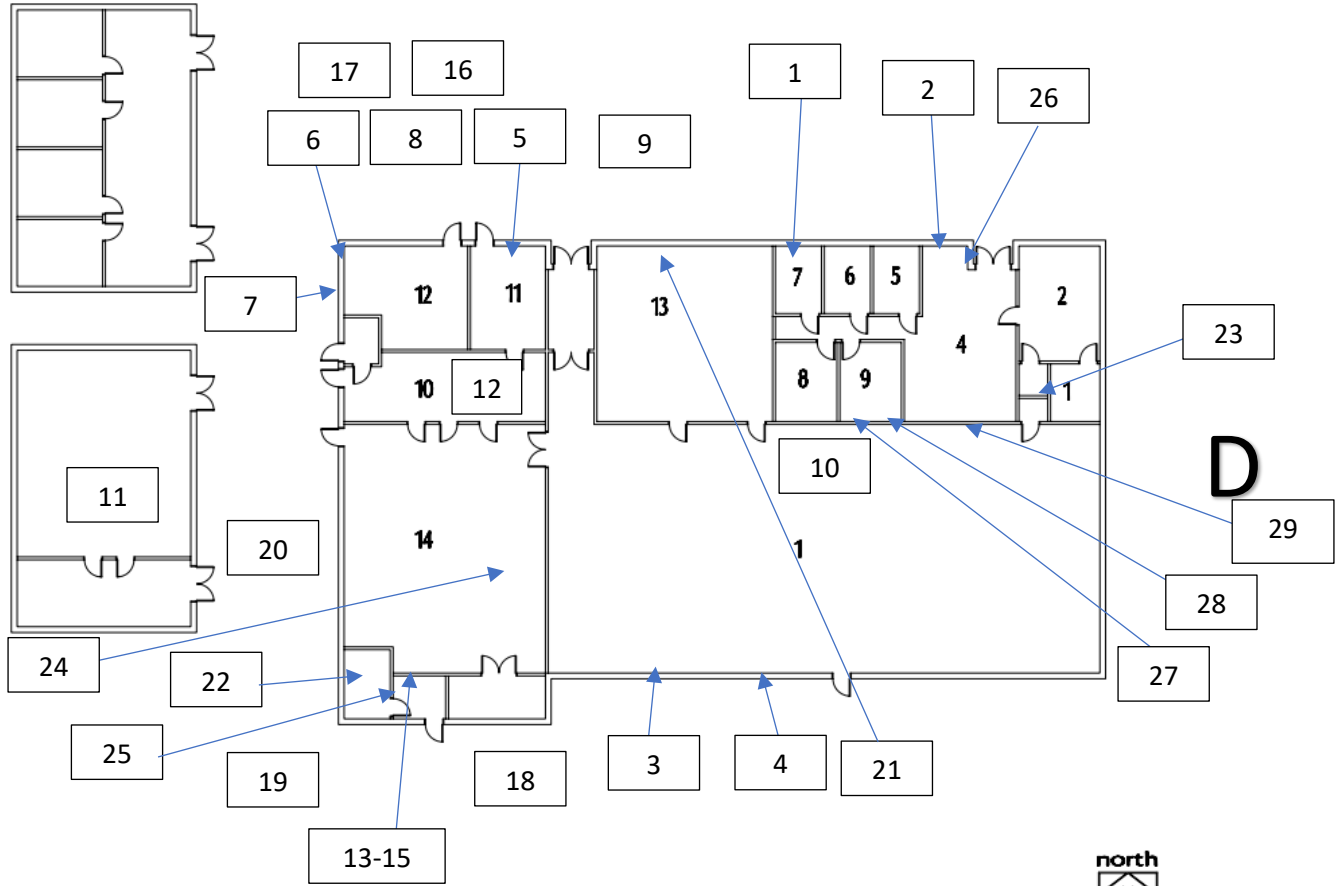
Disclaimer: This document alone should not be relied upon to confirm certification status. Compare the individual's photo and name to another valid form of government issued photo identification. Verify the individual's certification status by searching for Lead-Related Construction Professionals at www.cdph.ca.gov/programs/clppb or calling (800) 597-LEAD.

APPENDIX E

SAMPLE LOCATION DRAWINGS

C

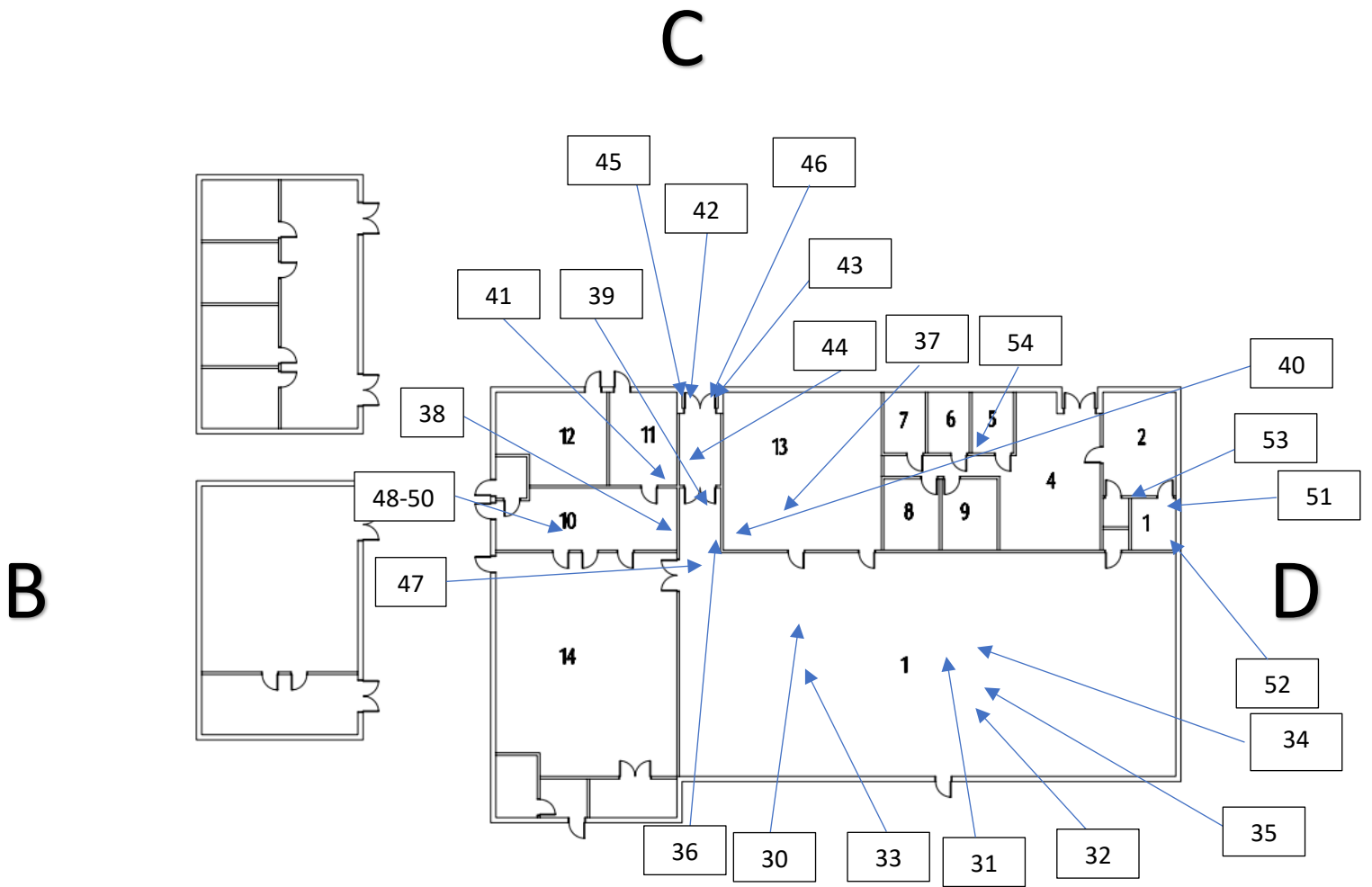
B



25-W SHOWER/LOCKER _ BUILDING U



A

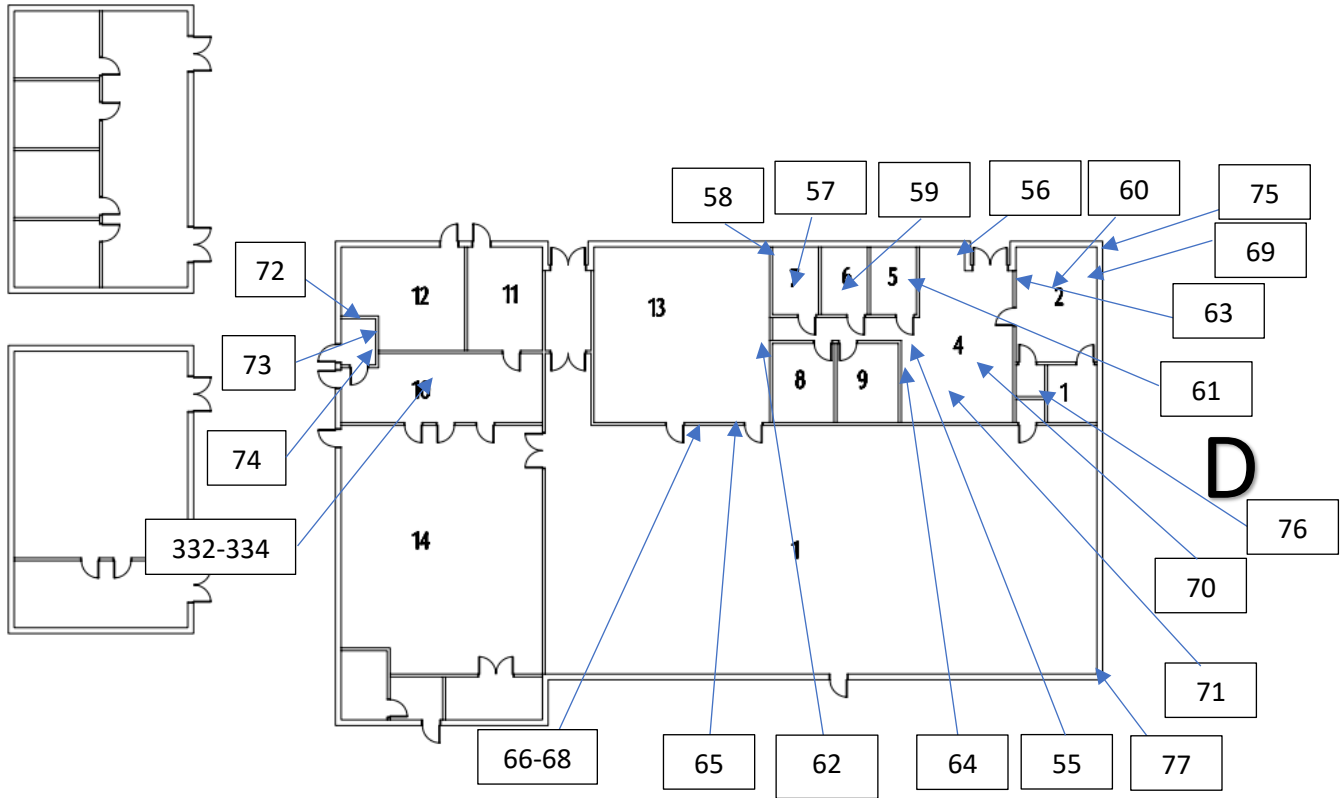


25-W SHOWER/LOCKER _ BUILDING U 

A

C

B



D

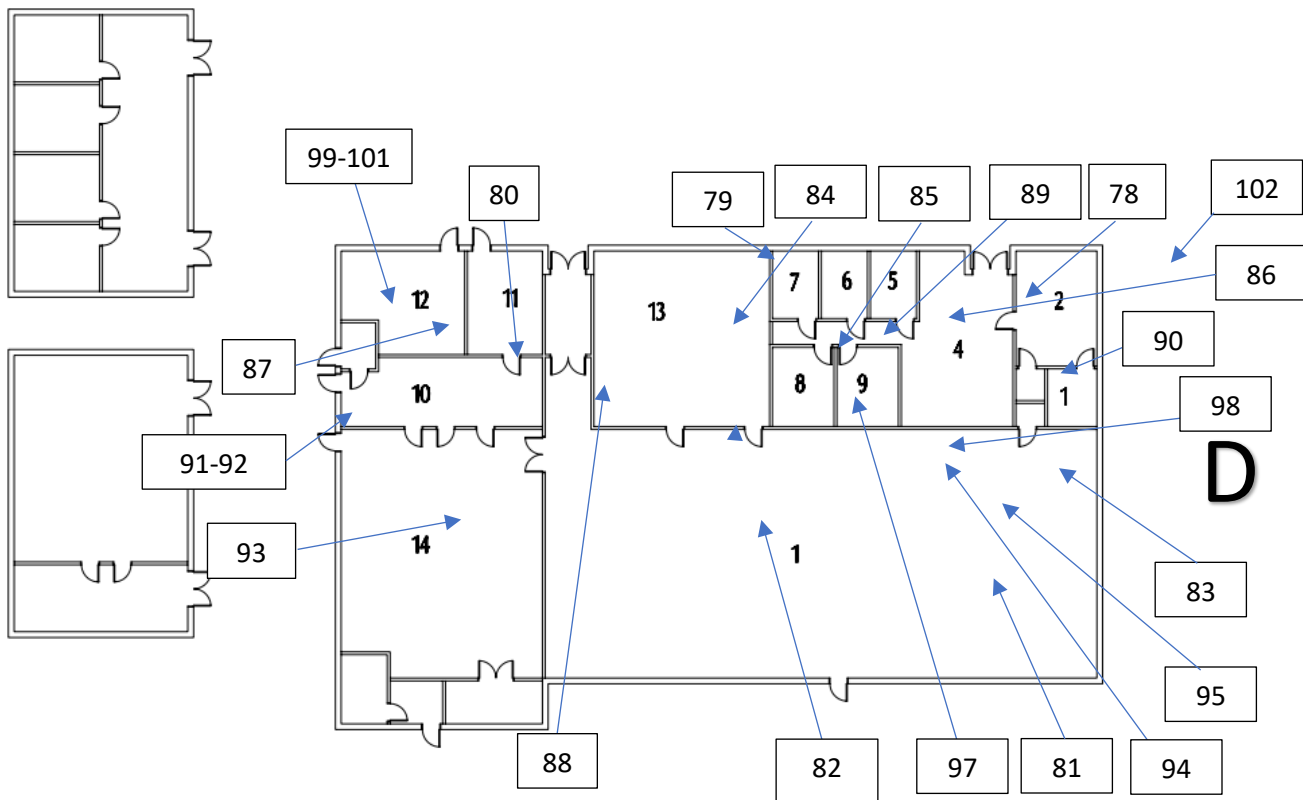
25-W SHOWER/LOCKER _ BUILDING U 

A

C

B

D

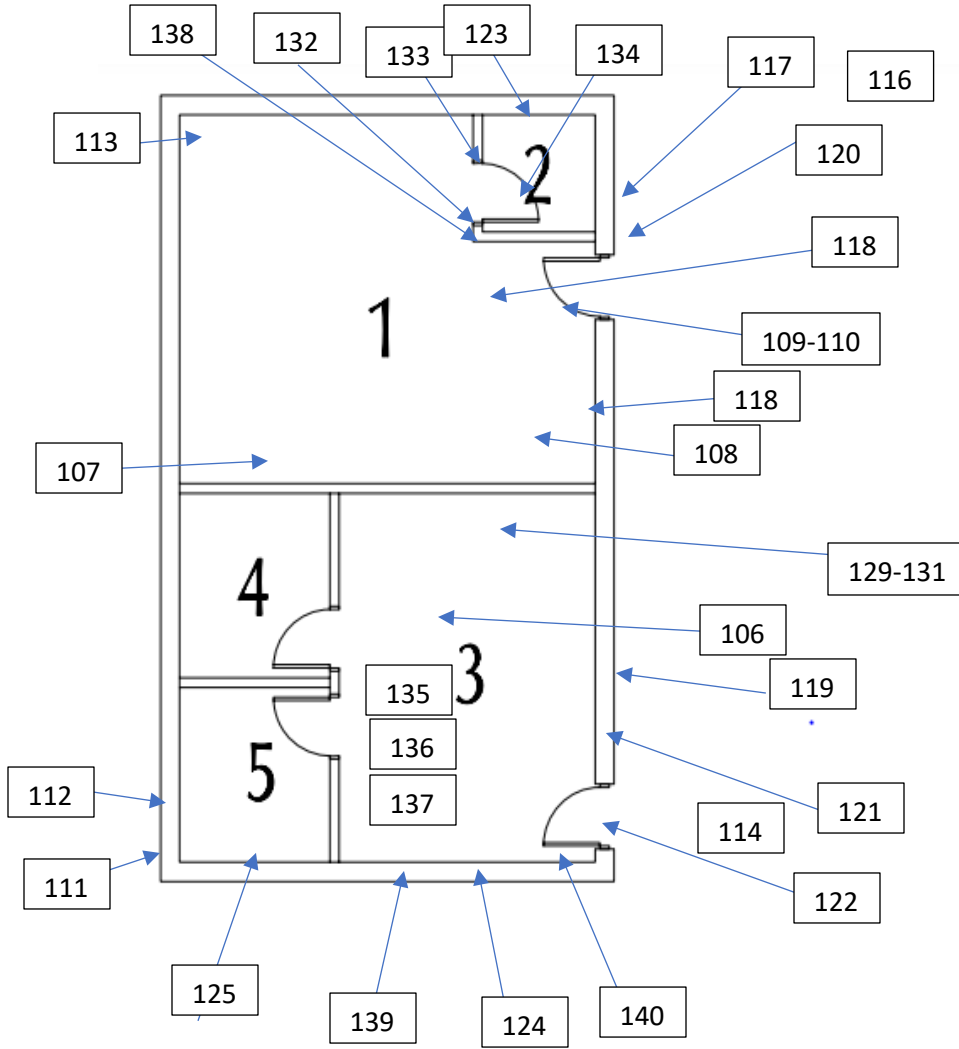


25-W SHOWER/LOCKER _ BUILDING U 

103

A

A



D

B

C

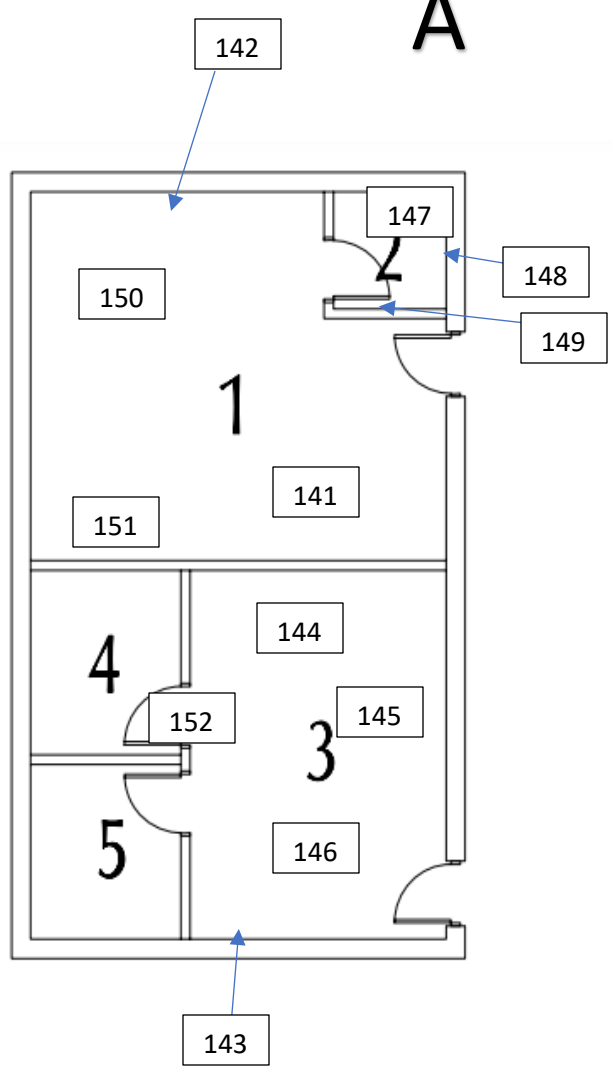
34-CAMPUS POLICE BUILDING MS
 Old Trailer



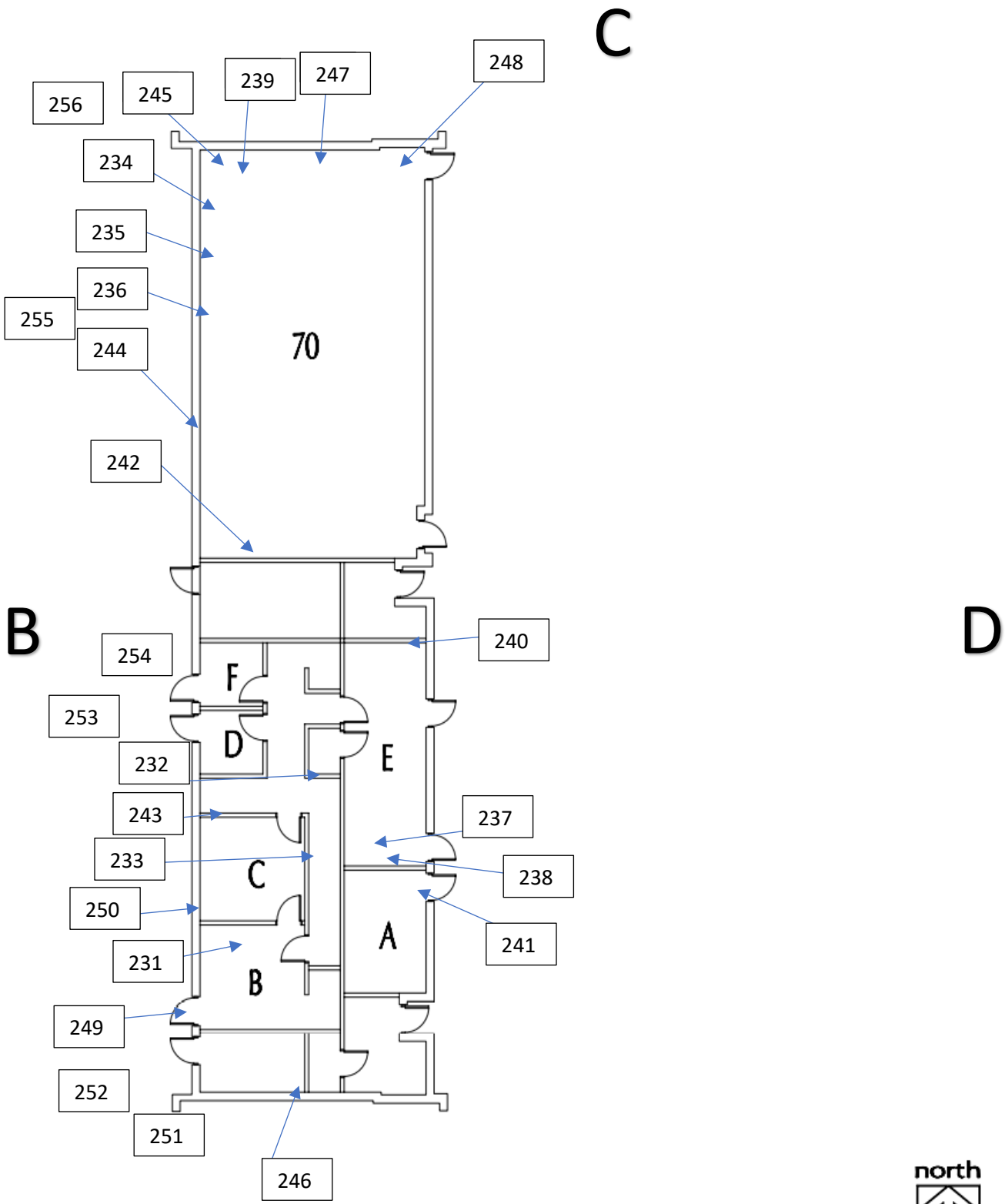
D

A

B



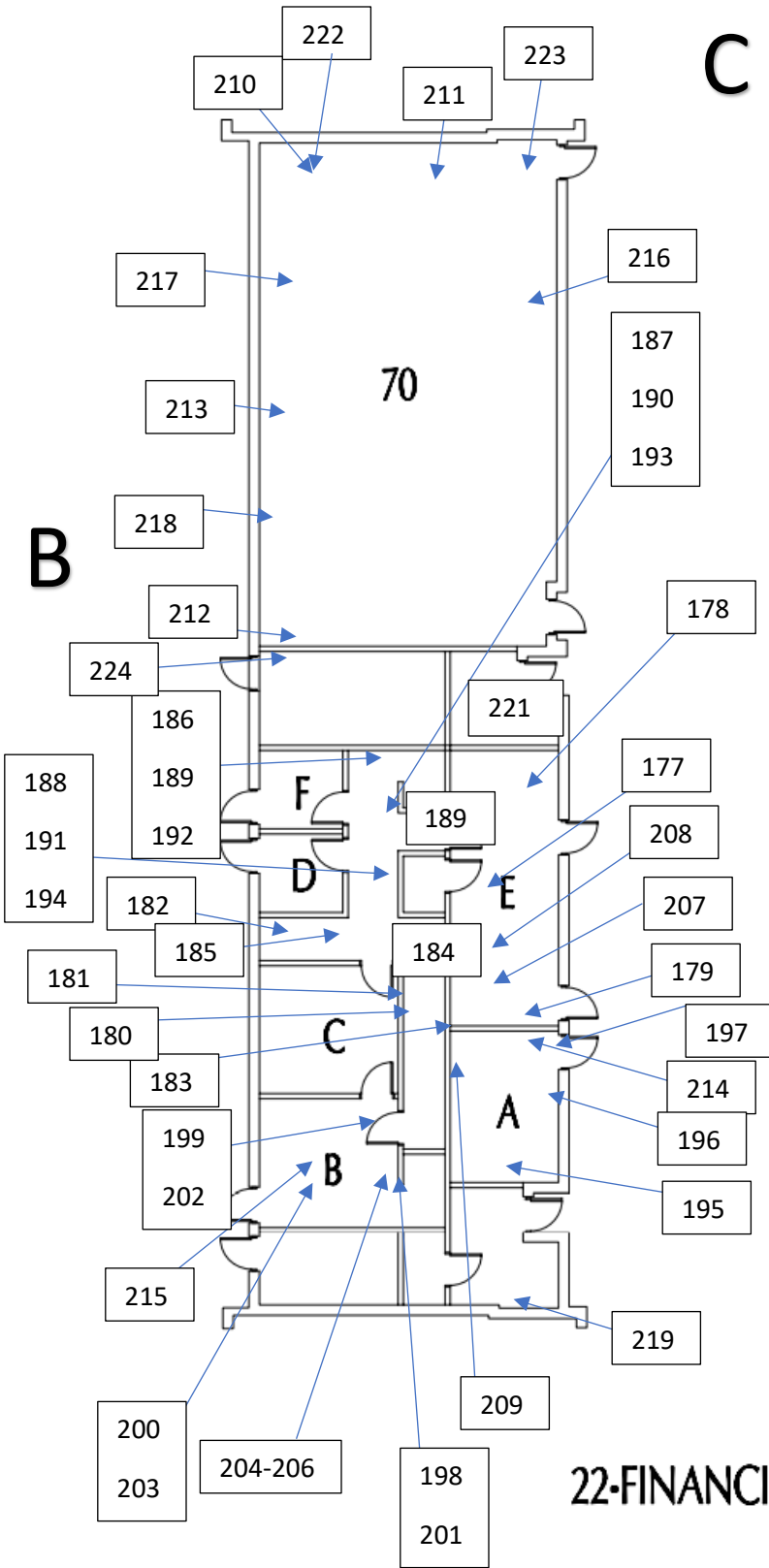
C



22-FINANCIAL AID _ BUILDING V



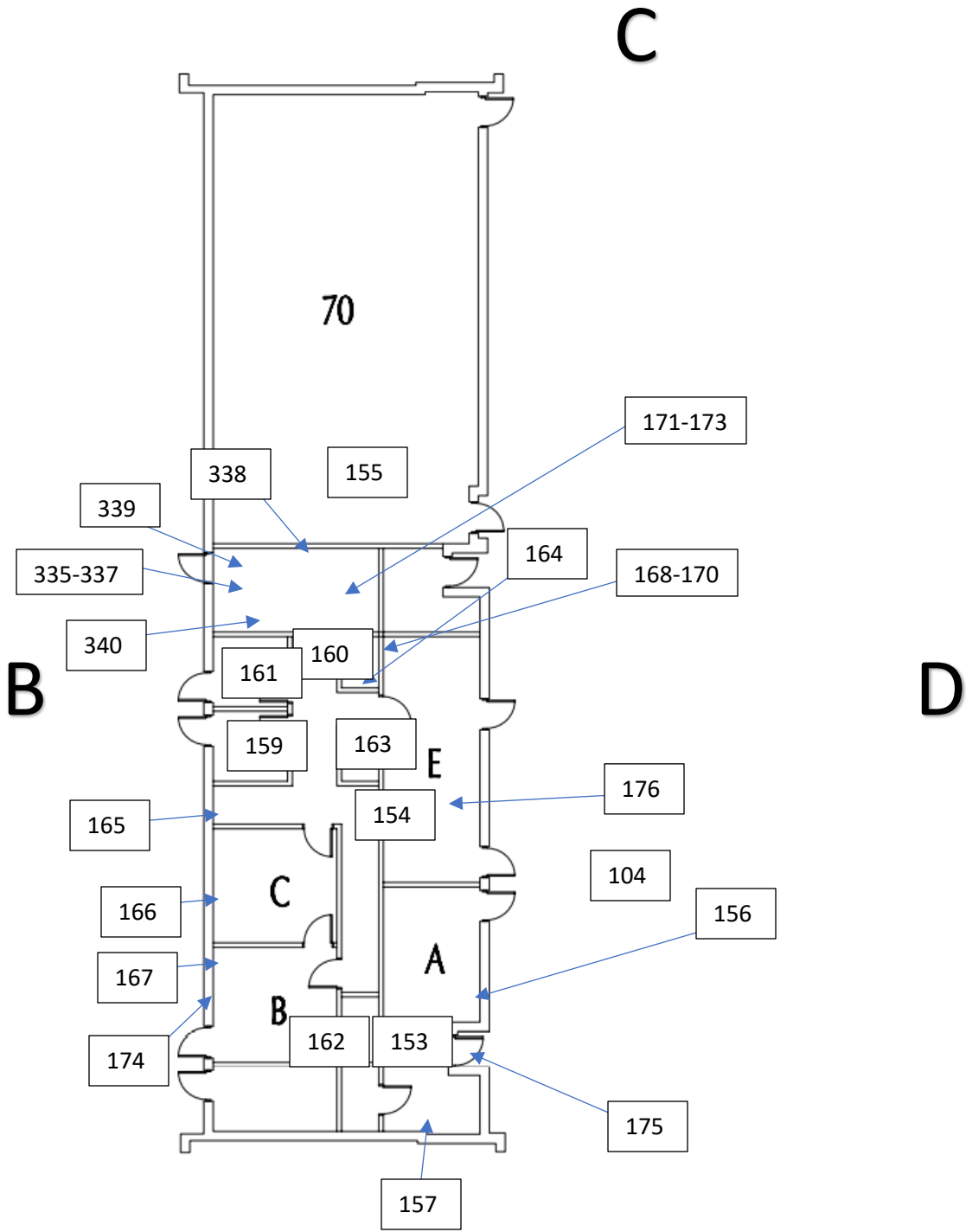
A



22-FINANCIAL AID _ BUILDING V



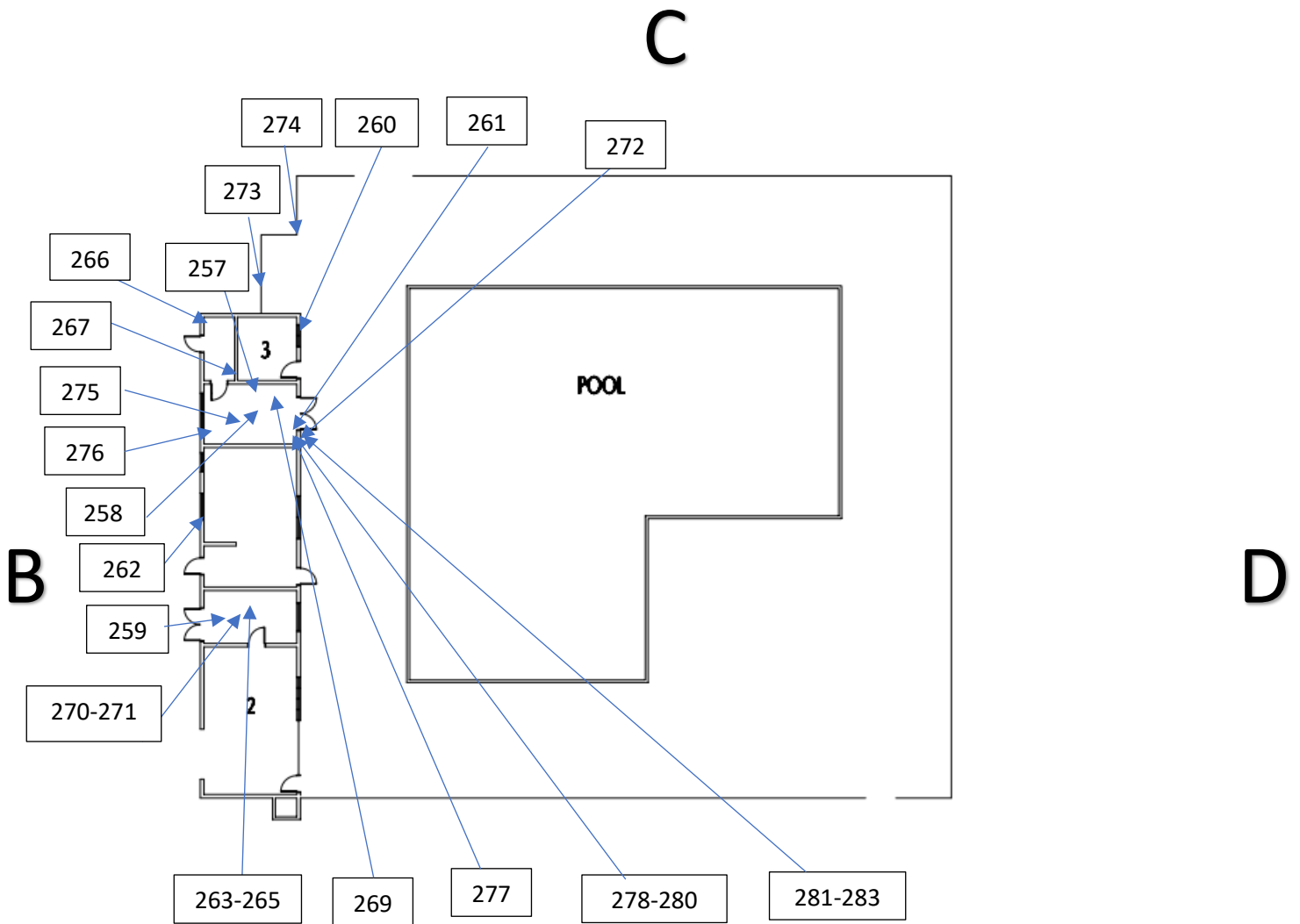
A



22-FINANCIAL AID _ BUILDING V



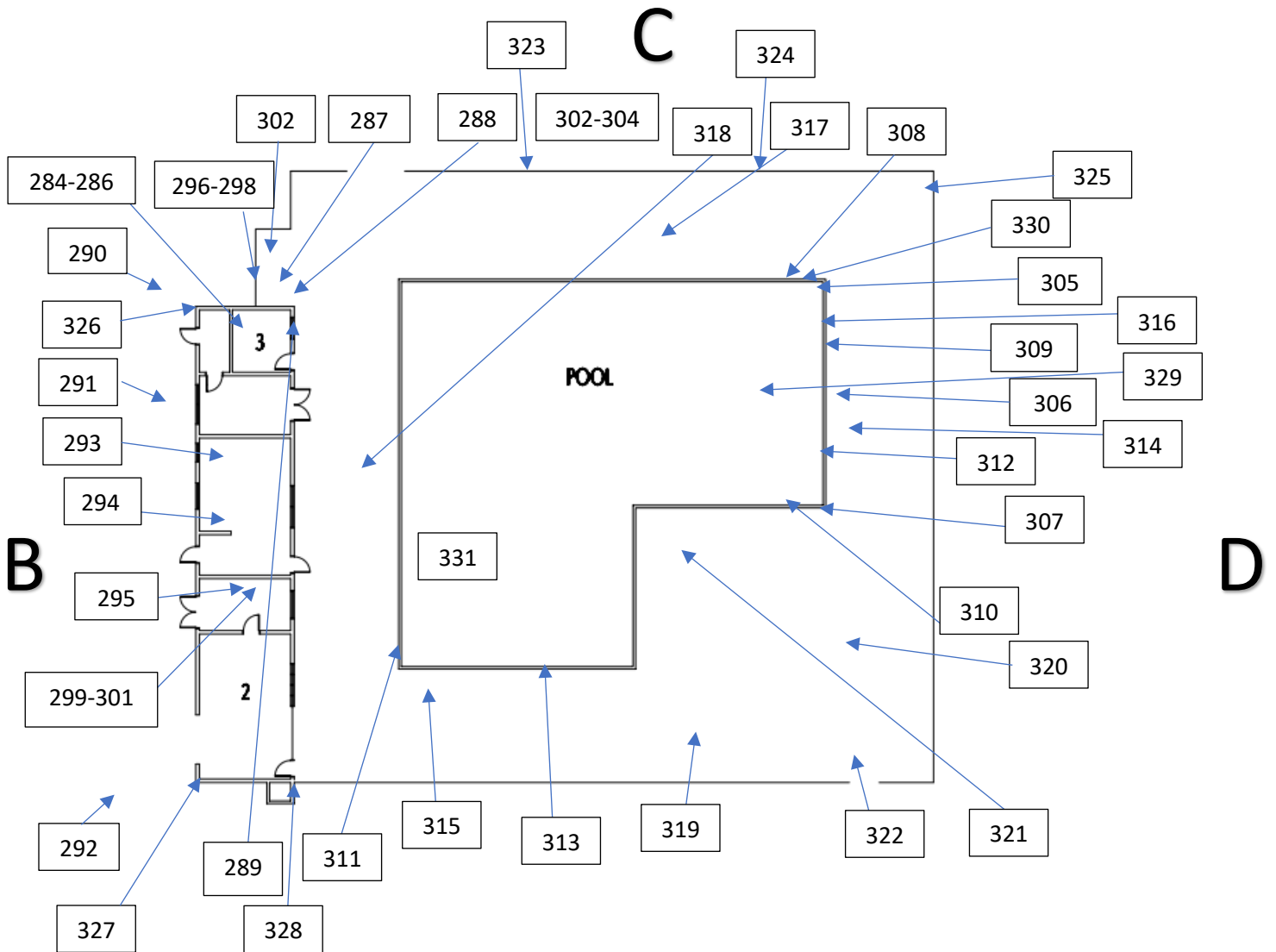
A



20-POOL SERVICES _ BUILDING Z



A




20-POOL SERVICES _ BUILDING Z






A

APPENDIX E
SURVEY PHOTOGRAPHS

Compton Community College District
Compton College
Phase 1 & 2 Demolition of Buildings M4, U, V, Z & Pool at the PE Complex
Survey Photographs





Compton Community College District
Compton College
Phase 1 Demolition Project of Buildings M4, U, V, Z & Pool at the PE Complex
Survey Photographs





Compton Community College District
Compton College
Phase 1 Demolition Project of Buildings M4, U, V, Z & Pool at the PE Complex
Survey Photographs




Compton Community College District
Compton College
Phase 1 Demolition Project of Buildings M4, U, V, Z & Pool at the PE Complex
Survey Photographs




Compton Community College District
Compton College
Phase 1 Demolition Project of Buildings M4, U, V, Z & Pool at the PE Complex
Survey Photographs





Compton Community College District
Compton College
Phase 1 Demolition Project of Buildings M4, U, V, Z & Pool at the PE Complex
Survey Photographs




Compton Community College District
Compton College
Phase 1 Demolition Project of Buildings M4, U, V, Z & Pool at the PE Complex
Survey Photographs






Compton Community College District
Compton College
Phase 1 Demolition Project of Buildings M4, U, V, Z & Pool at the PE Complex
Survey Photographs





Compton Community College District
Compton College
Phase 1 Demolition Project of Buildings M4, U, V, Z & Pool at the PE Complex
Survey Photographs




Compton Community College District
Compton College
Phase 1 Demolition Project of Buildings M4, U, V, Z & Pool at the PE Complex
Survey Photographs






Compton Community College District
Compton College
Phase 1 Demolition Project of Buildings M4, U, V, Z & Pool at the PE Complex
Survey Photographs



Compton Community College District
Compton College
Phase 1 Demolition Project of Buildings M4, U, V, Z & Pool at the PE Complex
Survey Photographs



Compton Community College District
Compton College
Phase 1 Demolition Project of Buildings M4, U, V, Z & Pool at the PE Complex
Survey Photographs



ASBESTOS ABATEMENT PROJECT SPECIFICATIONS

For:

**COMPTON COLLEGE
PHASE 1 & 2 DEMOLITION PROJECT FOR
BUILDINGS U, V, Z, POOL, POOL BUILDING & OLD POLICE TRAILER**

**FOR THE PE COMPLEX
1111 EAST ARTESIA BOULEVARD
COMPTON, CALIFORNIA 90221**



**Compton Community College District
1111 East Artesia Boulevard
Compton, California 90221**

PRESENTED BY:



1322 Bell Avenue, Suite 1N
Tustin, CA 92780
Phone: 714-247-0024
Fax: 714-247-0025

Bainbridge Project #: 21028200.12
May 12, 2021

SECTION 02080 - ASBESTOS ABATEMENT

PART 1 – GENERAL

The work required to be performed by the Contractor comprises the following:

Project Title: Compton Community College – Demolition Project of Buildings U, V, Z, Pool Building & Old Police Trailer at the PE Complex

Client: Compton Community College District

Location: 1111 East Artesia Boulevard, Compton, California 90221

1.1 WORK DESCRIPTION

The work included consists of furnishing labor, materials, permits, equipment, services, insurance including but not limited to the handling and transportation and disposal of asbestos-containing materials and waste resulting from the removal of asbestos-containing materials in various areas. This work shall be conducted by a licensed abatement contractor and certified personnel in accordance with all applicable Federal, State, and local regulations.

- A. Materials and their quantities to be abated shall be verified by the General Contractor/Abatement Contractor prior to the abatement work. Abatement work shall be cross-referenced and shall be coordinated with Compton Community College District. Refer to Bainbridge’s Comprehensive Asbestos and Lead-Based Paint Survey Report for Compton Community College – Demolition Project of Buildings U, V, Z, Pool Building & Old Police Trailer for the PE Complex dated April 22, 2021 for a full and complete description of the materials and locations surveyed. The asbestos-containing materials to be abated and their general location(s) and estimated quantities are follows:

Asbestos

Sample No.	Sample Location	Sample Description	Color	Friable Non-Friable	Material Location	Approx. Quantity	Laboratory Results
1	Building U Exterior	Window Putty	Blue	Non-Friable	Window Putty Throughout Building U	800 Sq. Ft.	Trace (<1%) Chrysotile
2	Building U Exterior	Window Putty	Blue	Non-Friable	See Above	Included Above	2% Chrysotile
3	Building U Exterior	Window Putty	Blue	Non-Friable	See Above	Included Above	2% Chrysotile
60	Building U Room 2 Floor	Carpet with Carpet Adhesive	Gray	Non-Friable	Carpet with Carpet Adhesive Throughout Building U	1,950 Sq. Ft.	2% Chrysotile (Tan Tile)
97	Building U Lower Rooftop	HVAC Ducting Mastic	Gray	Non-Friable	HVAC Ducting Mastic Throughout Building U Rooftop	Included Above	3% Chrysotile

ASBESTOS ABATEMENT

Asbestos

Sample No.	Sample Location	Sample Description	Color	Friable Non-Friable	Material Location	Approx. Quantity	Laboratory Results
99	Building U Lower Rooftop	Transite Pipe	Tan	Non-Friable	Transite Pipe Throughout Building U Rooftop	40 Lin. Ft.	15% Chrysotile/ 3% Crocidolite
100	Building U Lower Rooftop	Transite Pipe	Tan	Non-Friable	See Above	Included Above	15% Chrysotile/ 3% Crocidolite
101	Building U Lower Rooftop	Transite Pipe	Tan	Non-Friable	See Above	Included Above	15% Chrysotile/ 3% Crocidolite
117	Old Police Trailer Exterior Wall	Exterior Wall Coating	Blue/Gray	Non-Friable	Exterior Wall Coating Throughout Building M4 Exterior	1,800 Sq. Ft.	5% Chrysotile (Dark Beige Coating)
118	Old Police Trailer Exterior Wall	Exterior Wall Coating	Blue/Gray	Non-Friable	See Above	Included Above	2% Chrysotile (Dark Beige Coating/Paints)
119	Old Police Trailer Exterior Wall	Exterior Wall Coating	Blue/Gray	Non-Friable	See Above	Included Above	5% Chrysotile (Dark Beige Coating)
126	Old Police Trailer Floor	Linoleum Flooring	White/Beige	Non-Friable	Linoleum Flooring Throughout Building M4	200 Sq. Ft.	5% Chrysotile (Beige Tile)
132	Old Police Trailer Floor	12"x 12" Floor Tile with Mastic	Gray	Non-Friable	12"x 12" Floor Tile with Mastic Throughout Building M4	900 Sq. Ft.	5% Chrysotile (Beige Tile)
133	Old Police Trailer Floor	12"x 12" Floor Tile with Mastic	Gray	Non-Friable	See Above	Included Above	5% Chrysotile (Beige Tile)
134	Old Police Trailer Floor	12"x 12" Floor Tile with Mastic	Gray	Non-Friable	See Above	Included Above	5% Chrysotile (Beige Tile)
135	Old Police Trailer Floor (Beneath Carpet)	12"x 12" Floor Tile with Mastic Beneath Carpet	Yellow/Gray	Non-Friable	12"x 12" Floor Tile with Mastic Beneath Carpet Throughout Building M4	900 Sq. Ft.	5% Chrysotile (Beige Tile)

ASBESTOS ABATEMENT

Asbestos

Sample No.	Sample Location	Sample Description	Color	Friable Non-Friable	Material Location	Approx. Quantity	Laboratory Results
136	Old Police Trailer Floor (Beneath Carpet)	12"x 12" Floor Tile with Mastic Beneath Carpet	Yellow/ Gray	Non-Friable	See Above	Included Above	5% Chrysotile (Beige Tile)
137	Old Police Trailer Floor (Beneath Carpet)	12"x 12" Floor Tile with Mastic Beneath Carpet	Yellow/ Gray	Non-Friable	See Above	Included Above	5% Chrysotile (Beige Tile)
157	Building V Rooftop	Perimeter Roofing Mastic	Gray	Non-Friable	Perimeter Roofing Mastic Throughout Building V Rooftop	Included Above	5% Chrysotile (Black Semi-Fibrous Tar)
159	Building V Rooftop	Curb Mastic	Gray/ Black	Non-Friable	Curb Mastic Throughout Building V Rooftop	20 Sq. Ft.	5% Chrysotile (Black Semi-Fibrous Tar)
160	Building V Rooftop	Curb Mastic	Gray/ Black	Non-Friable	See Above	Included Above	5% Chrysotile (Black Semi-Fibrous Tar)
161	Building V Rooftop	Curb Mastic	Gray/ Black	Non-Friable	See Above	Included Above	5% Chrysotile (Black Semi-Fibrous Tar)
163	Building V Rooftop	Pipe Mastic	Gray/ Black	Non-Friable	Pipe Mastic Throughout Building V Rooftop	Included Above	5% Chrysotile (Black Semi-Fibrous Tar)
164	Building V Rooftop	Pipe Mastic	Gray/ Black	Non-Friable	See Above	Included Above	5% Chrysotile (Black Semi-Fibrous Tar)
168	Building V Rooftop	HVAC Ducting Mastic	Gray	Non-Friable	HVAC Ducting Mastic Throughout Building V Rooftop	25 Sq. Ft.	3% Chrysotile (Silver Paint)
169	Building V Rooftop	HVAC Ducting Mastic	Gray	Non-Friable	See Above	Included Above	3% Chrysotile (Silver Paint)
170	Building V Rooftop	HVAC Ducting Mastic	Gray	Non-Friable	See Above	Included Above	3% Chrysotile (Silver Paint)

Asbestos

Sample No.	Sample Location	Sample Description	Color	Friable Non-Friable	Material Location	Approx. Quantity	Laboratory Results
171	Building V Rooftop	Transite Pipe	Tan	Non-Friable	Transite Pipe Throughout Building V Rooftop	20 Lin. Ft.	15% Chrysotile / 3% Crocidolite
172	Building V Rooftop	Transite Pipe	Tan	Non-Friable	See Above	Included Above	15% Chrysotile / 3% Crocidolite
173	Building V Rooftop	Transite Pipe	Tan	Non-Friable	See Above	Included Above	15% Chrysotile / 3% Crocidolite
174	Building V Exterior Lower Window	Window Putty	Gray/Blue	Non-Friable	Window Putty Throughout Building V	600 Sq. Ft.	2% Chrysotile (Tan Putty)
175	Building V Exterior Upper Window	Window Putty	Gray/Blue	Non-Friable	See Above	Included Above	2% Chrysotile (Tan Putty)
176	Building V Exterior Upper Window	Window Putty	Gray/Blue	Non-Friable	See Above	Included Above	2% Chrysotile (Tan Putty)
177	Building V Floor	Interior Concrete Floor	Gray/Blue	Non-Friable	Interior Concrete Floor Throughout Building V (Conference Room)	300 Sq. Ft.	2% Chrysotile (Tan Semi-Fibrous Material)
181	Building V Floor	9"x 9" Floor Tile with Mastic	Light Brown with Streaks	Non-Friable	9"x 9" Floor Tile with Mastic Throughout Building V	Included Above	2% Chrysotile (Light Brown Tile)
184	Building V Floor	9"x 9" Floor Tile with Mastic	Dark Brown with Streaks	Non-Friable	9"x 9" Floor Tile with Mastic Throughout Building V	Included Above	3% Chrysotile (Dark Brown Tile)
185	Building V Floor	9"x 9" Floor Tile with Mastic	Dark Brown with Streaks	Non-Friable	See Above	Included Above	3% Chrysotile (Dark Brown Tile)
186	Building V Floor	9"x 9" Floor Tile with Mastic	Green with Streaks	Non-Friable	9"x 9" Floor Tile with Mastic Throughout Building V	50 Sq. Ft.	5% Chrysotile (Beige Tile Debris)

ASBESTOS ABATEMENT

Asbestos

Sample No.	Sample Location	Sample Description	Color	Friable Non-Friable	Material Location	Approx. Quantity	Laboratory Results
189	Building V Floor	9"x 9" Floor Tile with Mastic	Blue with Streaks	Non-Friable	9"x 9" Floor Tile with Mastic Throughout Building V	50 Sq. Ft.	3% Chrysotile (Dark Green Tile) 5% Chrysotile (Beige Tile Debris)
190	Building V Floor	9"x 9" Floor Tile with Mastic	Blue with Streaks	Non-Friable	See Above	Included Above	3% Chrysotile (Dark Green Tile)
191	Building V Floor (Classroom V-70)	9"x 9" Floor Tile with Mastic	Blue with Streaks	Non-Friable	See Above	Included Above	3% Chrysotile (Dark Green Tile) 5% Chrysotile (Beige Tile Debris)
192	Building V Floor	9"x 9" Floor Tile with Mastic	Tan with Streaks	Non-Friable	9"x 9" Floor Tile with Mastic Throughout Building V	50 Sq. Ft.	5% Chrysotile (Beige Tile)
193	Building V Floor	9"x 9" Floor Tile with Mastic	Tan with Streaks	Non-Friable	See Above	Included Above	5% Chrysotile (Beige Tile)
194	Building V Floor	9"x 9" Floor Tile with Mastic	Tan with Streaks	Non-Friable	See Above	Included Above	5% Chrysotile (Beige Tile)
195	Building V Floor	9"x 9" Floor Tile with Mastic	Red with Streaks	Non-Friable	9"x 9" Floor Tile with Mastic Throughout Building V	450 Sq. Ft.	5% Chrysotile (Dark Red Tile)
196	Building V Floor	9"x 9" Floor Tile with Mastic	Red with Streaks	Non-Friable	See Above	Included Above	5% Chrysotile (Dark Red Tile)
198	Building V Floor	12"x 12" Floor Tile with Mastic	Light Brown with Streaks	Non-Friable	12"x 12" Floor Tile with Mastic Throughout Building V	900 Sq. Ft.	5% Chrysotile (Green Tile)
200	Building V Floor	12"x 12" Floor Tile with Mastic	Light Brown with Streaks	Non-Friable	See Above	Included Above	5% Chrysotile (Green Tile)
201	Building V Floor	12"x 12" Floor Tile with Mastic	Dark Brown with Streaks	Non-Friable	12"x 12" Floor Tile with Mastic Throughout Building V	900 Sq. Ft.	5% Chrysotile (Green Tile)

ASBESTOS ABATEMENT

Asbestos

Sample No.	Sample Location	Sample Description	Color	Friable Non-Friable	Material Location	Approx. Quantity	Laboratory Results
203	Building V Floor	12"x 12" Floor Tile with Mastic	Dark Brown with Streaks	Non-Friable	See Above	Included Above	5% Chrysotile (Green Tile)
214	Building V Wall	4" Base Cove with Mastic	Black	Non-Friable	4" Base Cove with Mastic Throughout Building V	Included Above	2% Chrysotile (Tan Mastic)
215	Building V Wall	4" Base Cove with Mastic	Black	Non-Friable	See Above	Included Above	2% Chrysotile (Tan Mastic)
260	Building Z Rooftop	Perimeter Roofing Mastic	Gray	Non-Friable	Perimeter Roofing Mastic Throughout Building Z Rooftop	270 Sq. Ft.	2% Chrysotile (Black Semi-Fibrous Tar)
261	Building Z Rooftop	Perimeter Roofing Mastic	Gray	Non-Friable	See Above	Included Above	2% Chrysotile (Black Semi-Fibrous Tar)
262	Building Z Rooftop	Perimeter Roofing Mastic	Gray	Non-Friable	See Above	Included Above	2% Chrysotile (Black Semi-Fibrous Tar)
263	Building Z Rooftop	Curb Mastic	Gray/Black	Non-Friable	Curb Mastic Throughout Building Z Rooftop	5 Sq. Ft.	2% Chrysotile (Black Semi-Fibrous Tar with Stones)
264	Building Z Rooftop	Curb Mastic	Gray/Black	Non-Friable	See Above	Included Above	2% Chrysotile (Black Semi-Fibrous Tar with Stones)
265	Building Z Rooftop	Curb Mastic	Gray/Black	Non-Friable	See Above	Included Above	2% Chrysotile (Black Semi-Fibrous Tar with Stones)
266	Building Z Rooftop	Pipe Mastic	Gray/Black	Non-Friable	Pipe Mastic Throughout Building Z Rooftop	5 Sq. Ft.	2% Chrysotile (Black Semi-Fibrous Tar)
267	Building Z Rooftop	Pipe Mastic	Gray/Black	Non-Friable	See Above	Included Above	2% Chrysotile (Black Semi-Fibrous Tar)
268	Building Z Rooftop	Pipe Mastic	Gray/Black	Non-Friable	See Above	Included Above	2% Chrysotile (Black Semi-Fibrous Tar)

Asbestos

Sample No.	Sample Location	Sample Description	Color	Friable Non-Friable	Material Location	Approx. Quantity	Laboratory Results
269	Building Z Rooftop	Transite Pipe	Tan	Non-Friable	Transite Pipe Throughout Building Z Rooftop	30 Lin. Ft.	15% Chrysotile / 3% Crocidolite (Grey Semi-Fibrous Material)
270	Building Z Rooftop	Transite Pipe	Tan	Non-Friable	See Above	Included Above	15% Chrysotile / 3% Crocidolite (Grey Semi-Fibrous Material)
271	Building Z Rooftop	Transite Pipe	Tan	Non-Friable	See Above	Included Above	15% Chrysotile / 3% Crocidolite (Grey Semi-Fibrous Material)
287	Building Z Exterior	Stucco	White	Non-Friable	Stucco Throughout Building Z	600 Sq. Ft.	Trace (<1%) Chrysotile
288	Building Z Exterior	Stucco	White	Non-Friable	See Above	Included Above	Trace (<1%) Chrysotile
289	Building Z Exterior	Stucco	White	Non-Friable	See Above	Included Above	Trace (<1%) Chrysotile
296	Building Z Restroom	Hockey Puck Mastic	Brown	Non-Friable	Hockey Puck Mastic Throughout Building Z	150 Sq. Ft.	Trace (<1%) Anthophyllite (Brown Mastic)
297	Building Z Restroom	Hockey Puck Mastic	Brown	Non-Friable	See Above	Included Above	Trace (<1%) Anthophyllite (Brown Mastic)
298	Building Z Restroom	Hockey Puck Mastic	Brown	Non-Friable	See Above	Included Above	Trace (<1%) Anthophyllite (Brown Mastic)
320	Building Z Pool Walkway	Concrete Walkway	Orange	Non-Friable	Concrete Walkway Throughout Building Z Pool Walkway	300 Sq. Ft.	Trace (<1%) Chrysotile (Light Red Cementitious Material)
321	Building Z Pool Walkway	Concrete Walkway	Red	Non-Friable	See Above	Included Above	Trace (<1%) Chrysotile (Red Cementitious Material)
322	Building Z Pool Walkway	Concrete Walkway	Green	Non-Friable	See Above	Included Above	Trace (<1%) Chrysotile (Green Cementitious Material)

Inaccessible Areas -

- a. **Building U (Women’s Locker Room Building)**
 - i. Pipe Chase in Women’s Locker Room Area (South Side)
 - ii. Back Office in Equipment Room
 - iii. Mechanical Room
- b. **Building V (Old Police Building)**
 - i. High Voltage Room
 - ii. Rooms C, D and E (According to Floor Plans)

Note: Once these inaccessible areas are opened Bainbridge will perform additional testing of any suspect materials located in these rooms and a supplemental survey report will be issued as an addendum to this report.

Presumed Asbestos-Containing Materials (PACM) -

- a. **Building U (Women’s Locker Room Building)**
 - i. Chalkboard/Tackboard Hockey Puck Mastic - Requires Destructive Sampling. Approximate Quantity: **500 Square Feet**
 - ii. Fire Doors - Requires Destructive Sampling. Approximate Quantity: **600 Square Feet**
 - iii. Thermal System Insulation (TSI) - None observed during survey, in the event this is encountered in hidden wall/ceiling cavities this item shall be presumed. Approximate Quantity: **300 Square Feet**
 - iv. HVAC Vibration Reducers - Requires Destructive Sampling and Unit in Operation. Approximate Quantity: **100 Square Feet**
- b. **Building V (Old Police Building)**
 - i. Chalkboard/Tackboard Hockey Puck Mastic - Requires Destructive Sampling. Approximate Quantity: **250 Square Feet**
 - ii. Fire Doors - Requires Destructive Sampling. Approximate Quantity: **375 Square Feet**
 - iii. Thermal System Insulation (TSI) - None observed during survey, in the event this is encountered in hidden wall/ceiling cavities this item shall be presumed. Approximate Quantity: **300 Square Feet**
- c. **(Old Police Trailer)**
 - i. Chalkboard/Tackboard Hockey Puck Mastic - Requires Destructive Sampling. Approximate Quantity: **75 Square Feet**
 - ii. Fire Doors - Requires Destructive Sampling. Approximate Quantity: **50 Square Feet**
 - iii. Thermal System Insulation (TSI) - None observed during survey, in the event this is encountered in hidden wall/ceiling cavities this item shall be presumed. Approximate Quantity: **150 Square Feet**

- d. Building Z (Pool Service Building and Pool)
 - i. Chalkboard/Tackboard Hockey Puck Mastic - Requires Destructive Sampling. Approximate Quantity: **25 Square Feet**
 - ii. Fire Doors - Requires Destructive Sampling. Approximate Quantity: **200 Square Feet**
 - iii. Thermal System Insulation (TSI) - None observed during survey, in the event this is encountered in hidden wall/ceiling cavities this item shall be presumed. Approximate Quantity: **400 Square Feet**
 - iv. HVAC Vibration Reducers - Requires Destructive Sampling. Approximate Quantity: **100 Square Feet**

- e. Underground Utilities
 - i. Transite Pipe - Approximate Quantity: **400 Square Feet**
 - ii. Coal Tar Wrapped Piping - Approximate Quantity: **400 Square Feet**

In the event that other materials are found to be similar or homogenous to the materials sampled, and determined to contain asbestos, those similar or homogenous materials will be considered assumed asbestos containing materials. Prior to bid, contractor is responsible for field verification of all identified and/or assumed asbestos-containing materials, their quantities and measurements.

- B. Asbestos abatement observation services shall be conducted by a third party consultant and shall be contracted directly by Compton Community College District.

- C. All applicable codes and regulations revised and updated are made part of these specifications by reference herewith.

1. Code of Federal Regulations (CFR):

40 CFR Part 763	Asbestos Containing Materials In Schools
29 CFR 1910.1001	Occupational Exposure to Asbestos, Tremolite, Anthophyllite and Actinolite
29 CFR 1910.1101	Asbestos
29 CFR 1910.1200	Hazard Communication
29 CFR 1910.20	Access to Employee Exposure and Medical Records
29 CFR 1910.132	General Requirements - Personal Protective Equipment
29 CFR 1910.133	Eye and Face Protection
29 CFR 1910.134	Respiratory Protection
29 CFR 1910.145	Specifications for Accident Prevention, Signs and Tags
29 CFR 1926.1101	Asbestos Standard for construction Industry
40 CFR 61	Sub-part A General Conditions
40 CFR 61	Sub-part M National Emission Standards for Asbestos

- 40 CFR 61.152 Standard for Waste Disposal for Manufacturing, Demolition, Renovation, Spraying and Fabrication Operations
2. U. S. Environmental Protection Agency (EPA):
 Publication No.
 560/5-85-024 Guidance for Controlling Asbestos-Containing Materials in Buildings
3. National Institute of Occupational Safety and Health (NIOSH):
 Manual of Analytical Methods, 2nd Ed., Vol. 1.
 Physical and Chemical Analysis Method (P&CAM):
 Method 239, Asbestos Fibers in Air
 Method 7400, Fibers (N1, 3rd Ed., Vol. 1.)
4. American National Standard Institute (ANSI):
 Z9.2-1979 Fundamentals Governing The Design and Operation of Local Exhaust Systems
 Z88.2-1980 Practices for Respiratory Protection
5. National Fire Protection Association (NFPA):
 Standard 90A Installation of Air Conditioning and Ventilation Systems.
6. American Society for Testing Materials (ASTM):
 E 849-82 Safety and Health Requirements Relating to Occupational Exposures to Asbestos
 P-189 Specifications for Encapsulants for Friable Asbestos-Containing Materials
7. Underwriters Laboratories, Inc. (UL):
 586-77 Test Performance of High Efficiency, Particulate, Air Filter Units
 (R1982)
8. Title 8 California Code of Regulations (CCR):
 Section 1529 Asbestos
 Section 5208 General Industry Safety Orders
 Section 5144 Respirator Regulations
9. South Coast Air Quality Management District – Rule 1403
10. Local and other regulations

ASBESTOS ABATEMENT

1.2 CONTRACTOR'S QUALITY ASSURANCE

- A. **Safety Compliance:** In addition to detailed requirements of this specification, comply with laws, ordinances, rules, and regulations of federal, state, regional, and local authorities and publications regarding handling, storing, transporting, and disposing of asbestos waste materials. Submit matters of interpretation of standards to the appropriate administrative agency for resolution before starting the work. Where the requirements of this specification and referenced documents vary, the most stringent requirement shall apply.
- B. Contractor shall have at least one copy each of 29 CFR Part 1910 - Occupational Safety and Health Standards, 29 CFR 1926.1101, 40 CFR Part 61, sub-parts A & M, and all pertinent state and local regulations at his office and at the job site.
- C. Before the commencement of any work at the site, the contractor shall post EPA and OSHA caution signs in and around the work area to comply with EPA and OSHA regulations.
- D. Personal monitoring and other monitoring, which are required by law, or considered necessary by the Contractor for worker protection shall be the responsibility of the Contractor.
- E. Area monitoring will be performed by the Observation Service. A predetermined number of air samples will be collected at various stages of the Work, in designated places inside and outside the Work areas.

1.3 SUBMITTALS AND NOTIFICATIONS

- A. At the pre-construction meeting, Contractor shall submit (1) declaration certifying that all Contractor's employees have been adequately trained, and (2) a photocopy of training certificates for each employee from their respective training agency or organization. When certified or other formal worker training is required by state or local agencies, Contractor may submit a photocopy of the employee's asbestos worker certification card in lieu of training certificates.
- B. Submit at Pre-construction Meeting manufacturer's certification that the respirators to be used in this Project comply with government agency requirements. Contractor's certifications for each employee must clearly state that each employee has been fit tested and properly trained for respirators.

- C. Submit proof that all persons providing labor and/or professional services who will be entering abatement work areas have had current (less than one year prior to the date of their participation on the Project) medical examinations. Furnish physician's interpretation of said examinations to the State on the Certificate of Medical Compliance form provided in the Supplementary General Conditions section of these Construction Documents at the Pre-construction Meeting, or prior to that person's commencing work on this Project, and for each person subsequently providing labor and/or professional services at the job site for whom a certificate was not initially furnished. Refer to Article 3.5, A. NOTE: In lieu of the above certificate, current medicals will be acceptable providing that a statement in the medical exam declares that the worker can wear a negative pressure respirator while performing their work. Contractor shall resubmit physician's interpretation of medical examination for each worker or professional employed by him whose physician or regulatory required annual or employment termination examination becomes due while said worker or professional is participating in the Project. This requirement can be waived or modified only by COMPTON COMMUNITY COLLEGE DISTRICT in writing or verbally, followed up in writing.
- D. Immediately after Contractor has received the COMPTON COMMUNITY COLLEGE DISTRICT's Notice of Award, submit manufacturer's catalogue, samples, Material Data Safety Sheets, (MSDS) and other items needed to demonstrate the quality of the proposed abatement materials. Under no circumstances shall proposed materials be used before written approval from COMPTON COMMUNITY COLLEGE DISTRICT, COMPTON COMMUNITY COLLEGE DISTRICT's Representative or Observation Service. Submittals are required if the following materials are proposed:
1. Encapsulant
 2. Surfactant
 3. Protective packaging
 4. Lagging adhesive
 5. Glove bags
 6. Restaurant
 7. Solvents
- E. Submit at Pre-construction Meeting proof satisfactory to COMPTON COMMUNITY COLLEGE DISTRICT, or the Observation Service that all required permits have been obtained and notifications have been sent. Contact and notify the following government agencies in writing ten working days prior to the commencement of Work:

1. EPA Regional Asbestos Coordinator,
2. Occupational Safety and Health Administration,
3. Local Air Quality Management District,
4. Local Fire Department if required,

All notifications shall contain as a minimum the following information:

1. Name, address and telephone number of COMPTON COMMUNITY COLLEGE DISTRICT including the contact person.
 2. Name, address, EPA numbers, license number and telephone number of the Contractor including the contact person.
 3. Name, address and description of the building, including size, age, and prior use of building.
 4. The type and quantity of asbestos material involved and the description of the Work.
 5. Scheduled starting and completion dates for Abatement Work.
 6. Procedures that shall be employed to comply with the regulations.
 7. The name, address, EPA number and telephone number of the Transporter.
 8. The name and address of the Hazardous Waste Disposal Facility where the Asbestos Waste shall be deposited.
- F. Submit at Pre-Construction Meetings copies of all government agency correspondence and proof of delivery. No work shall commence until verification of required notifications is made by the Observation Service.
- G. Submit at Pre-construction Meeting the method of transport of hazardous and non-hazardous waste, including the name, address, EPA ID number, and telephone number of the transporter(s).
- H. Submit for approval at the Pre-construction Meeting the name, address, EPA ID number, and telephone number of the hazardous and non-hazardous waste disposal facility(s) to be used.

ASBESTOS ABATEMENT

- I. Submit at the Pre-construction Meeting for approval a detailed plan of the work procedures to be used in the abatement of the asbestos-containing materials. The asbestos plan must be approved in writing by the Observation Service and COMPTON COMMUNITY COLLEGE DISTRICT before the start of any work, including work mobilization. The plan shall include:
 1. Location of Asbestos Work Areas.
 2. Layout and construction details of Decontamination Enclosure Systems.
 3. Project schedule including critical paths, interface of other trades, and completion dates of abatement stages and work areas.
 4. Personal air monitoring procedures.
 5. Detailed description of the method to be employed in order to control pollution, including negative air equipment calculations.
 6. Names of Superintendent, Foremen, Project Manager and other key personnel, and their day time, emergency telephone numbers and pagers.
 7. Security Plan including sketches necessary to clearly describe the plan.
 8. Emergency evacuation plan for injured workers, compressor failure, fire and other emergencies.
- J. Submit at Pre-construction Meeting manufacturer's certification that vacuums, equipment filters, and other local exhaust ventilation equipment conform to ANSI Z9.2-1979.
- K. Provide proof of Contractor's License and Asbestos Certification from the Contractor Licensing Board, and proof of registration with the Division of Occupational Safety and Health in accordance with California Labor Code, Section 6501.

PART 2 - PRODUCTS

2.1 GENERAL

- A. Contractor shall furnish, provide and utilize the following products in the Work as specified herein.
- B. The Work is based on the materials, equipment and methods described in these specifications. COMPTON COMMUNITY COLLEGE DISTRICT or the Observation Service will consider proposals for substitutions of materials and equipment only when such proposals are accompanied by written technical product data.

ASBESTOS ABATEMENT

- C. No materials or equipment shall be substituted unless approved in writing by COMPTON COMMUNITY COLLEGE DISTRICT or the Observation Service.

2.2 PROTECTIVE COVERING (PLASTIC) AND DISPOSAL BAGS

- A. Shall be fire retardant plastic or equivalent with a thickness of ten mil, six mil, four mil and three mil polyethylene sheets. Disposal bags shall be pre-printed with labels as required by CFR 40 Part 60 or applicable CAL-OSHA requirements.

2.3 TAPE AND GLUE

- A. Duct Tape 2" or wider, or equal, and capable of sealing joints of adjacent sheets of plastic, and for attachment of plastic sheet to finished or unfinished surfaces of dissimilar materials. The bonding strength and seal must not be affected by mist, water, encapsulating agent or any other materials used in the work.

2.4 PROTECTIVE PACKAGING

- A. Appropriately labeled clear, double six (6) mil sealable polyethylene bags as a minimum.
- B. Bilingual labels (English and other appropriate language) on containment glove bags, waste packages, contaminated material packages and other containers shall be in accordance with EPA or OSHA standards.

2.5 WARNING LABELS AND SIGNS

- A. As required by 29 CFR 1910.1001, 29 CFR 1910.1200, 29 CFR 1926.58 and other pertinent state and local codes and regulations.

2.6 WETTING AGENT OR SURFACTANT

- A. Surfactant, or wetting agent, for amending water will be 50 percent polyoxyethylene polyglycol ether and 50 percent polyoxyethylene ether, or equivalent, at a concentration of one (1) ounce per five (5) gallons of water. The material must be odorless, non-flammable, non-toxic, non-irritant and non-carcinogenic.

2.7 ENCAPSULATING SEALER

- A. Shall be a penetrating or bridging type, pollution-free, water based, nontoxic, with a Class A fire classification as specified herein. Encapsulants with the ingredient Methylene Chloride are not acceptable unless the contractor can prove to COMPTON COMMUNITY COLLEGE DISTRICT's satisfaction that equal substitute materials are not available. If substitutes are not used, the Contractor shall submit with the asbestos plan, for approval, respiratory protection and negative air discharge procedures to protect workers, authorized personnel and the public from Methylene Chloride exposure. Material shall be flexible when cured, resistant to weathering, oxidation, aging and abuse.

2.8 LAGGING ADHESIVE

- A. Shall meet NFPA 90A Code, such as Arabol, Childers CP52, Insul-Coustic 102, or approved equal.

2.9 TOOLS AND EQUIPMENT

- A. Provide suitable tools for asbestos removal and encapsulation.
- B. HEPA vacuums shall comply with ANSI Z9.2-1979
- C. Ladders and scaffolds shall be of required OSHA dimensions and quantities so that all work surfaces can be easily and safely accessed.
- D. Electrical equipment shall be UL-listed and approved, and shall have ground-fault interrupt.
- E. Airless spray equipment shall have a nozzle pressure with an adjustable range of 400-1500 psi.

PART 3 - REQUIREMENTS FOR WORKER PROTECTION

3.1 TRAINING PROGRAM

- A. Each employee shall receive training in the proper handling of materials that contain asbestos, including all aspects of work procedures and protective measures, use of protective clothing and respiratory protection, use of showers, entry and exit procedures from Work areas and in OSHA regulations. Each employee shall also understand the health implications and risks involved, including the illness possible from exposure to airborne asbestos fibers and the increased risk of lung cancer associated with smoking cigarettes and asbestos exposure, understand the use and limits of the respiratory equipment to be used, and understand the purpose of medical surveillance and the monitoring of airborne quantities of asbestos as related to health and respiratory equipment. The training program shall comply with federal, state and local regulatory requirements.

- B. Emergency evacuation procedures to be followed in the event of Worker injury or shall be included in the worker training program.

3.2 DRESS AND EQUIPMENT

- A. Work clothes shall consist of disposable full-body coveralls, head covers, boots, rubber gloves or equivalent. Sleeves at wrists and cuffs at ankles shall be secured. Fire retardant full-body coveralls are required in areas of open flame, or where required by local regulations.
- B. Eye protection and hard hats shall be available as appropriate or as required by applicable safety regulations.
- C. Provide authorized visitors with suitable protective clothing, headgear, eye protection, and footwear whenever they are required to enter the Work area.

3.3 RESPIRATORS

- A. Respiratory protective equipment shall be MSHA/NIOSH approved in accordance with the provisions of 30 CFR Part 11. Respiratory instructions shall be posted in the clean room or work area.
- B. Half-mask or full-face air-purifying respirators with HEPA filters may be worn during the preparation and work being performed.
- C. The Contractor shall provide Workers with approved, permanently personally-issued and marked respirators with changeable filters. The Contractor shall provide a sufficient quantity of filters approved for Asbestos so that Workers can change filters during the workday. Filters shall not be used any longer than one (1) workday or whenever an increase in breathing resistance is detected. The respirator filters shall be stored at the job site in the Clean Room and shall be totally protected from exposure to asbestos before their use.
- D. Workers shall always wear a respirator, properly fitted on the face, in the Work Area, from the start of preparation work until all areas have been given written clearance by the Observation Service.

3.4 WORKER PROTECTION PROCEDURES

Bilingual (English and other appropriate language) Worker protection procedures must be posted in the Clean Room or Work Area. If the first language of all Workers is English, the bilingual procedures are excepted.

- A. Each Worker and Authorized Visitor shall, upon entering the job site: remove street clothes and put on a respirator and clean protective clothing before entering the Work Area.
- B. All Workers shall, each time they leave the Work Area: remove gross contamination from clothing before leaving the Work Area; proceed to the Equipment Room and remove all clothing except respirators; still wearing the respirator, proceed naked to the showers; clean the outside of the respirator with soap and water while showering; remove the respirator; thoroughly shampoo and wash themselves.
- C. Following showering and drying off, each Worker shall proceed directly to the Clean Room and dress in their personal clothing. Before reentering the Work Area, each Worker and Authorized Visitor shall put on a clean respirator and shall dress in clean protective clothing.
- D. Contaminated protective clothing and work footwear shall be stored in the Equipment Room when not in use in the Work Area. At appropriate times or upon completion of Asbestos Abatement, dispose of protective clothing and footwear as contaminated waste, or launder in accordance with government regulations.
- E. Workers removing waste containers from the Equipment Decontamination Enclosure shall enter the Holding Area from outside wearing a respirator and dressed in clean disposable coveralls. No Worker shall use this system as a means to leave or enter the Washroom or the Work Area.
- F. The disposable clothing worn outside the Work Area shall be of different color or markings from the disposable clothing worn inside the Work Area.
- G. Workers shall not eat, drink, smoke, or chew gum or tobacco while in the Work Area. Workers and Authorized Visitors with beards or who are unshaven shall not enter the Work Area.

3.5 MEDICAL DOCUMENTS

- A. Before exposure to airborne Asbestos, the Contractor will provide each employee providing labor or professional services at the Project site with a current comprehensive medical exam, including a history of respiratory and gastrointestinal diseases, meeting the general definition outlined in 29 CFR 1910.1001, 29 CFR 1910.134, 29 CFR 1926.1101 and California Administrative Code Title 8, CAC Section 5208, page 442.2.1 sub-part 1. The contractor shall submit a current medical examination report. The medical report shall contain a statement from the examining physician that the employee can function normally wearing a respirator or that the safety or health of the employee or other employees will not be impaired by his use of a respirator.

No employee will be allowed to enter the Work Area without having first provided the completed copy of their medical examination to COMPTON COMMUNITY COLLEGE DISTRICT's Representative and until the medical report has been approved by the Observation Service.

3.6 EMPLOYEE IDENTIFICATION

- A. Each employee shall bring to the job at least two forms of identification, one of which has his/her photograph.

PART 4 - WORK EXECUTION - ASBESTOS ABATEMENT PROCEDURES

4.1 WORK AREA PREPARATION AND REMOVAL FOR ASBESTOS MATERIALS

- A. Preparation procedures for the Work including the removal the asbestos-containing materials and associated debris. Removal of these materials or other friable asbestos-containing materials, unless specified otherwise, shall be executed inside a fully "Contained" Work area.
 - 1. All surfaces and fixed objects including carpets in the Work areas shall be pre-cleaned using HEPA filtered vacuums and/or wet cleaning methods as appropriate. Methods that would raise dust, such as dry sweeping or vacuuming with equipment with non HEPA filters must not be used. Asbestos-containing materials must not be disturbed during the pre-cleaning phase.
 - 2. Contractor shall isolate the Work area for the duration of the Work by sealing all openings including, but not limited to, HVAC ducts, diffusers and grilles, skylights, doorways, and windows, with six (6) mil polyethylene taped securely to a clean surface. Spray adhesive, used on finished surfaces, should be avoided where possible. Construct barriers that enclose or separate Work Areas with wood or metal framing members and sheathed with 3/8" min. plywood. Barriers shall form a seal at vertical walls and at the floor deck above and below.
 - 3. HVAC systems shall be shut down. Contractor shall design the Work area preparation and engineering controls as specified and/or as required to prevent damage to and contamination of the affected HVAC system. Contractor shall remove HVA system filters, and pack them in protective six (6) mil polyethylene sheeting for proper disposal. The Contractor shall install new filters upon completion of all Work.
 - 4. Contractor shall remove all movable objects including but not limited to carpets from the Work area. All fixed and movable objects requiring cleaning shall be washed with amended water or cleaned with a HEPA filtered vacuum.

5. Clean and cover fixed and movable objects that remains in the Work area with six (6) mil polyethylene sheeting taped securely in place.
6. The objects removed shall be stored in a location designated by COMPTON COMMUNITY COLLEGE DISTRICT, and in a manner that will prevent contamination or damage to the objects. Damaged and missing objects will be replaced by the Contractor at his own expense and to the satisfaction of COMPTON COMMUNITY COLLEGE DISTRICT.
7. Seal and protect all light fixtures, exit signs and other electrical items, etc., that will remain within the Work area, with six (6) mil polyethylene, taped securely. The polyethylene cover shall be kept away from heat-generating electrical devices where fire or damage to the device is possible. Light fixtures and all other electrical items shall be thoroughly cleaned before covering.
8. Install 2' x 2' plexiglass observation window(s) at strategic location(s) in the "Containment" barrier to allow observation of work from outside the Work Area.
9. Seal all wall, plumbing, duct and other cavities to prevent asbestos materials contamination "fallout" from falling into cavities during the Work.
10. The Contractor shall check regularly (at beginning, middle and end of each shift as a minimum) all polyethylene isolation and containment (protective) barriers for punctures, loose seals, contact with heat-generating devices, etc. Problem areas shall be repaired or mended immediately.
11. Maintain existing emergency exits from the building. Maintain a minimum of two (2) exits from Work Areas where possible. The first exit shall be the Worker the Decontamination Enclosure System. The second exit may be the Equipment Decontamination Enclosure System or a ripcord type, emergency only exit in the plastic containment at a door, window or other appropriate location. Exits, where possible, shall be on opposite ends of the Work Area. All exits shall be labeled in bright letters or signage. The second exit shall be labeled "Emergency Exit Only." Establish alternative exits satisfactory to fire officials where existing building or Work Area emergency exits are unavoidably blocked by activities of this project.
12. Provide and maintain appropriate fire extinguishers inside and outside the Work.

13. All electrical power must be shut down during the wet removal or encapsulation phase of the Work. Provide temporary power and lighting when necessary, and ensure safe installation of temporary power sources and equipment per applicable electrical code requirements including appropriate ground fault protection. Temporary light fixtures will be explosion proof. Provide and maintain auxiliary diesel generator equipment where existing facility power is insufficient. Locate generator or vent generator exhaust in a manner that will prevent carbon monoxide hazards to workers and the public. When power shutdown is required, the Contractor shall check for conditions where shutdown will pose a danger to the building or to the building's components. Contractor shall take all precautions necessary, including inspections and testing, to insure the safety of his employees and other building occupants from electrical hazards during the course of the Work. Existing fire, smoke detection and other life safety systems shall be kept in operation at all times, or, the Contractor shall install and maintain a temporary system or alternate acceptable to COMPTON COMMUNITY COLLEGE DISTRICT and local fire officials.
14. The Contractor shall install and maintain negative air pressure equipment during the abatement and decontamination phases of the Work until the clearance test has passed. A sufficient amount of air shall be exhausted by the unit(s) to create a pressure of -0.02 inches of water within the Work area with respect to the area outside the Work area. A backup negative air unit must be in place in the event that the initial unit fails. In the event of a power failure, the backup emergency unit must be self-starting with a diesel generator back-up power. Locate the generator or vent generator exhaust in a manner that will prevent carbon monoxide hazards to workers and others in the building. When more than one negative air pressure unit is required, emergency power back-up is required for at least half of all the units.
15. Install and maintain a manometer from the time abatement begins until the clearance test has passed in all Work areas. All ratings must be recorded in writing for the duration of the Work. Report the readings to the Observation Service at the start and end of each work shift.
16. Notify the Observation Service twenty-four hours in advance of when preparatory steps will be completed. Asbestos Abatement Work shall not commence until: all preparation requirements have been completed; all tools, equipment, and materials are on hand; all required submittals, notices and permits have been approved, and until the Observation Service authorizes that Work may commence.

ASBESTOS ABATEMENT

17. Daily log: Maintain for the duration of the project from the first disturbance of asbestos-containing material, a sign-in/sign-out log. All persons performing work or visiting the site must print, sign, and date the logbook along with their company name showing duration at work site.
- B. Removal procedures for "Contained" Work:
1. Remove all visible accumulations of asbestos material and debris. Wet-clean all surfaces within the Work area to remove asbestos residue.
 2. Upon completion of the cleaning, the Contractor shall perform a complete visual inspection of the Work area to ensure that the Work area is free of any visible debris or residue.
 3. Upon completion of the visual inspection, the Contractor shall notify the Observation Service in advance that the Work area is ready for an inspection.
 4. Upon proper notification, the Observation Service will inspect the Work area for general conformance with the Specifications. Any nonconformance of the Work shall be remedied by the Contractor until the Work area is in compliance, and at the Contractor's expense.
 5. Once the inspection is performed and the Work is approved by the Observation Service, the Contractor shall encapsulate the surfaces where asbestos materials have been removed. All surfaces within ceiling and other accessible cavities where spray-applied or trowel-applied materials have been removed shall also be encapsulated. The encapsulant shall be compatible with the existing substrate and replacement materials and shall be rated to safely withstand the temperature of the items to which it will be applied.
 6. Upon completion of the encapsulation work, the Contractor shall notify the Observation Service in advance that the encapsulated surfaces are ready for inspection.
 7. Upon proper notification, the Observation Service will inspect the encapsulated surfaces for general conformance with the Specifications. Any nonconformance of the Work shall be remedied by the Contractor until the Work is in compliance and at the Contractor's expense.
 8. Upon successful compliance with the encapsulation inspection by the Observation Service, the Contractor shall remove the outer layer of plastic on the walls, floors, and ceilings (where applicable). The inner plastic layer and isolation barriers on vents, grilles, diffusers, etc., shall remain in place.

9. The Contractor shall repeat the necessary steps to remedy and correct the decontamination and encapsulation procedures in the event that the Contractor does not pass the inspection as conducted by the Observation Service. Remedial work shall be conducted by the Contractor at the Contractor's expense.
10. Wet-clean the Work area, wait twenty-four hours to allow for the settlement of dust, and again wet-clean, or clean with HEPA vacuum equipment, all surfaces within the Work area. After completing the second cleaning operation the Contractor shall perform a complete visual inspection of the Work Area to ensure that the Work Area is free of contamination.
11. Sealed drums and bags, and all equipment used in the Work area, shall be included in the cleanup and shall be removed from the Work area via the equipment decontamination enclosure system, at the appropriate time in the cleaning sequence.
12. Upon completion of the second cleaning operation, the Contractor shall notify the Observation Service twenty-four hours in advance that the Work area is ready for final inspection and air clearance testing. Contamination found during the final inspection shall be remedied by the Contractor at his expense.
13. Upon notification from the Observation Service that the Work area has passed the clearance testing, the Contractor shall proceed, where applicable in the Contract, the application of asbestos-free replacement materials and re-establish objects and systems as specified in these specifications. The inner plastic layer and isolation barriers may be removed by the Contractor at any time after the Work Area inspection has passed the clearance testing.
14. Upon completion of the application of replacement materials (where applicable), or after the removal of the inner plastic layer, isolation barriers and the re-establishment of objects and systems, the Contractor shall notify the Observation Service twenty-four hours in advance that the Work area is ready for Review.
15. Upon notification, the Observation Service and COMPTON COMMUNITY COLLEGE DISTRICT's Representative will review the Work area. Improper application of replacement materials, unapproved damage to the facility or its contents, or improper re-establishment of objects and systems discovered during the review shall be itemized on a punch list for correction by the Contractor at his expense. If no deficiencies are discovered the Contract or this portion of the Contract shall be approved in writing by the Observation Service and COMPTON COMMUNITY COLLEGE DISTRICT's Representative as complete. If deficiencies are noted, continue with the subsequent procedures.

ASBESTOS ABATEMENT

16. Upon correction of the punch list deficiencies the Contractor shall notify the Observation Service and COMPTON COMMUNITY COLLEGE DISTRICT 's Representative in advance that the Work area is ready for final review.

Upon notification, the Observation Service and COMPTON COMMUNITY COLLEGE DISTRICT's Representative will review the corrected Punch List deficiencies. If deficiencies have not been properly corrected, the Contractor shall repeat, at his expense, the above mentioned procedures until all deficiencies have been corrected and approved.

4.2 DECONTAMINATION ENCLOSURE SYSTEMS

- A. Decontamination enclosure system for asbestos abatement work in "Contained" Work areas:

1. Construct a decontamination enclosure system for the Work area consisting of three separate enclosed chambers as follows:
 - a. Equipment chamber with an air lock to the Work area and a curtained doorway to the shower room.
 - b. Shower chamber with two curtained doorways, one to the equipment chamber and one to the clean chamber. The shower chamber shall contain one shower with hot and cold or warm water. Careful attention shall be paid to the shower enclosure to ensure against air and water leaks. Trap shower waste using filters having a maximum pore size of 1.0 micron, and drain into a sanitary sewer. Replace filters when they become clogged. Ensure a supply of soap and disposable towels at all times in the shower chamber.
 - c. Clean chamber with one curtained doorway into the shower and one entrance or exit to non-contaminated areas of the building. The clean chamber shall have sufficient space for storage of the worker's street clothes, towels, and other non-contaminated items.
2. Construct an equipment decontamination enclosure system consisting of two totally enclosed chambers as follows:
 - a. Washroom with an air lock to a designated staging area of the Work Area and a curtained doorway to the holding chamber.
 - b. Holding chamber with a curtained doorway to the washroom and a doorway to an uncontaminated area.

4.3 DISPOSAL

- A. Waste Transportation: Submit the method of transport of hazardous and non-hazardous waste including name, address, EPA I.D. number and telephone number of transporter.
- B. Waste Site: Submit for approval the name, class, address, EPA I.D. number and telephone number of hazardous waste site(s) to be utilized for disposal.
- C. Waste Manifest: Submit for approval at the Pre-Construction meeting a filled out Waste Manifest form. For Waste Manifest purposes the Generator is the facility of the subject work. Obtain necessary information for this purpose from COMPTON COMMUNITY COLLEGE DISTRICT. Give a copy of the Waste Manifest to Observation Service for each required shipment.
- D. Containers to be loaded for transportation from the Holding Area must be removed by Workers who have entered from uncontaminated areas, dressed in clean overalls. Workers must not enter from the Holding Area into the Washroom or the Work Area.
 - 1. The sealed asbestos containers shall be delivered to Contractor's pre designated approved non-hazardous waste site for burial; in accordance with local Air Pollution Control District Regulations.
- E. Notify COMPTON COMMUNITY COLLEGE DISTRICT 48 hours in advance of the time when asbestos materials are to be removed from the site.
- F. Contractor shall be responsible for safe handling and transportation of waste generated by this Contract to the designated waste site.
- G. Contractor shall hold COMPTON COMMUNITY COLLEGE DISTRICT harmless for claims, damages, losses, and expenses against COMPTON COMMUNITY COLLEGE DISTRICT, including attorney's fees arising out of or resulting from asbestos spills on the site or spills on route to the disposal site.

4.4 ASBESTOS WHICH REMAINS

- A. For asbestos-containing materials which cannot be removed as originally specified in these Contract Documents:
 - 1. Apply a mist of encapsulating sealer into concealed areas with an airless sprayer, set at low pressure, to obtain absorption, good coverage, and penetration.
 - 2. Contractor shall follow safety precautions required by manufacturer when handling sealer.

ASBESTOS ABATEMENT

4.5 AIR MONITORING AND TESTING

A. Area Air Monitoring:

1. Throughout the removal and cleaning operations, area air monitoring shall be conducted by the Observation Service to ensure that the Contractor's work practices are minimizing worker and public exposures to airborne asbestos fibers in accordance with applicable codes, regulations, and ordinances. Fiber counting shall be done by the PCM Method No. 7400 established by NIOSH, with the following as minimum samples recommended by the EPA:

<u>Areas To Be Sampled</u>	<u>Minimum No of Samples</u>	<u>Minimum Volume</u>
Benchmark	1/work area	1300L
Work Area	1/work shift	1300L
Adjacent to Work Area	1/work shift	1300L
At Negative Air Equipment Exhaust	1/work shift	1300L

2. The Observation Service shall report the area air monitoring results to the Contractor on the following day. If area air monitoring results are exceed the required threshold, the Contractor shall make changes in their work practices to assure compliance with the following standards. Unsatisfactory results are fiber counts within the Work area in excess of the maximum acceptable level (0.1 fibers/cc) or fiber counts outside the Work area in excess of the benchmark.

B. Contractor Personal Air Monitoring:

1. The Contractor shall perform periodic personnel air monitoring at their own cost. Initial and periodic eight (8) hour TWA and thirty (30) minute excursion limit air monitoring of Worker exposures to airborne concentrations of asbestos fibers shall be in accordance with OSHA - CFR 1926.1101 requirements.
2. The Contractor shall report personal monitoring results to the Observation Service within 24 hours from the end of each work shift. Worker exposures to airborne asbestos concentrations shall not exceed the permissible exposure limit (PEL) of 8-hour time-weighted average (TWA) of 0.1 fibers per cubic centimeter of air, or the 1f/cc 30-minute period excursion limit.

C. Clearance Testing:

1. Contained Work Areas: The Contractor will not be released until final inspection and air testing are performed according to Transmission Electron Microscopy (TEM) Methods (dependent on the quantity of ACM removed in each containment) in accordance with the guidelines set forth in the Environmental Protection Agency's 40 CFR Part 763 Appendix A to subpart E.
2. If the air tests show that the Work area has not been decontaminated, the Contractor must repeat the cleaning and/or encapsulation application until the Work area is cleaned to the satisfaction of the Observation Service.

The contractor will be released only after final air clearance according to the AHERA air clearance criteria has been achieved.

4.6 REIMBURSEMENT OF COSTS OF COMPTON COMMUNITY COLLEGE DISTRICT OR THE OBSERVATION SERVICE

- A. In the event that inspections and/or air testing by the Observation Service or regulatory agencies shows that the Work area or any portion of the Work area is not decontaminated or if the Work is not in conformance with the Contract Documents, COMPTON COMMUNITY COLLEGE DISTRICT and the Observation Service will record all time, tests and project related expenses spent to monitor the Work until the work is in compliance. All time, and expenses recorded by COMPTON COMMUNITY COLLEGE DISTRICT and the Observation Service to monitor the above work, and all time, tests and project related expenses incurred by COMPTON COMMUNITY COLLEGE DISTRICT and the Observation Service beyond the contract time shall, at the discretion of COMPTON COMMUNITY COLLEGE DISTRICT, be paid for by the Contractor. The Contractor, promptly upon receipt of the invoice from COMPTON COMMUNITY COLLEGE DISTRICT, or the Observation Service, shall reimburse COMPTON COMMUNITY COLLEGE DISTRICT at the normal billing rate of COMPTON COMMUNITY COLLEGE DISTRICT or the Observation Service or the COMPTON COMMUNITY COLLEGE DISTRICT is authorized to withhold funds from the Contract for all time spent by the COMPTON COMMUNITY COLLEGE DISTRICT and the Observation Service.

4.7 STOPPING THE WORK

- A. If, at any time, the Observation Service decides that work practices are violating pertinent regulations, these contract documents or, in their opinion, endangering workers or the public, the Observation Service will immediately notify the Contractor that operations shall cease until corrective action is taken, and the Contractor shall take such corrective action before proceeding with the Work.

Cost for losses or damages due to a stop of the work shall be borne by the Contractor.

4.8 REPAIR AND PAINTING

- A. N/A

4.9 CLEANUP

- A. Contractor shall maintain a clean Project site during and upon completion of the Work. Cleaning shall be in accordance with these contract documents.

PART 5 - DEFINITIONS AND STANDARDS (General Industry Definitions)

- **Abatement:** Procedures to control fiber release from asbestos-containing building materials. Includes removal, encapsulation, and enclosure, repair, demolition and renovation activities.
- **Air Lock:** A system for permitting ingress and egress with minimum air movement between a contaminated area and an uncontaminated area. (See decontamination enclosure system plan in the drawing section of this Contract Document).
- **Air Monitoring:** The process of measuring the fiber content of a specific volume of air in a stated period of time.
- **Air Sampling Professional:** The professional contracted or employed to supervise air monitoring and analysis schemes. This individual is also responsible for recognition of technical deficiencies in Worker protection equipment and procedures during both planning and on-site phases of an abatement project. Acceptable Air Sampling Professionals include Industrial Hygienists, Environmental Engineers and Environmental Scientists with equivalent experience in asbestos air monitoring and worker protection.
- **Amended Water:** Water to which a surfactant has been added.
- **Area Monitoring:** Sampling of airborne fiber concentrations within the asbestos work area and outside the asbestos work area which are representative of the airborne concentrations of asbestos fibers which may reach the breathing zone.
- **Asbestos:** Means fibrous forms of various hydrated minerals including Chrysotile, (fibrous serpentine), Crocidolite (fibrous Riebeckite), Amosite (fibrous Cumingtonite-Grunerite), Fibrous Tremolite, fibrous Actinolite, and fibrous Anthophyllite.
- **Asbestos-Containing Material (ACM)** Material composed of asbestos of any type in an amount greater than 1 percent and by weight, either alone or mixed with other fibrous or non-fibrous materials.
- **Asbestos-Containing Construction Material (California definition):** Means any manufactured construction material which contains more than 1/10th of 1% asbestos by weight.
- **Asbestos Fibers:** Asbestos fibers having an aspect ratio of at least 3:1 and 5 micrometers in length.

- Authorized Visitor: COMPTON COMMUNITY COLLEGE DISTRICT's Project Team members, COMPTON COMMUNITY COLLEGE DISTRICT's Representative, Observation Service and any representative of a regulatory or other agency having jurisdiction over the Work.
- Clean Room: An uncontaminated area or room which is a part of the worker decontamination enclosure with provisions for storage of workers' street clothes and protective equipment.
- Contained Work Area: A Work Area which has been Isolated, Plasticized, and equipped with a Decontamination Enclosure System.
- Curtained Doorway: A device to allow ingress or egress from one area to another while permitting minimal air movement between the areas, typically constructed by placing three overlapping sheets of plastic over an existing or temporarily framed doorway, securing each along the top of the doorway, and securing the vertical edge of the outer two sheets along the opposite vertical side of the doorway (see detail on Decontamination Enclosure System Plan in the Drawing section of this Project Manual.)
- Decontamination Enclosure System: A series of connected rooms, with Air Locks or Curtained Doorways between any two adjacent rooms, for the decontamination of Workers and of materials and equipment. A Decontamination Enclosure System always contains at least one Air Lock to the Work Area (see standard Decontamination Enclosure System Plan in the Drawing section of this Project Manual.)
- Encapsulant (sealant): A liquid material which can be applied to Asbestos-Containing material and which controls the possible release of Asbestos fibers from the material either by creating a membrane over the surface (bridging encapsulant) or by penetrating into the material and binding its components together (penetrating encapsulant).
- Encapsulation: All herein-specified procedures necessary to apply an encapsulant to Asbestos-Containing building materials to control the possible release of Asbestos fibers into the ambient air.
- Enclosure: All herein-specified procedures necessary to enclose completely Asbestos-Containing Material behind airtight, impermeable, permanent barriers.
- Excursion Limit: An exposure of airborne concentrations of Asbestos fibers of one fiber per cubic centimeter of air (1f/cc) as averaged over a sampling period of thirty (30) minutes.
- Equipment Room: A contaminated area or room which is part of the Worker Decontamination Enclosure with provisions for storage of contaminated clothing and equipment.

- **Equipment Decontamination Enclosure:** That portion of a Decontamination Enclosure System designed for controlled transfer of materials, waste containers and equipment, typically consisting of a Washroom and a Holding Area.
- **Friable Asbestos Material (40 CFR, sub-part M Definition):** Material that contains more than one percent (1%) asbestos by weight and that can be broken, crumbled, pulverized, or reduced to powder by hand pressure when dry.
- **Fixed Object:** A unit of equipment or furniture or other building component which cannot be detached from the building or can only be detached by destructive methods resulting in irreparable damage to the item.
- **Glove bag Method:** A method with limited applications for removing small amounts of friable Asbestos-Containing material from HVAC ducts, short piping runs, valves, joints, elbows, and other non-planar surfaces in an Isolated (non-contaminated) Work Area. The glove bag (typically constructed of six [6] mil transparent WT plastic) has two inward-projecting long sleeve rubber gloves, one inward-projecting WT sleeve, an internal tool pouch, and an attached, labeled receptacle for Asbestos waste. The glove bag is constructed and installed in such a manner that it surrounds the object or area to be decontaminated and contains all Asbestos fibers released during the removal process. All Workers who are permitted to use the Glove bag Method must be highly trained, experienced, and skilled in this method.
- **HEPA Filter:** A high efficiency particulate air (HEPA) filter capable of trapping and retaining 99.97 percent of all mono-dispersed particles (Asbestos fibers) equal to or greater than 0.3 microns in mass median aerodynamic equivalent diameter.
- **HEPA Vacuum Equipment:** Vacuuming equipment with a HEPA filter system.
- **Holding Area:** A room in the Equipment Decontamination Enclosure located between the Washroom and an uncontaminated area. The Holding Area comprises an Air Lock.
- **Isolation:** The sealing of all openings into a Work Area.
- **Isolated (non-contained) Work Area:** A Work Area which is Isolated, but has not been Plasticized and may or may not be equipped with a Decontamination Enclosure System.
- **Movable Object:** A unit of equipment, furniture or other building component which is detached or can be detached from the building without destructive methods or results.
- **Negative Air Pressure Equipment:** A portable local exhaust system equipped with HEPA filtration and capable of maintaining a constant, low velocity air flow into contaminated areas from adjacent uncontaminated areas.

- **Non-friable Asbestos-Containing Material:** Material that contains more than one (1) percent Asbestos by weight in which the fibers have been locked in by a bonding agent, coating, binder, or other material so that the Asbestos is well bound and will not release fibers during any appropriate end-use, handling, demolition, storage, transportation, processing, or disposal.
- **Observation Service:** The agent of COMPTON COMMUNITY COLLEGE DISTRICT or COMPTON COMMUNITY COLLEGE DISTRICT's Representative who shall observe the Work, perform tests, verify that abatement methods and procedures specified by the Contract Documents are being complied with, and reports all observations and test results to COMPTON COMMUNITY COLLEGE DISTRICT or COMPTON COMMUNITY COLLEGE DISTRICT's Representative.
- **Owner:** COMPTON COMMUNITY COLLEGE DISTRICT.
- **Permissible Exposure Limit (PEL):** An airborne concentration of asbestos, Tremolite, Anthophyllite, Actinolite, or a combination of these minerals in excess of 0.1 fibers per cubic centimeter of air as an eight (8) hour time-weighted average (TWA), as determined by OSHA 29 CFR standards 1926.1101.
- **Personal Monitoring:** Sampling of Asbestos fiber concentrations within the breathing zone of an Asbestos Worker.
- **Plasticize:** To cover floors, walls and other structural elements of a Work Area with plastic sheeting as herein specified with all seams securely taped.
- **Removal:** All herein-specified procedures necessary to remove Asbestos-Containing materials from the designated areas and to dispose of these materials at an acceptable site.
- **Shower Room:** A room between the Clean Room and the Equipment Room in the Worker Decontamination Enclosure with hot and cold or warm running water, and suitably arranged for complete showering during decontamination. The Shower Room comprises an Air Lock between contaminated and clean areas.
- **Surfactant:** A chemical wetting agent added to water to reduce surface tension and improve penetration.
- **Washroom:** A room between the Work Area and the Holding Area in the Equipment Decontamination Enclosure System where equipment and waste containers are decontaminated. The Washroom comprises an Air Lock.
- **Wet Cleaning:** The process of eliminating Asbestos contamination from building surfaces and objects by using cloths, mops, or other cleaning tools which have been dampened with water, and by afterwards disposing of these cleaning tools as Asbestos-contaminated waste.

- **Work Area (Also known as "Regulated Area"):** Designated rooms, spaces, or areas of the Project in which Asbestos Abatement actions are to be undertaken or which may become contaminated as a result of such abatement actions. A Contained Work Area is a Work Area which has been Isolated, Plasticized, and equipped with a Decontamination Enclosure System. An Isolated (non-contaminated) Work Area is a Work Area which is Isolated, but has not been Plasticized and may or may not be equipped with a Decontamination Enclosure System.
- **Worker Decontamination Enclosure System:** That portion of a Decontamination Enclosure System designed for controlled passage of Workers, and other personnel and Authorized Visitors, typically consisting of a Clean Room, a Shower Room, and an Equipment Room.

END OF SECTION

LEAD-BASED PAINT PROJECT SPECIFICATIONS

For:

**COMPTON COLLEGE
PHASE 1 & 2 DEMOLITION PROJECT FOR
BUILDINGS U, V, Z, POOL BUILDING & OLD POLICE TRAILER
FOR THE PE COMPLEX
1111 EAST ARTESIA BOULEVARD
COMPTON, CALIFORNIA 90221**

PRESENTED TO:



**Compton Community College District
1111 East Artesia Boulevard
Compton, California 90221**

PRESENTED BY:



1322 Bell Avenue, Suite 1N
Tustin, CA 92780
Phone: 714-247-0024
Fax: 714-247-0025

Bainbridge Project #: 21028200.12
May 12, 2021

SECTION 02090 – LEAD ABATEMENT

PART 1 – GENERAL

The work required to be performed by the Contractor comprises the following:

Project Title: Compton Community College – Phase 1 & 2 Demolition Project of Buildings U, V, Z, Pool Building & Old Police Trailer for the PE Complex
Client: Compton Community College District
Location: 1111 East Artesia Boulevard, Compton, California 90221

1.1 WORK DESCRIPTION

The work included consists of furnishing labor, materials, permits, equipment, services, insurance including but not limited to the handling and transportation and disposal of lead-containing materials and waste resulting from the removal of lead-containing materials in various areas. This work shall be conducted by a licensed abatement contractor and certified personnel in accordance with all applicable Federal, State, and local regulations.

- A. Materials and their quantities to be abated shall be verified by the General Contractor/Abatement Contractor prior to the abatement work. Abatement work shall be cross-referenced and shall be coordinated with Compton Community College District. Refer to Bainbridge’s Comprehensive Asbestos and Lead-Based Paint Survey Report for Compton Community College – Phase 1 & 2 Demolition Project of Buildings U, V, Z, Pool Building & Old Police Trailer at the PE Complex dated April 22, 2021 for a full and complete description of the materials and locations surveyed. The lead-containing materials to be abated and their general location(s) and estimated quantities are as follows:

Lead-based Paint

XL No	Side	Building	Room	Source	Substrate	Color	Results	Positive Negative	Approx. Quantity
							mg/cm ²		
78	C	Building U	Office 7	Window Frame	Metal	White	0.8	Positive	800 Sq. ft.
183	D	Portico Adjoined to Building U and Building V	Exterior	Support Column	Metal	Dark Gray	3.0	Positive	250 Lin. Ft.

In the event that other materials are found to be similar or homogenous to the materials sampled, and determined to contain lead-based paint, those similar or homogenous materials will be considered assumed lead-based paint containing materials. Prior to bid, contractor is responsible for field verification of all identified and/or assumed lead-based paint materials, their quantities and measurements.

- A. Currently, the State of California, the U.S Department of Housing and Urban Development (HUD), and the Environmental Protection Agency (EPA) define lead-based paint as paint or other surface coating with lead content equal to or greater than 1.0 milligram per square centimeter (mg/cm²), 0.5% by weight and/or 5,000 parts per million lead on the surface area. However, The County of Los Angeles Department of Health Services (DHS) defines Lead-Based Paint as any paint or surface coating with concentrations of lead at or above 0.7 milligram per square centimeter (mg/cm²). Based on the location of the subject property in Los Angeles County the “abatement level” (threshold) setting of 0.7 mg/cm² will be used for this project.
- B. Lead abatement observation services shall be conducted by a third party consultant and shall be contracted directly by COMPTON COMMUNITY COLLEGE DISTRICT

1.2 REFERENCES

- A. The references listed are made a part of this specification to the extent referenced.

AMERICAN NATIONAL STANDARDS INSTITUTE (ANSI)

ANSI Z9.2	1979 Fundamentals Governing the Design and Operation of Local Exhaust Systems
ANSI Z88.2	1980 Respiratory Protection

HUD GUIDELINES

Guidelines for the Evaluation and Control of Lead containing materials Hazards in Housing 1995

Title X	(Residential Lead containing materials Hazard Reduction Act of 1992) of Housing and Community Development Act of 1992
---------	---

CALIFORNIA CODE OF REGULATIONS (CCR)

8 CCR	Section 1532.1 – Lead in Construction Standard
17 CCR	Division 1, Chapter 8 – Accreditation, Certification and Work Practices for Lead Based- Paint and Lead Hazards
22 CCR	California Code of Regulations – Hazardous Waste Requirements

CODE OF FEDERAL REGULATIONS (CFR)

29 CFR 1910	General Industry Standards
29 CFR 1910.1025	Lead Standard for General Industry
29 CFR 1910.134	Respiratory Protection

LEAD ABATEMENT

29 CFR 1910.1200	Hazard Communication
29 CFR 1910.245	Specifications for Accident Prevention (Sign and Tags)
29 CFR 1926	Construction Industry Standards
29 CFR 1926.55	Gases, Vapors, Fumes, Dusts, and Mists
29 CFR 1926.57	Ventilation
29 CFR 1926.62	Construction Industry Lead Standard
36 CFR 68	The Secretary of the Interior's Standards for the Treatment of Historic Properties. Washington, DC: US Department of the Interior, National Park Service, 1992.
40 CFR 260	Hazardous Waste Management Systems: General
40 CFR 261	Identification and Listing of Hazardous Waste
40 CFR 262	Generators of Hazardous Waste
40 CFR 263	Transporters of Hazardous Waste
40 CFR 264	States and Operators of Hazardous Waste Treatment, Storage, and Disposal Facilities
40 CFR 265	Interim Status and Standards for States and Operators of Hazardous Waste Treatment, Storage, and Disposal Facilities
40 CFR 268	Land Disposal Restrictions
40 CFR 172	Hazardous Materials Tables and Hazardous Materials Communications Regulations
40 CFR 178	Shipping Container Specification

UNDERWRITERS LABORATORIES INC. (UL)

UL 586	1990 High-Efficiency, Particulate, Air Filter Units
--------	---

1.3 CODES AND REGULATIONS

A. In addition to the requirements of this specification, comply with the following:

1.4.1 Clean Air Act (CAA) 40 CFR 52.

1.4.2 South Coast Air Quality Management District's (SCAQMD) Rule 1420.

1.5 GENERAL DESCRIPTION

The work includes the removal of lead hazards and coatings from surfaces scheduled to be impacted by the rehabilitation and demolition activities. Abate all lead containing materials hazards in accordance with these specifications and in accordance with all applicable regulations as noted herein. Additionally, the contractor will dispose of all debris.

1.6 QUALITY ASSURANCE

1.6.1 Medical Examinations

Before exposure to lead-contaminated dust, provide workers with a comprehensive medical examination as required by 8 CCR 1532.1, 29 CFR 1910.1025 and 29 CFR 1910.1200. The examination will not be required if adequate records show that employees have been examined as required by 8 CCR 1532.1, and 29 CFR 1910.1025 within the last year.

1.6.2 Medical Records

Maintain completed and accurate medical records of employees for a period of at least 40 years or for the duration of employment plus 20 years, whichever is longer.

1.6.3 Personnel Training

Train each employee performing paint removal and disposal in accordance with 17 CCR Div. 1 Chapter 8, 8 CCR 1532.1, and 29 CFR 1910.1025. Provide certificates for employee stating that the employee has received training.

1.6.4 Respiratory Protection Program

- A. Furnish each employee required to wear a negative pressure respirator or other appropriate type with a respirator fit at the time of initial fitting and at least every 6 months thereafter as required by 8 CCR 1532.1 and 29 CFR 1910.1025.
- B. Establish and implement a respiratory protection program as required by ANSI Z88.2, 29 CFR 1910.134, 29 CFR 1910.1025 and 29 CFR 1926.55.

1.6.5 Hazard Communication Program

Establish and implement a Hazard Communication Program as required by 29 CFR 1910.1200.

1.6.6 Hazardous Waste Management

The Hazard Waste Management plan shall comply with applicable requirements of federal, state, and local hazardous waste regulations and shall address:

- A. Identification of hazardous wastes associated with the work.
- B. Estimated quantities of wastes to be generated and disposed of.

- C. Names and qualifications of the contractor transporting, storing, treating, and disposing of the waste. Include the facility location and a 24-hour point of contact with name, address and telephone number. Identify what EPA, state and local hazardous waste permits are required to authorize/permit the transport, storage treatment and/or disposal of the hazardous materials and provide proof that the Contractor has obtained the required permits. Include EPA identification number, with expiration date.
- D. Names and qualifications (experience and training) of personnel who will be working on-site with hazardous wastes.
- E. Spill prevention, containment, and cleanup contingency measures to be implemented.
- F. Work plan and schedule for waste containment, removal and disposal. Waste shall be cleaned up and containerized daily.

1.6.7 Ambient Air Monitoring

Periodic ambient air monitoring shall be conducted using air-sampling equipment set between and downwind of the work area.

1.7 SUBMITTALS

Submit all required documents for the identification and confirmation for training, lead-paint medical examinations and the respiratory protection program of workers for this contract per the requirements by COMPTON COMMUNITY COLLEGE DISTRICT.

Also, submit the following:

1.7.1 Manufacturer's Catalog Data

- A. Vacuum Filters
- B. Respirators
- C. Instructions

1.7.2 Lead Containing Material Removal Plan

The Contractor must submit a detailed job-specific plan of the work procedures to be used in the removal of lead containing materials and lead hazards. The plan shall include a sketch showing the location, size, and details of lead control areas, location and details of decontamination rooms, change rooms, shower facilities, and mechanical ventilation system. Include in the plan, eating, drinking, smoking and restroom procedures, interface of trades, sequencing of lead related work, collected wastewater and paint debris disposal plan, air sampling plan, respirators, protective equipment, and a detailed description of the method of containment of the operation to ensure that airborne lead concentrations of 30 micrograms per cubic meter of air are not exceeded outside of the lead control area.

- A. Notification - Submit form 8551 to The California Department of Health Services with a copy to COMPTON COMMUNITY COLLEGE DISTRICT's Representative within 5 working days prior to the start of any lead removal work, as required by 17 CCR Div. 1 Chapter 8.
- B. Notify COMPTON COMMUNITY COLLEGE DISTRICT in writing 10 calendar days prior to the start of any lead removal work.

1.8 EQUIPMENT

1.8.1 Respirators

Furnish appropriate respirators approved by NIOSH, for use in atmospheres containing lead dust. Respirators shall comply with the requirements of 8 CCR 1532.1 and 29 CFR 1910.1025.

1.8.2 Special Protective Clothing

Furnish personnel who will be exposed to lead-contaminated dust with appropriate disposable protective whole body clothing, head covering, gloves, and foot coverings. Furnish appropriate disposable plastic or rubber gloves to protect hands.

1.8.3 Rental Equipment Notification

If rental equipment is to be used during lead containing material handling and disposal, notify the rental agency in writing concerning the intended use of the equipment. Furnish a copy of the written notification to COMPTON COMMUNITY COLLEGE DISTRICT.

PART 2 PRODUCTS

2.1 LEAD CONTAINING MATERIAL REMOVAL PRODUCTS

Submit applicable Material Safety Data Sheets for lead removal products used in removal work. Use the least toxic product acceptable to COMPTON COMMUNITY COLLEGE DISTRICT. Conform to 29 CFR 1926.57 for ventilation.

2.2 ENCAPSULATING SEALER (WHERE APPLICABLE)

Shall be a penetrating or bridging type, pollution-free sealer. Shall be L-B-C Lead Encapsulant brand or equal. Product shall have the lowest shell thickness for wall restoration work. Submit applicable Material Safety Data Sheets for seal coating. Use the least toxic product acceptable to COMPTON COMMUNITY COLLEGE DISTRICT. Conform to 29 CFR 1926.57 for ventilation.

PART 3 EXECUTION

3.1 PROTECTION

3.1.1 Lead Control Area Requirements

- A. Establish a lead control area by completely enclosing the area or structure where lead-containing material removal operations will be performed.
- B. Contain removal operations by the use of a negative pressure full containment system with at least one change room and with HEPA filtered exhaust.
- C. Verify that personnel are not in building affected areas at the time of lead material removal.

3.1.2 Protection of Existing Work to Remain

Perform lead material removal work without damage or contamination of adjacent areas. Where existing work is damaged or contaminated, restore work to its original condition.

3.1.3 Boundary Requirements

Provide physical boundaries around the lead control area by demarcating the area designated in the Contractor's Lead Containing Material Removal Plan, providing curtains, portable partitions or other enclosures to ensure that airborne concentrations of lead will not reach 30 micrograms per cubic meter of air outside of the lead control area.

3.1.4 Heating, Ventilating and Air Conditioning (HVAC) Systems

Shut down, lock out, and isolate HVAC systems that supply, exhaust, or supply through the lead control area. Seal intake and exhaust vents in the lead control area with 6-mil plastic sheet and tape. Seal seams in HVAC components that pass through the lead control area.

3.1.5 Change Room and Shower Facilities

Provide clean change rooms and shower facilities within the physical boundary around the designated lead control area in accordance with requirements of 8 CCR 1532.1 and 29 CFR 1910.1025.

3.1.6 Mechanical Ventilation System

- A. Use adequate ventilation to control personnel exposure to lead in accordance with 29 CFR 1926.57.
- B. To the extent feasible, use fixed local exhaust ventilation connected to HEPA filters. Local exhaust ventilation systems shall be designed, constructed, installed, and maintained in accordance with ANSI Z9.2.

3.1.7 Personnel Protection

Personnel shall wear and use protective clothing and equipment as specified herein. Eating, smoking, or drinking is not permitted in the lead control area. No one will be permitted in the lead control area unless they have appropriate training and protective equipment.

3.1.8 Warning Signs

Provide warning signs at approaches to lead control areas. Locate signs at such a distance that personnel may read the sign and take the necessary precautions before entering the area. Signs shall comply with the requirements of 8 CCR 1532.1 and 29 CFR 1910.1025. Signs shall be in both English and Spanish. Signs shall be at least 20" x 14" with bold lettering not smaller than 2" in size. Signs shall read as follows:

**WARNING
LEAD REMOVAL HAZARD
UNAUTHORIZED ENTRY PROHIBITED
NO SMOKING, EATING OR DRINKING ALLOWED IN THE WORK AREA**

3.2 WORK PROCEDURES

Perform removal of lead containing material in accordance with approved lead-containing material removal plan. Use procedures and equipment required to limit occupational and environmental exposure to lead when lead containing materials are removed in accordance with 29 CFR 1910.1025, except as specified herein. Dispose of removed materials and associated waste in compliance with Environmental Protection Agency (EPA), federal, state, and local requirements.

3.2.1 Monitoring

Monitoring of airborne concentrations of lead shall be in accordance with 8 CCR 1532.1 and 29 CFR 1910.1025 and as specified herein. Air monitoring, testing, and reporting shall be performed by a California Department of Health Services certified project monitor.

- A. The project monitor shall be on the job site to provide inspections of the lead containing materials removal work to ensure that the requirements of the Contract have been satisfied during the entire lead containing materials removal operation.
- B. Collect air samples and submit results of air monitoring samples within 48 hours after the air samples are collected. Notify COMPTON COMMUNITY COLLEGE DISTRICT or COMPTON COMMUNITY COLLEGE DISTRICT's Representative immediately of exposure to lead at or in excess of the action level of 30 micrograms per cubic meter of air outside of the lead control area.

3.2.2 Monitoring During Lead Removal Work

Perform area monitoring during the lead containing material removal operation. Sufficient area monitoring shall be conducted at the physical boundary to ensure unprotected personnel are not exposed above 30 micrograms per cubic meter of air at all times. If the outside boundary lead levels are at or exceed 30 micrograms per cubic meter of air, work shall be stopped and the Project Monitor shall notify the contractor to immediately correct the condition(s) causing the increased levels and notify the School District immediately. The Project Monitor shall review the sampling data collected on that day to determine if condition(s) requires any further change in work methods. Removal work shall resume when approval is given by the Project Monitor. The Contractor shall control the lead level outside of the work boundary to less than 30 micrograms per cubic meter of air at all times. As a minimum, conduct area monitoring daily on each shift in which lead removal operations are performed in areas immediately adjacent to the lead control taken on the downwind side of the lead control area.

If adjacent areas are contaminated, clean, visually inspect and take wipe samples (if applicable) of the contaminated areas. The Project Monitor shall certify that the area has been cleaned of lead contamination.

3.2.3 Clearance Testing and Standards

At the completion of lead abatement, final cleaning and waste removal, the project monitor will collect the necessary clearance samples as required by the HUD Guidelines and/or 17 CCR Div. 1 Chapter 8.

3.3 LEAD PAINT CONTAINING MATERIAL REMOVAL

Lead removal shall be performed in accordance with the accepted Contractor's Lead Removal Plan as modified and approved by COMPTON COMMUNITY COLLEGE DISTRICT. The lead removal plan shall comply with all applicable regulations noted in this specification. The plan shall address the method and procedures for the removal and/or stabilization of lead paint containing materials.

3.3.1 Selection of Removal Process

Select paint removal processes to minimize contamination of work areas with lead-contaminated dust or other lead-contaminated debris/waste. The following paint removal is unacceptable:

- A. Gas-fired open-flame burning.
- B. Grinding or sanding.
- C. Uncontained water blasting.
- D. Open abrasive blasting.

3.3.2 Surface Preparation

Avoid flash rusting or other deterioration of the substrate. Provide surface preparations for painting in accordance with COMPTON COMMUNITY COLLEGE DISTRICT's requirements.

3.4 CLEANUP AND DISPOSAL

3.4.1 Cleanup

Maintain surfaces of the lead control area free of accumulations of debris and dust. Restrict the spread of dust and debris; keep waste from being distributed outside the work area. Do not dry sweep or use compressed air to clean up the area. At the end of each shift and when the paint removal operation has been completed, clean the area of visible lead paint contamination by vacuuming with a HEPA filtered vacuum cleaner.

3.4.2 Testing of Lead-Containing Paint Residue and Used Abrasive

- A. Perform testing of lead-containing materials residue and used chemicals remover where indicated or when directed by COMPTON COMMUNITY COLLEGE DISTRICT, in accordance with 40 CFR 261 and TITLE 22 for hazardous waste.

LEAD ABATEMENT

3.4.3 Disposal

A third-party, independent consulting company (Bainbridge) will perform lead-waste characterization testing (TTLC/STLC) of abated lead-containing materials to determine Federal and State waste disposal requirements. Contingent upon waste characterization results; lead-containing waste disposal will be conducted as follows:

- A. Collect lead-contaminated waste, scrap, debris, bags, containers, equipment, and lead-contaminated clothing, which may produce airborne concentrations of lead particles. Label the containers in accordance with 29 CFR 1910.1025. Dispose of lead-contaminated waste material at an EPA, CCR and California Administrative Code (CAC) TITLE 22 approved hazardous waste treatment, storage, or disposal facility.
- B. Store waste materials in U.S. Department of Transportation (49 CFR 178) approved 55-gallon drums. Properly label each drum to identify the type of waste (49 CFR 172) and the date the drum was filled. COMPTON COMMUNITY COLLEGE DISTRICT or COMPTON COMMUNITY COLLEGE DISTRICT's Representative will assign an area for interim storage of waste-containing drums. Do not store hazardous waste drums in interim storage longer than 90 calendar days from the date affixed to each drum.
- C. Handle, store, transport and dispose lead or lead-contaminated waste in accordance with 40 CFR 260 through 40 CFR 265. Comply with land disposal restriction and notification as required by 40 CFR 268.

3.4.4 Disposal Documentation

Submit written evidence that the hazardous waste treatment, storage, or disposal facility (TSD) is approved for lead disposal by the EPA and state or local regulatory agencies. Submit one copy of the completed manifest, signed and dated by the initial transporter in accordance with 40 CFR 262.

3.4.5 Payment for Hazardous Waste

Payment for disposal of hazardous waste will not be made until a signed copy of the manifest from the treatment or disposal facility certifying the amount of lead-containing materials delivered is returned and a copy is furnished to COMPTON COMMUNITY COLLEGE DISTRICT.

4.0 DEFINITIONS

- A. Action Level for Airborne Lead Concentrations -- Employee exposure, without regard to use of respirators, to an airborne concentration of lead of 30 micrograms per cubic meter of air averaged over an 8-hour period. As used in this section, "30 micrograms per cubic meter of air" refers to the action level.

- B. Area monitoring -- Sampling of lead concentrations within the lead control area and inside the physical boundaries of the work area.
- C. Physical Boundary -- Area partitioned off around an enclosed lead control area to limit unauthorized entry of personnel.
- D. Project Monitor -- As used in this section, refers to a California Department of Health Services certified project monitor employed by COMPTON COMMUNITY COLLEGE DISTRICT as a third party monitoring service personnel.
- E. Change Rooms and Shower Facilities -- Rooms within the designated physical boundary around the lead control area equipped with separate storage facilities for clean protective work clothing and equipment and for street clothes which prevent cross-contamination.
- F. Decontamination Room -- Room for removal of contaminated personal protective equipment and clothing.
- G. Eight-Hour Time Weighted Average (TWA) -- Airborne concentration of lead averaged over an 8-hour workday to which an employee is exposed.
- H. High Efficiency Particulate Air (HEPA) Filter Equipment -- HEPA filtered vacuuming equipment system capable of collecting and retaining lead-contaminated paint dust.
- I. Lead -- Metallic lead, inorganic lead compounds. Excluded from this definition are other organic lead compounds.
- J. Lead Control Area -- An enclosed area or structure with full containment to prevent the spread of lead dust, paint chips, or debris of lead containing pain removal operations. The lead control area is isolated by physical boundaries to prevent unauthorized entry of personnel.
- K. Lead Permissible Exposure Limit (PEL) -- Fifty micrograms per cubic meter of air in an 8-hour time weighted average as determined by 8 CCR 1532.1 and 29 CFR 1910.1025.
- L. Personal Monitoring -- Sampling of lead concentrations within the breathing zone of an employee to determine the 8-hour time weighted average concentration in accordance with 8 CCR 1532.1 and 29 CFR 1910.1025. Samples shall be representative of the employee's work tasks. Breathing zone shall be considered an area within a hemisphere, forward of the shoulder, with a radius of 6 to 9 inches and the center at the nose or mouth of an employee.

LEAD ABATEMENT

- M. Hazard Abatement: Long-term measures to remove the hazards of lead-based paint through selective paint stripping of deteriorated areas; or, in some cases, replacement of deteriorated features.
- N. Hazard Control: Measures to reduce lead hazards to make housing safe for young children. Can be accomplished with interim (short-term) or hazard abatement (long-term) controls.
- O. Owner: COMPTON COMMUNITY COLLEGE DISTRICT.

END OF SECTION