



ACCOUNT NUMBER: **1151500708**

STATEMENT PERIOD: AUGUST 01, 2013 THROUGH AUGUST 31, 2013

BENEFIT TRUST COMPANY
5901 COLLEGE BLVD STE 100
OVERLAND PARK, KS 66211



COMPTON COMMUNITY COLLEGE
DISTRICT RETIREMENT BOARD OF
AUTHORITY

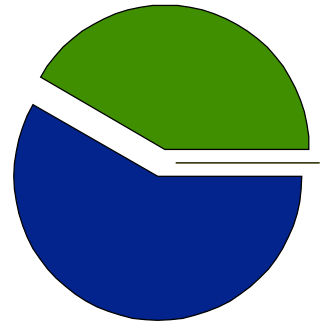
| | |
|----------------------------|--|
| ACCOUNT NAME: | COMPTON COMMUNITY COLLEGE DISTRICT FUTURIS PUBLIC ENTITY INVESTMENT TRUST |
| ADMINISTRATIVE OFFICER: | SCOTT W RANKIN 913-319-0340 SRANKIN@BENEFITTRUST.COM |
| INVESTMENT OFFICER: | SCOTT W RANKIN 913-319-0340 SRANKIN@BENEFITTRUST.COM |

ACCOUNT NUMBER: **11515000708**

STATEMENT PERIOD: AUGUST 01, 2013 THROUGH AUGUST 31, 2013

PORTFOLIO SUMMARY

| | TAX COST | MARKET VALUE | PERCENT |
|--|-------------------|-------------------|---------------|
| CASH AND EQUIVALENTS | 0.02- | 0.02- | 0.0% |
|  EQUITIES | 83,934.25 | 81,265.24 | 41.7% |
|  FIXED INCOME | 116,103.53 | 113,656.07 | 58.3% |
| TOTAL ASSETS | 200,037.76 | 194,921.29 | 100.0% |
| ACCRUED INCOME | | | |
| EQUITIES | 29.28 | 29.28 | |
| OTHER | 299.99 | 299.99 | |
| TOTAL ACCRUED INCOME | 329.27 | 329.27 | |
| TOTAL ASSETS & ACCRUALS | 200,367.03 | 195,250.56 | |
| BEGINNING MARKET VALUE | 198,899.82 | | |
| ENDING MARKET VALUE | 195,250.56 | | |



ACTIVITY SUMMARY

| | THIS PERIOD | YEAR TO DATE |
|-------------------------------|-------------------|-------------------|
| BEGINNING MARKET VALUE | 198,899.82 | 0.00 |
| PRIOR ACCRUALS | 340.27- | 0.00 |
| DIVIDENDS AND INTEREST | 194.71 | 194.71 |
| OTHER RECEIPTS | 194.71 | 200,194.71 |
| DISBURSEMENTS | 194.71- | 194.71- |
| FEEs | 154.61- | 154.61- |
| REALIZED GAIN/LOSS | 2.34- | 2.34- |
| CHANGE IN MARKET VALUE | 3,676.02- | 5,116.47- |
| CURRENT ACCRUAL | 329.27 | 329.27 |
| ENDING MARKET VALUE | 195,250.56 | 195,250.56 |

ACCOUNT NUMBER: **11515000708**

STATEMENT PERIOD: AUGUST 01, 2013 THROUGH AUGUST 31, 2013

PORTFOLIO DETAIL

| DESCRIPTION | MARKET VALUE/ TAX COST | MARKET PRICE/ COST PRICE | EST ANNUAL INCOME/ ACCRUED INC | CURRENT YIELD |
|-----------------------------------|---------------------------|-----------------------------|--------------------------------------|------------------|
| CASH AND EQUIVALENTS | | | | |
| CASH | 0.02- | | | |
| | 0.02- | | | |
| TOTAL CASH AND EQUIVALENTS | 0.02- | | 0.00 | 0.00 |
| | 0.02- | | 0.00 | |

| DESCRIPTION | TICKER | SHARES | MARKET VALUE/ TAX COST | MARKET PRICE/ COST PRICE | EST ANNUAL INCOME/ ACCRUED INC | CURRENT YIELD |
|---|--------|---------|--------------------------------------|-----------------------------|--------------------------------------|------------------|
| EQUITIES | | | | | | |
| BLACKROCK EQUITY DIVIDEND I | MADVX | 351.680 | 7,684.21 7,993.68 | 21.85 22.73 | 164.59 | 2.14 |
| BRANDES INSTL INTERNATIONAL EQUITY I | BIEX | 530.101 | 7,887.90 7,993.93 | 14.88 15.08 | 410.83 | 5.21 |
| COHEN & STEERS INSTL REALTY SHARES | CSRIX | 129.311 | 5,371.58 5,994.85 | 41.54 46.36 | 139.79 | 2.60 |
| JHANCOCK CLASSIC VALUE I | JCVIX | 356.703 | 7,658.41 7,993.72 | 21.47 22.41 | 87.04 | 1.14 |
| HARTFORD CAPITAL APPRECIATION Y | HCAYY | 213.736 | 9,776.28 9,992.15 | 45.74 46.75 | 85.71 | 0.88 |
| HARTFORD MIDCAP Y | HMDYX | 146.999 | 3,929.28 3,996.90 | 26.73 27.19 | 14.55 | 0.37 |
| NUVEEN TRADEWINDS VALUE OPPORTUNITIES I | NVORX | 172.329 | 5,860.91 5,995.34 | 34.01 34.79 | 208.86 | 3.56 |
| NUVEEN TRADEWINDS GLOBAL ALL-CAP I | NWGRX | 241.947 | 5,973.67 5,995.45 | 24.69 24.78 | 72.83 | 1.22 |
| PRUDENTIAL GLOBAL REAL ESTATE Z | PURZX | 87.917 | 1,848.02 1,998.37 | 21.02 22.73 | 28.66 | 1.55 |
| ROYCE GLOBAL VALUE INMVT | RGVIX | 780.652 | 9,812.80 9,992.34 | 12.57 12.80 | 96.80 | 0.99 |
| ROYCE SPECIAL EQUITY INSTL | RSEIX | 160.450 | 3,804.27 3,996.81 | 23.71 24.91 | 72.84 | 1.91 |
| THORNBURG INVESTMENT INCOME BUILDER I | TIBIX | 297.534 | 5,807.86 5,995.31 | 19.52 20.15 | 351.39 29.28 | 6.05 |
| THORNBURG INTERNATIONAL VALUE I | TGVIX | 201.865 | 5,850.05 5,995.40 | 28.98 29.70 | 77.31 | 1.32 |
| TOTAL EQUITIES | | | 81,265.24 83,934.25 | | 1,811.20 29.28 | 2.23 |

ACCOUNT NUMBER: **11515000708**

STATEMENT PERIOD: AUGUST 01, 2013 THROUGH AUGUST 31, 2013

PORTFOLIO DETAIL (CONTINUED)

| DESCRIPTION | RATING | PAR VALUE | MARKET VALUE/ TAX COST | MARKET PRICE/ COST PRICE | EST ANNUAL INCOME/ ACCRUED INC | YIELD CURRENT/ MATURITY |
|--|--------|-----------|--|--------------------------------|--------------------------------------|-------------------------------|
| FIXED INCOME | | | | | | |
| DELAWARE DIVERSIFIED INC INSTL | | 2,237.987 | 19,716.67 20,050.76 | 8.81 8.96 | 790.01 65.83 | 4.01 |
| LEGG MASON BW GLOBAL OPPS BD IS | | 720.851 | 7,698.69 8,001.33 | 10.68 11.10 | 331.59 27.63 | 4.31 |
| METROPOLITAN WEST TOTAL RETURN BOND I | | 1,885.144 | 19,831.71 20,001.36 | 10.52 10.61 | 706.93 58.91 | 3.56 |
| OPPENHEIMER INTERNATIONAL BOND Y | | 1,618.414 | 9,645.75 10,001.70 | 5.96 6.18 | 419.17 34.93 | 4.35 |
| PRUDENTIAL TOTAL RETURN BOND Z | | 1,416.633 | 19,620.37 20,002.75 | 13.85 14.12 | 730.98 60.92 | 3.73 |
| TEMPLETON GLOBAL BOND ADV FUND | | 1,379.656 | 17,425.06 18,044.70 | 12.63 13.08 | 1,004.39 | 5.76 |
| WESTERN ASSET CORE PLUS BOND I | | 1,770.002 | 19,717.82 20,000.93 | 11.14 11.30 | 621.27 51.77 | 3.15 |
| TOTAL FIXED INCOME | | | 113,656.07 116,103.53 | | 4,604.34 299.99 | 4.05 |
| GRAND TOTAL ASSETS | | | 194,921.29 200,037.76 | | 6,415.54 329.27 | 3.29 |

ACCOUNT NUMBER: **11515000708**

STATEMENT PERIOD: AUGUST 01, 2013 THROUGH AUGUST 31, 2013

TRANSACTION DETAIL

| DATE | DESCRIPTION | PRINCIPAL CASH | INCOME CASH | COST | GAIN / LOSS |
|--------------------------|---|----------------|-------------|------------|-------------|
| BEGINNING BALANCE | | 0.00 | 0.00 | 200,000.00 | |
| DIVIDENDS | | | | | |
| 08/02/13 | 592905509 DIVIDEND ON METROPOLITAN WEST TOTAL RETURN BOND I PAYABLE 07/31/2013 EFFECTIVE 07/31/2013 | | 16.97 | | |
| 08/02/13 | 957663503 DIVIDEND ON WESTERN ASSET CORE PLUS BOND I PAYABLE 07/31/2013 EFFECTIVE 07/31/2013 | | 16.65 | | |
| 08/05/13 | 74440B405 DIVIDEND ON PRUDENTIAL TOTAL RETURN BOND Z PAYABLE 07/31/2013 EFFECTIVE 07/31/2013 | | 18.49 | | |
| 08/05/13 | 524686318 DIVIDEND ON LEGG MASON BW GLOBAL OPPS BD IS PAYABLE 07/31/2013 EFFECTIVE 07/31/2013 | | 7.65 | | |
| 08/06/13 | 68380T509 DIVIDEND ON OPPENHEIMER INTERNATIONAL BOND Y PAYABLE 07/31/2013 EFFECTIVE 07/31/2013 | | 9.58 | | |
| 08/19/13 | 880208400 DIVIDEND ON 1,376.147 SHS TEMPLETON GLOBAL BOND ADV FUND AT .0428 PER SHARE PAYABLE 08/19/2013 EX DATE 08/15/2013 | | 58.90 | | |
| 08/23/13 | 246248587 DIVIDEND ON DELAWARE DIVERSIFIED INC INSTL PAYABLE 08/21/2013 EFFECTIVE 08/21/2013 | | 66.47 | | |
| TOTAL DIVIDENDS | | 0.00 | 194.71 | 0.00 | 0.00 |
| OTHER RECEIPTS | | | | | |
| 08/02/13 | 592905509 RECEIVED FROM INCOME ON METROPOLITAN WEST TOTAL RETURN BOND I EFFECTIVE 07/31/2013 FOR REINVESTMENT | 16.97 | | | |
| 08/02/13 | 957663503 RECEIVED FROM INCOME ON WESTERN ASSET CORE PLUS BOND I EFFECTIVE 07/31/2013 FOR REINVESTMENT | 16.65 | | | |
| 08/05/13 | 74440B405 RECEIVED FROM INCOME ON PRUDENTIAL TOTAL RETURN BOND Z EFFECTIVE 07/31/2013 FOR REINVESTMENT | 18.49 | | | |

ACCOUNT NUMBER: **11515000708**

STATEMENT PERIOD: AUGUST 01, 2013 THROUGH AUGUST 31, 2013

TRANSACTION DETAIL (CONTINUED)

| DATE | DESCRIPTION | PRINCIPAL CASH | INCOME CASH | COST | GAIN / LOSS |
|-----------------------------|--|----------------|-------------|-------------|-------------|
| 08/05/13 | 524686318 RECEIVED FROM INCOME ON LEGG MASON BW GLOBAL OPPS BD IS EFFECTIVE 07/31/2013 FOR REINVESTMENT | 7.65 | | | |
| 08/06/13 | 68380T509 RECEIVED FROM INCOME ON OPPENHEIMER INTERNATIONAL BOND Y EFFECTIVE 07/31/2013 FOR REINVESTMENT | 9.58 | | | |
| 08/19/13 | 880208400 RECEIVED FROM INCOME ON TEMPLETON GLOBAL BOND ADV FUND FOR REINVESTMENT | 58.90 | | | |
| 08/23/13 | 246248587 RECEIVED FROM INCOME ON DELAWARE DIVERSIFIED INC INSTL EFFECTIVE 08/21/2013 FOR REINVESTMENT | 66.47 | | | |
| TOTAL OTHER RECEIPTS | | 194.71 | 0.00 | 0.00 | 0.00 |
| PURCHASES | | | | | |
| 08/02/13 | 592905509 PURCHASED 1.601 SHS METROPOLITAN WEST TOTAL RETURN BOND I ON 07/31/2013 AT 10.60 FOR REINVESTMENT | 16.97- | | 16.97 | |
| 08/02/13 | 957663503 PURCHASED 1.481 SHS WESTERN ASSET CORE PLUS BOND I ON 07/31/2013 AT 11.24 FOR REINVESTMENT | 16.65- | | 16.65 | |
| 08/05/13 | 74440B405 PURCHASED 1.317 SHS PRUDENTIAL TOTAL RETURN BOND Z ON 07/31/2013 AT 14.04 FOR REINVESTMENT | 18.49- | | 18.49 | |
| 08/05/13 | 524686318 PURCHASED .699 SHS LEGG MASON BW GLOBAL OPPS BD IS ON 07/31/2013 AT 10.95 FOR REINVESTMENT | 7.65- | | 7.65 | |
| 08/06/13 | 68380T509 PURCHASED 1.565 SHS OPPENHEIMER INTERNATIONAL BOND Y ON 07/31/2013 AT 6.12 FOR REINVESTMENT | 9.58- | | 9.58 | |
| 08/19/13 | 880208400 PURCHASED 4.594 SHS TEMPLETON GLOBAL BOND ADV FUND ON 08/19/2013 AT 12.82 FOR REINVESTMENT | 58.90- | | 58.90 | |

ACCOUNT NUMBER: **11515000708**

STATEMENT PERIOD: AUGUST 01, 2013 THROUGH AUGUST 31, 2013

TRANSACTION DETAIL (CONTINUED)

| DATE | DESCRIPTION | PRINCIPAL CASH | INCOME CASH | COST | GAIN / LOSS |
|----------------------------------|--|----------------|----------------|---------------|-------------|
| 08/23/13 | 246248587 PURCHASED 7.597 SHS DELAWARE DIVERSIFIED INC INSTL ON 08/21/2013 AT 8.75 FOR REINVESTMENT | 66.47- | | 66.47 | |
| TOTAL PURCHASES | | 194.71- | 0.00 | 194.71 | 0.00 |
| FEES | | | | | |
| | NET FEE TO FOR THE PERIOD | 154.61- | | | |
| TOTAL FEES | | 154.61- | 0.00 | 0.00 | 0.00 |
| OTHER DISBURSEMENTS | | | | | |
| 08/02/13 | 592905509 TRANSFER TO PRINCIPAL ON METROPOLITAN WEST TOTAL RETURN BOND I EFFECTIVE 07/31/2013 FOR REINVESTMENT | | 16.97- | | |
| 08/02/13 | 957663503 TRANSFER TO PRINCIPAL ON WESTERN ASSET CORE PLUS BOND I EFFECTIVE 07/31/2013 FOR REINVESTMENT | | 16.65- | | |
| 08/05/13 | 74440B405 TRANSFER TO PRINCIPAL ON PRUDENTIAL TOTAL RETURN BOND Z EFFECTIVE 07/31/2013 FOR REINVESTMENT | | 18.49- | | |
| 08/05/13 | 524686318 TRANSFER TO PRINCIPAL ON LEGG MASON BW GLOBAL OPPS BD IS EFFECTIVE 07/31/2013 FOR REINVESTMENT | | 7.65- | | |
| 08/06/13 | 68380T509 TRANSFER TO PRINCIPAL ON OPPENHEIMER INTERNATIONAL BOND Y EFFECTIVE 07/31/2013 FOR REINVESTMENT | | 9.58- | | |
| 08/19/13 | 880208400 TRANSFER TO PRINCIPAL ON TEMPLETON GLOBAL BOND ADV FUND FOR REINVESTMENT | | 58.90- | | |
| 08/23/13 | 246248587 TRANSFER TO PRINCIPAL ON DELAWARE DIVERSIFIED INC INSTL EFFECTIVE 08/21/2013 FOR REINVESTMENT | | 66.47- | | |
| TOTAL OTHER DISBURSEMENTS | | 0.00 | 194.71- | 0.00 | 0.00 |

ACCOUNT NUMBER: **11515000708**

STATEMENT PERIOD: AUGUST 01, 2013 THROUGH AUGUST 31, 2013

TRANSACTION DETAIL (CONTINUED)

| DATE | DESCRIPTION | PRINCIPAL CASH | INCOME CASH | COST | GAIN / LOSS |
|-----------------------------|---|----------------|-------------|-------|-------------|
| SALES AND MATURITIES | | | | | |
| 08/16/13 | 09251M504 SOLD .106 SHS BLACKROCK EQUITY DIVIDEND ON 08/15/2013 AT 22.29 | 2.36 | | 2.41- | 0.05- |
| 08/16/13 | 105262703 SOLD .154 SHS BRANDES INSTL INTERNATIONAL EQUITY ON 08/15/2013 AT 15.34 | 2.36 | | 2.32- | 0.04 |
| 08/16/13 | 19247U106 SOLD .042 SHS COHEN & STEERS INSTL REALTY SHARES ON 08/15/2013 AT 42.55 | 1.77 | | 1.95- | 0.18- |
| 08/16/13 | 246248587 SOLD .668 SHS DELAWARE DIVERSIFIED INC INSTL ON 08/15/2013 AT 8.83 | 5.90 | | 5.99- | 0.09- |
| 08/16/13 | 409902756 SOLD .107 SHS JHANCOCK CLASSIC VALUE ON 08/15/2013 AT 22.07 | 2.36 | | 2.40- | 0.04- |
| 08/16/13 | 416645604 SOLD .064 SHS HARTFORD CAPITAL APPRECIATION Y ON 08/15/2013 AT 46.08 | 2.95 | | 2.99- | 0.04- |
| 08/16/13 | 416645687 SOLD .044 SHS HARTFORD MIDCAP Y ON 08/15/2013 AT 27.06 | 1.18 | | 1.20- | 0.02- |
| 08/16/13 | 524686318 SOLD .217 SHS LEGG MASON BW GLOBAL OPPS BD IS ON 08/15/2013 AT 10.88 | 2.36 | | 2.41- | 0.05- |
| 08/16/13 | 592905509 SOLD .56 SHS METROPOLITAN WEST TOTAL RETURN BOND ON 08/15/2013 AT 10.54 | 5.90 | | 5.94- | 0.04- |
| 08/16/13 | 67064Y636 SOLD .051 SHS NUVEEN TRADEWINDS VALUE OPPORTUNITIES ON 08/15/2013 AT 34.69 | 1.77 | | 1.77- | |
| 08/16/13 | 67065W761 SOLD .07 SHS NUVEEN TRADEWINDS GLOBAL ALL-CAP ON 08/15/2013 AT 25.32 | 1.77 | | 1.73- | 0.04 |
| 08/16/13 | 68380T509 SOLD .485 SHS OPPENHEIMER INTERNATIONAL BOND Y ON 08/15/2013 AT 6.08 | 2.95 | | 3.00- | 0.05- |

ACCOUNT NUMBER: **11515000708**

STATEMENT PERIOD: AUGUST 01, 2013 THROUGH AUGUST 31, 2013

TRANSACTION DETAIL (CONTINUED)

| DATE | DESCRIPTION | PRINCIPAL CASH | INCOME CASH | COST | GAIN / LOSS |
|----------|---|----------------|-------------|-------|-------------|
| 08/16/13 | 744336504 SOLD .027 SHS PRUDENTIAL GLOBAL REAL ESTATE Z ON 08/15/2013 AT 21.56 | 0.59 | | 0.61- | 0.02- |
| 08/16/13 | 74440B405 SOLD .425 SHS PRUDENTIAL TOTAL RETURN BOND Z ON 08/15/2013 AT 13.89 | 5.90 | | 6.00- | 0.10- |
| 08/16/13 | 780811824 SOLD .228 SHS ROYCE GLOBAL VALUE INMVT ON 08/15/2013 AT 12.94 | 2.95 | | 2.92- | 0.03 |
| 08/16/13 | 780905535 SOLD .049 SHS ROYCE SPECIAL EQUITY INSTL ON 08/15/2013 AT 24.23 | 1.18 | | 1.22- | 0.04- |
| 08/16/13 | 880208400 SOLD .414 SHS TEMPLETON GLOBAL BOND ADV FUND ON 08/15/2013 AT 12.82 | 5.31 | | 5.42- | 0.11- |
| 08/16/13 | 885215467 SOLD .089 SHS THORNBURG INVESTMENT INCOME BUILDER I ON 08/15/2013 AT 19.97 | 1.77 | | 1.79- | 0.02- |
| 08/16/13 | 885215566 SOLD .059 SHS THORNBURG INTERNATIONAL VALUE I ON 08/15/2013 AT 29.99 | 1.77 | | 1.75- | 0.02 |
| 08/16/13 | 957663503 SOLD .53 SHS WESTERN ASSET CORE PLUS BOND I ON 08/15/2013 AT 11.14 | 5.90 | | 5.99- | 0.09- |
| 08/19/13 | 09251M504 SOLD .172 SHS BLACKROCK EQUITY DIVIDEND I ON 08/16/2013 AT 22.22 | 3.82 | | 3.91- | 0.09- |
| 08/19/13 | 105262703 SOLD .249 SHS BRANDES INSTL INTERNATIONAL EQUITY I ON 08/16/2013 AT 15.34 | 3.82 | | 3.75- | 0.07 |
| 08/19/13 | 19247U106 SOLD .069 SHS COHEN & STEERS INSTL REALTY SHARES ON 08/16/2013 AT 41.50 | 2.87 | | 3.20- | 0.33- |
| 08/19/13 | 246248587 SOLD 1.085 SHS DELAWARE DIVERSIFIED INC INSTL ON 08/16/2013 AT 8.81 | 9.56 | | 9.72- | 0.16- |

ACCOUNT NUMBER: **11515000708**

STATEMENT PERIOD: AUGUST 01, 2013 THROUGH AUGUST 31, 2013

TRANSACTION DETAIL (CONTINUED)

| DATE | DESCRIPTION | PRINCIPAL CASH | INCOME CASH | COST | GAIN / LOSS |
|----------|---|----------------|-------------|-------|-------------|
| 08/19/13 | 409902756 SOLD .173 SHS JHANCOCK CLASSIC VALUE I ON 08/16/2013 AT 22.09 | 3.82 | | 3.88- | 0.06- |
| 08/19/13 | 416645604 SOLD .104 SHS HARTFORD CAPITAL APPRECIATION Y ON 08/16/2013 AT 46.02 | 4.78 | | 4.86- | 0.08- |
| 08/19/13 | 416645687 SOLD .07 SHS HARTFORD MIDCAP Y ON 08/16/2013 AT 27.01 | 1.91 | | 1.90- | 0.01 |
| 08/19/13 | 524686318 SOLD .352 SHS LEGG MASON BW GLOBAL OPPTS BD IS ON 08/16/2013 AT 10.84 | 3.82 | | 3.91- | 0.09- |
| 08/19/13 | 592905509 SOLD .911 SHS METROPOLITAN WEST TOTAL RETURN BOND I ON 08/16/2013 AT 10.50 | 9.56 | | 9.67- | 0.11- |
| 08/19/13 | 67064Y636 SOLD .083 SHS NUVEEN TRADEWINDS VALUE OPPORTUNITIES I ON 08/16/2013 AT 34.57 | 2.87 | | 2.89- | 0.02- |
| 08/19/13 | 67065W761 SOLD .114 SHS NUVEEN TRADEWINDS GLOBAL ALL-CAP I ON 08/16/2013 AT 25.23 | 2.87 | | 2.82- | 0.05 |
| 08/19/13 | 68380T509 SOLD .789 SHS OPPENHEIMER INTERNATIONAL BOND Y ON 08/16/2013 AT 6.06 | 4.78 | | 4.88- | 0.10- |
| 08/19/13 | 744336504 SOLD .045 SHS PRUDENTIAL GLOBAL REAL ESTATE Z ON 08/16/2013 AT 21.31 | 0.96 | | 1.02- | 0.06- |
| 08/19/13 | 74440B405 SOLD .69 SHS PRUDENTIAL TOTAL RETURN BOND Z ON 08/16/2013 AT 13.85 | 9.56 | | 9.74- | 0.18- |
| 08/19/13 | 780811824 SOLD .37 SHS ROYCE GLOBAL VALUE INMVT ON 08/16/2013 AT 12.94 | 4.78 | | 4.74- | 0.04 |
| 08/19/13 | 780905535 SOLD .079 SHS ROYCE SPECIAL EQUITY INSTL ON 08/16/2013 AT 24.19 | 1.91 | | 1.97- | 0.06- |

ACCOUNT NUMBER: **11515000708**

STATEMENT PERIOD: AUGUST 01, 2013 THROUGH AUGUST 31, 2013

TRANSACTION DETAIL (CONTINUED)

| DATE | DESCRIPTION | PRINCIPAL CASH | INCOME CASH | COST | GAIN / LOSS |
|-----------------------------------|---|----------------|-------------|-------------------|--------------|
| 08/19/13 | 880208400 SOLD .671 SHS TEMPLETON GLOBAL BOND ADV FUND ON 08/16/2013 AT 12.81 | 8.60 | | 8.78- | 0.18- |
| 08/19/13 | 885215467 SOLD .144 SHS THORNBURG INVESTMENT INCOME BUILDER I ON 08/16/2013 AT 19.90 | 2.87 | | 2.90- | 0.03- |
| 08/19/13 | 885215566 SOLD .096 SHS THORNBURG INTERNATIONAL VALUE I ON 08/16/2013 AT 29.88 | 2.87 | | 2.85- | 0.02 |
| 08/19/13 | 957663503 SOLD .861 SHS WESTERN ASSET CORE PLUS BOND I ON 08/16/2013 AT 11.10 | 9.56 | | 9.73- | 0.17- |
| TOTAL SALES AND MATURITIES | | 154.59 | 0.00 | 156.93- | 2.34- |
| ENDING BALANCE | | 0.02- | 0.00 | 200,037.78 | 2.34- |

ACCOUNT NUMBER: **11515000708**

STATEMENT PERIOD: AUGUST 01, 2013 THROUGH AUGUST 31, 2013

We may select a Money Market or other Mutual Fund on your behalf for investment of all or a portion of your funds. We received administrative fees from certain fund managers for administrative services we provide in connection with accounts we hold with investments in their funds.

State Trust statutes provide that a beneficiary may not commence a proceeding against a trustee for breach of trust more than one year after the date the beneficiary or a representative of a beneficiary was sent a report that adequately disclosed the existence of a potential claim for breach of trust and informed the beneficiary of the time allowed for commencing a proceeding. This account statement represents the Trustees report of its acts and each Beneficiary or a representative of a Beneficiary has one year from the date of mailing of this Trustees report to commence a proceeding against the Trustee for breach of trust for any acts disclosed in the Trustees report. If you have any questions, please contact your Trust Officer.