



ACCOUNT NUMBER: **11515000708**

STATEMENT PERIOD: **SEPTEMBER 01, 2014 THROUGH SEPTEMBER 30, 2014**

BENEFIT TRUST COMPANY
5901 COLLEGE BLVD STE 100
OVERLAND PARK, KS 66211



COMPTON COMMUNITY COLLEGE
DISTRICT RETIREMENT BOARD OF
AUTHORITY


ACCOUNT NAME:	COMPTON COMMUNITY COLLEGE DISTRICT FUTURIS PUBLIC ENTITY INVESTMENT TRUST
ADMINISTRATIVE OFFICER:	SCOTT W RANKIN 913-319-0340 SRANKIN@BENEFITTRUST.COM
INVESTMENT OFFICER:	SCOTT W RANKIN 913-319-0340 SRANKIN@BENEFITTRUST.COM

ACCOUNT NUMBER: **11515000708**

STATEMENT PERIOD: SEPTEMBER 01, 2014 THROUGH SEPTEMBER 30, 2014

PORTFOLIO SUMMARY

	TAX COST	MARKET VALUE	PERCENT
CASH AND EQUIVALENTS	0.02-	0.02-	0.0%
 EQUITIES	203,411.56	208,792.41	44.8%
 FIXED INCOME	254,399.83	257,471.61	55.2%
TOTAL ASSETS	457,811.37	466,264.00	100.0%
ACCRUED INCOME			
EQUITIES	58.20	58.20	
OTHER	548.54	548.54	
TOTAL ACCRUED INCOME	606.74	606.74	
TOTAL ASSETS & ACCRUALS	458,418.11	466,870.74	
BEGINNING MARKET VALUE	478,802.24		
ENDING MARKET VALUE	466,870.74		



ACTIVITY SUMMARY

	THIS PERIOD	YEAR TO DATE
BEGINNING MARKET VALUE	478,802.24	207,029.92
PRIOR ACCRUALS	603.44-	416.11-
DIVIDENDS AND INTEREST	945.88	5,838.01
OTHER RECEIPTS	945.88	255,838.01
DISBURSEMENTS	945.88-	5,838.01-
FEES	372.60-	2,483.20-
REALIZED GAIN/LOSS	10.57	503.39
CHANGE IN MARKET VALUE	12,518.65-	5,791.99
CURRENT ACCRUAL	606.74	606.74
ENDING MARKET VALUE	466,870.74	466,870.74

ACCOUNT NUMBER: **11515000708**

STATEMENT PERIOD: SEPTEMBER 01, 2014 THROUGH SEPTEMBER 30, 2014

PORTFOLIO DETAIL

DESCRIPTION	MARKET VALUE/ TAX COST	MARKET PRICE/ COST PRICE	EST ANNUAL INCOME/ ACCRUED INC	CURRENT YIELD
CASH AND EQUIVALENTS				
CASH	0.02- 0.02-			
TOTAL CASH AND EQUIVALENTS	0.02- 0.02-		0.00 0.00	0.00

DESCRIPTION	TICKER	SHARES	MARKET VALUE/ TAX COST	MARKET PRICE/ COST PRICE	EST ANNUAL INCOME/ ACCRUED INC	CURRENT YIELD
EQUITIES						
BLACKROCK EQUITY DIVIDEND INSTL	MADVX	753.267	19,035.06 17,965.95	25.27 23.85	367.59	1.93
BRANDES INSTL INTERNATIONAL EQUITY I	BIIEY	1,076.440	17,890.43 17,579.55	16.62 16.33	403.67	2.26
BRANDES EMERGING MARKETS I	BEMIX	730.428	6,997.50 6,898.48	9.58 9.44	86.19	1.23
COHEN & STEERS REAL ESTATE SECURITIES I	CSDIX	948.752	14,392.57 14,495.70	15.17 15.28	317.83	2.21
JHANCOCK CLASSIC VALUE I	JCVIX	742.931	19,063.61 17,710.15	25.66 23.84	196.88	1.03
HARTFORD CAPITAL APPRECIATION Y	HCAYX	447.492	23,891.60 22,223.54	53.39 49.66	136.04	0.57
HARTFORD MIDCAP Y	HMDYX	314.318	9,448.40 9,011.02	30.06 28.67	31.12	0.33
AMERICAN FUNDS NEW PERSPECTIVE F2	ANWFX	243.384	9,275.36 9,274.37	38.11 38.11	96.62	1.04
AMERICAN FUNDS NEW WORLD F-2	NFFFX	115.235	6,772.36 6,858.91	58.77 59.52	86.54	1.28
NUVEEN TRADEWINDS VALUE OPPORTUNITIES I	NVORX	371.393	13,979.23 13,440.42	37.64 36.19	168.24	1.20
PRUDENTIAL GLOBAL REAL ESTATE Z	PURZX	603.207	14,078.85 13,742.48	23.34 22.78	155.63	1.11
ROYCE GLOBAL VALUE INMVT	RGVIX	1,297.981	17,691.48 17,725.32	13.63 13.66	202.49	1.14
ROYCE SPECIAL EQUITY INSTL	RSEIX	369.188	8,557.78 9,191.60	23.18 24.90	21.04	0.25
THORNBURG INVESTMENT INCOME BUILDER I	TIBIX	661.999	14,252.84 13,850.22	21.53 20.92	698.41 58.20	4.90
THORNBURG INTERNATIONAL VALUE I	TGVIX	442.502	13,465.34 13,443.85	30.43 30.38	179.66	1.33
TOTAL EQUITIES			208,792.41 203,411.56		3,147.95 58.20	1.51

ACCOUNT NUMBER: **11515000708**

STATEMENT PERIOD: SEPTEMBER 01, 2014 THROUGH SEPTEMBER 30, 2014

PORTFOLIO DETAIL (CONTINUED)

DESCRIPTION	RATING	PAR VALUE	MARKET VALUE/ TAX COST	MARKET PRICE/ COST PRICE	EST ANNUAL INCOME/ ACCRUED INC	YIELD CURRENT/ MATURITY
FIXED INCOME						
DELAWARE DIVERSIFIED INC INSTL		4,150.226	37,518.04 37,304.09	9.04 8.99	1,510.68 125.89	4.03
HARTFORD WORLD BOND I		3,429.057	36,896.65 36,573.98	10.76 10.67	541.79 37.88	1.47
LEGG MASON BW GLOBAL OPPS BD IS		1,672.541	18,749.18 18,547.46	11.21 11.09	622.19 51.85	3.32
METROPOLITAN WEST TOTAL RETURN BOND I		3,456.297	37,362.57 36,752.91	10.81 10.63	940.11 78.34	2.52
PRUDENTIAL TOTAL RETURN BOND Z		2,955.986	42,270.60 41,760.88	14.30 14.13	1,575.54 131.30	3.73
TEMPLETON GLOBAL BOND ADV FUND		3,195.176	42,240.23 41,809.83	13.22 13.09	1,447.41	3.43
WESTERN ASSET CORE PLUS BOND I		3,670.791	42,434.34 41,650.68	11.56 11.35	1,479.33 123.28	3.49
TOTAL FIXED INCOME			257,471.61 254,399.83		8,117.05 548.54	3.15
GRAND TOTAL ASSETS			466,264.00 457,811.37		11,265.00 606.74	2.42

ACCOUNT NUMBER: **11515000708**

STATEMENT PERIOD: SEPTEMBER 01, 2014 THROUGH SEPTEMBER 30, 2014

TRANSACTION DETAIL

DATE	DESCRIPTION	PRINCIPAL CASH	INCOME CASH	COST	GAIN / LOSS
BEGINNING BALANCE		0.00	0.00	457,227.52	
DIVIDENDS					
09/02/14	592905509 DIVIDEND ON METROPOLITAN WEST TOTAL RETURN BOND I PAYABLE 08/31/2014 EFFECTIVE 08/31/2014		71.46		
09/02/14	74440B405 DIVIDEND ON PRUDENTIAL TOTAL RETURN BOND Z PAYABLE 08/31/2014 EFFECTIVE 08/31/2014		133.51		
09/02/14	41664M235 DIVIDEND ON 3,428.555 SHS HARTFORD WORLD BOND I AT .010319 PER SHARE PAYABLE 09/02/2014 EX DATE 08/28/2014		35.38		
09/02/14	957663503 DIVIDEND ON WESTERN ASSET CORE PLUS BOND I PAYABLE 08/31/2014 EFFECTIVE 08/31/2014		127.76		
09/17/14	880208400 DIVIDEND ON 3,189.761 SHS TEMPLETON GLOBAL BOND ADV FUND AT .033 PER SHARE PAYABLE 09/17/2014 EX DATE 09/15/2014		105.26		
09/22/14	744336504 DIVIDEND ON 599.933 SHS PRUDENTIAL GLOBAL REAL ESTATE Z AT .14861 PER SHARE PAYABLE 09/19/2014 EX DATE 09/19/2014 EFFECTIVE 09/19/2014		89.16		
09/25/14	885215467 DIVIDEND ON THORNBURG INVESTMENT INCOME BUILDER I PAYABLE 09/25/2014		189.18		
09/25/14	885215566 DIVIDEND ON 440.351 SHS THORNBURG INTERNATIONAL VALUE I AT .15051 PER SHARE PAYABLE 09/24/2014 EX DATE 09/24/2014 EFFECTIVE 09/24/2014		66.28		
09/25/14	246248587 DIVIDEND ON DELAWARE DIVERSIFIED INC INSTL PAYABLE 09/21/2014 EFFECTIVE 09/21/2014		127.89		
TOTAL DIVIDENDS		0.00	945.88	0.00	0.00

ACCOUNT NUMBER: **11515000708**

STATEMENT PERIOD: SEPTEMBER 01, 2014 THROUGH SEPTEMBER 30, 2014

TRANSACTION DETAIL (CONTINUED)

DATE	DESCRIPTION	PRINCIPAL CASH	INCOME CASH	COST	GAIN / LOSS
OTHER RECEIPTS					
09/02/14	592905509 RECEIVED FROM INCOME ON METROPOLITAN WEST TOTAL RETURN BOND I EFFECTIVE 08/31/2014 FOR REINVESTMENT	71.46			
09/02/14	74440B405 RECEIVED FROM INCOME ON PRUDENTIAL TOTAL RETURN BOND Z EFFECTIVE 08/31/2014 FOR REINVESTMENT	133.51			
09/02/14	41664M235 RECEIVED FROM INCOME ON HARTFORD WORLD BOND I FOR REINVESTMENT	35.38			
09/02/14	957663503 RECEIVED FROM INCOME ON WESTERN ASSET CORE PLUS BOND I EFFECTIVE 08/31/2014 FOR REINVESTMENT	127.76			
09/17/14	880208400 RECEIVED FROM INCOME ON TEMPLETON GLOBAL BOND ADV FUND FOR REINVESTMENT	105.26			
09/22/14	744336504 RECEIVED FROM INCOME ON PRUDENTIAL GLOBAL REAL ESTATE Z EFFECTIVE 09/19/2014 FOR REINVESTMENT	89.16			
09/25/14	885215467 RECEIVED FROM INCOME ON THORNBURG INVESTMENT INCOME BUILDER I FOR REINVESTMENT	189.18			
09/25/14	885215566 RECEIVED FROM INCOME ON THORNBURG INTERNATIONAL VALUE I EFFECTIVE 09/24/2014 FOR REINVESTMENT	66.28			
09/25/14	246248587 RECEIVED FROM INCOME ON DELAWARE DIVERSIFIED INC INSTL EFFECTIVE 09/21/2014 FOR REINVESTMENT	127.89			
TOTAL OTHER RECEIPTS		945.88	0.00	0.00	0.00

ACCOUNT NUMBER: **11515000708**

STATEMENT PERIOD: SEPTEMBER 01, 2014 THROUGH SEPTEMBER 30, 2014

TRANSACTION DETAIL (CONTINUED)

DATE	DESCRIPTION	PRINCIPAL CASH	INCOME CASH	COST	GAIN / LOSS
PURCHASES					
09/02/14	592905509 PURCHASED 6.562 SHS METROPOLITAN WEST TOTAL RETURN BOND I ON 08/31/2014 AT 10.89 FOR REINVESTMENT	71.46-		71.46	
09/02/14	74440B405 PURCHASED 9.208 SHS PRUDENTIAL TOTAL RETURN BOND Z ON 08/31/2014 AT 14.50 FOR REINVESTMENT	133.51-		133.51	
09/02/14	41664M235 PURCHASED 3.27 SHS HARTFORD WORLD BOND I ON 09/02/2014 AT 10.82 FOR REINVESTMENT	35.38-		35.38	
09/02/14	957663503 PURCHASED 10.92 SHS WESTERN ASSET CORE PLUS BOND I ON 08/31/2014 AT 11.70 FOR REINVESTMENT	127.76-		127.76	
09/17/14	880208400 PURCHASED 7.938 SHS TEMPLETON GLOBAL BOND ADV FUND ON 09/17/2014 AT 13.26 FOR REINVESTMENT	105.26-		105.26	
09/22/14	744336504 PURCHASED 3.746 SHS PRUDENTIAL GLOBAL REAL ESTATE Z ON 09/19/2014 AT 23.80 FOR REINVESTMENT	89.16-		89.16	
09/25/14	885215467 PURCHASED 8.658 SHS THORNBURG INVESTMENT INCOME BUILDER I ON 09/25/2014 AT 21.85 FOR REINVESTMENT	189.18-		189.18	
09/25/14	885215566 PURCHASED 2.151 SHS THORNBURG INTERNATIONAL VALUE I ON 09/24/2014 AT 30.81 FOR REINVESTMENT	66.28-		66.28	
09/25/14	246248587 PURCHASED 14.085 SHS DELAWARE DIVERSIFIED INC INSTL ON 09/21/2014 AT 9.08 FOR REINVESTMENT	127.89-		127.89	
TOTAL PURCHASES		945.88-	0.00	945.88	0.00

ACCOUNT NUMBER: **11515000708**

STATEMENT PERIOD: SEPTEMBER 01, 2014 THROUGH SEPTEMBER 30, 2014

TRANSACTION DETAIL (CONTINUED)

DATE	DESCRIPTION	PRINCIPAL CASH	INCOME CASH	COST	GAIN / LOSS
FEES					
	NET FEE TO FOR THE PERIOD	372.60-			
TOTAL FEES		372.60-	0.00	0.00	0.00
OTHER DISBURSEMENTS					
09/02/14	592905509 TRANSFER TO PRINCIPAL ON METROPOLITAN WEST TOTAL RETURN BOND I EFFECTIVE 08/31/2014 FOR REINVESTMENT		71.46-		
09/02/14	74440B405 TRANSFER TO PRINCIPAL ON PRUDENTIAL TOTAL RETURN BOND Z EFFECTIVE 08/31/2014 FOR REINVESTMENT		133.51-		
09/02/14	41664M235 TRANSFER TO PRINCIPAL ON HARTFORD WORLD BOND I FOR REINVESTMENT		35.38-		
09/02/14	957663503 TRANSFER TO PRINCIPAL ON WESTERN ASSET CORE PLUS BOND I EFFECTIVE 08/31/2014 FOR REINVESTMENT		127.76-		
09/17/14	880208400 TRANSFER TO PRINCIPAL ON TEMPLETON GLOBAL BOND ADV FUND FOR REINVESTMENT		105.26-		
09/22/14	744336504 TRANSFER TO PRINCIPAL ON PRUDENTIAL GLOBAL REAL ESTATE Z EFFECTIVE 09/19/2014 FOR REINVESTMENT		89.16-		
09/25/14	885215467 TRANSFER TO PRINCIPAL ON THORNBURG INVESTMENT INCOME BUILDER I FOR REINVESTMENT		189.18-		
09/25/14	885215566 TRANSFER TO PRINCIPAL ON THORNBURG INTERNATIONAL VALUE I EFFECTIVE 09/24/2014 FOR REINVESTMENT		66.28-		
09/25/14	246248587 TRANSFER TO PRINCIPAL ON DELAWARE DIVERSIFIED INC INSTL EFFECTIVE 09/21/2014 FOR REINVESTMENT		127.89-		
TOTAL OTHER DISBURSEMENTS		0.00	945.88-	0.00	0.00

ACCOUNT NUMBER: **11515000708**

STATEMENT PERIOD: SEPTEMBER 01, 2014 THROUGH SEPTEMBER 30, 2014

TRANSACTION DETAIL (CONTINUED)

DATE	DESCRIPTION	PRINCIPAL CASH	INCOME CASH	COST	GAIN / LOSS
SALES AND MATURITIES					
09/23/14	09251M504 SOLD .581 SHS BLACKROCK EQUITY DIVIDEND INSTL ON 09/22/2014 AT 25.65	14.90		13.86-	1.04
09/23/14	105262703 SOLD .867 SHS BRANDES INSTL INTERNATIONAL EQUITY I ON 09/22/2014 AT 17.19	14.90		14.16-	0.74
09/23/14	105262752 SOLD .557 SHS BRANDES EMERGING MARKETS I ON 09/22/2014 AT 10.03	5.59		5.26-	0.33
09/23/14	191912401 SOLD .726 SHS COHEN & STEERS REAL ESTATE SECURITIES I ON 09/22/2014 AT 15.40	11.18		11.09-	0.09
09/23/14	246248587 SOLD 3.283 SHS DELAWARE DIVERSIFIED INC INSTL ON 09/22/2014 AT 9.08	29.81		29.51-	0.30
09/23/14	409902756 SOLD .569 SHS JHANCOCK CLASSIC VALUE I ON 09/22/2014 AT 26.19	14.90		13.56-	1.34
09/23/14	416645604 SOLD .344 SHS HARTFORD CAPITAL APPRECIATION Y ON 09/22/2014 AT 54.21	18.63		17.08-	1.55
09/23/14	416645687 SOLD .244 SHS HARTFORD MIDCAP Y ON 09/22/2014 AT 30.60	7.45		7.00-	0.45
09/23/14	41664M235 SOLD 2.768 SHS HARTFORD WORLD BOND I ON 09/22/2014 AT 10.77	29.81		29.52-	0.29
09/23/14	524686318 SOLD 1.308 SHS LEGG MASON BW GLOBAL OPPTS BD IS ON 09/22/2014 AT 11.39	14.90		14.50-	0.40
09/23/14	592905509 SOLD 2.76 SHS METROPOLITAN WEST TOTAL RETURN BOND I ON 09/22/2014 AT 10.80	29.81		29.35-	0.46
09/23/14	648018828 SOLD .192 SHS AMERICAN FUNDS NEW PERSPECTIVE F2 ON 09/22/2014 AT 38.73	7.45		7.32-	0.13

ACCOUNT NUMBER: **11515000708**

STATEMENT PERIOD: SEPTEMBER 01, 2014 THROUGH SEPTEMBER 30, 2014

TRANSACTION DETAIL (CONTINUED)

DATE	DESCRIPTION	PRINCIPAL CASH	INCOME CASH	COST	GAIN / LOSS
09/23/14	649280823 SOLD .093 SHS AMERICAN FUNDS NEW WORLD F-2 ON 09/22/2014 AT 60.12	5.59		5.54-	0.05
09/23/14	67064Y636 SOLD .291 SHS NUVEEN TRADEWINDS VALUE OPPORTUNITIES I ON 09/22/2014 AT 38.38	11.18		10.53-	0.65
09/23/14	744336504 SOLD .472 SHS PRUDENTIAL GLOBAL REAL ESTATE Z ON 09/22/2014 AT 23.69	11.18		10.75-	0.43
09/23/14	74440B405 SOLD 2.343 SHS PRUDENTIAL TOTAL RETURN BOND Z ON 09/22/2014 AT 14.31	33.53		33.10-	0.43
09/23/14	780811824 SOLD 1.074 SHS ROYCE GLOBAL VALUE INMVT ON 09/22/2014 AT 13.87	14.90		14.67-	0.23
09/23/14	780905535 SOLD .311 SHS ROYCE SPECIAL EQUITY INSTL ON 09/22/2014 AT 23.98	7.45		7.74-	0.29-
09/23/14	880208400 SOLD 2.523 SHS TEMPLETON GLOBAL BOND ADV FUND ON 09/22/2014 AT 13.29	33.53		33.01-	0.52
09/23/14	885215467 SOLD .51 SHS THORNBURG INVESTMENT INCOME BUILDER I ON 09/22/2014 AT 21.91	11.18		10.66-	0.52
09/23/14	885215566 SOLD .361 SHS THORNBURG INTERNATIONAL VALUE I ON 09/22/2014 AT 31.01	11.18		10.97-	0.21
09/23/14	957663503 SOLD 2.893 SHS WESTERN ASSET CORE PLUS BOND I ON 09/22/2014 AT 11.59	33.53		32.83-	0.70
TOTAL SALES AND MATURITIES		372.58	0.00	362.01-	10.57
ENDING BALANCE		0.02-	0.00	457,811.39	10.57

ACCOUNT NUMBER: **11515000708**

STATEMENT PERIOD: SEPTEMBER 01, 2014 THROUGH SEPTEMBER 30, 2014

We may select a Money Market or other Mutual Fund on your behalf for investment of all or a portion of your funds. We received administrative fees from certain fund managers for administrative services we provide in connection with accounts we hold with investments in their funds.

State Trust statutes provide that a beneficiary may not commence a proceeding against a trustee for breach of trust more than one year after the date the beneficiary or a representative of a beneficiary was sent a report that adequately disclosed the existence of a potential claim for breach of trust and informed the beneficiary of the time allowed for commencing a proceeding. This account statement represents the Trustees report of its acts and each Beneficiary or a representative of a Beneficiary has one year from the date of mailing of this Trustees report to commence a proceeding against the Trustee for breach of trust for any acts disclosed in the Trustees report. If you have any questions, please contact your Trust Officer.