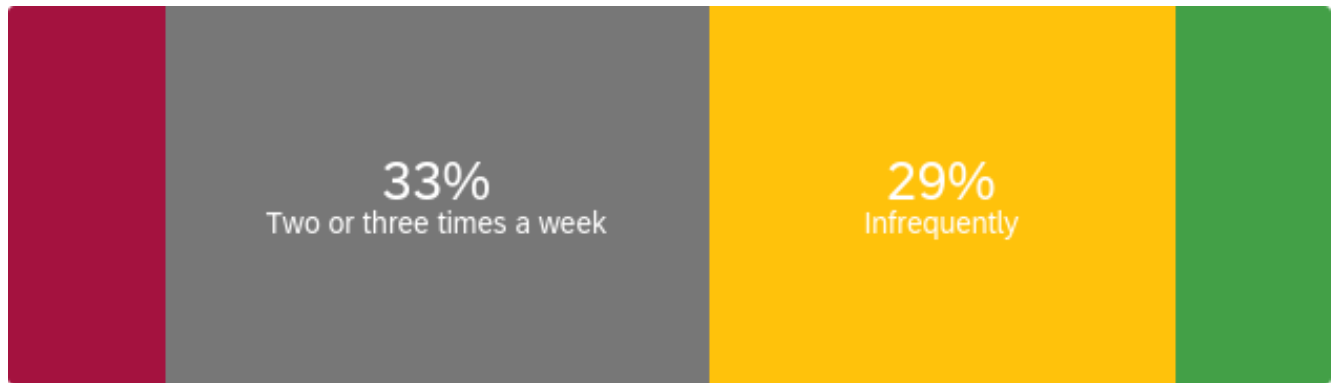


# Library Satisfaction Survey – Students

AY 2023-24

## Q2 - How often do you visit the Library?



■ Daily   
 ■ Two or three times a week   
 ■ Weekly   
 ■ Infrequently   
 ■ First visit

#	Answer	%	Count
1	Daily	9.52%	2
2	Two or three times a week	33.33%	7
3	Weekly	0.00%	0
4	Infrequently	28.57%	6
5	First visit	9.52%	2
6	Never	19.05%	4
	Total	100%	21

Q3 - How often do you access the Library? Select all that apply.



■ Daily   
 ■ Two to three times a week   
 ■ Weekly   
 ■ Infrequently   
 ■ First visit  
■ Never

#	Answer	%	Count
1	Daily	33.33%	7
2	Two to three times a week	19.05%	4
3	Weekly	0.00%	0
4	Infrequently	28.57%	6
5	First visit	4.76%	1
6	Never	14.29%	3
	Total	100%	21

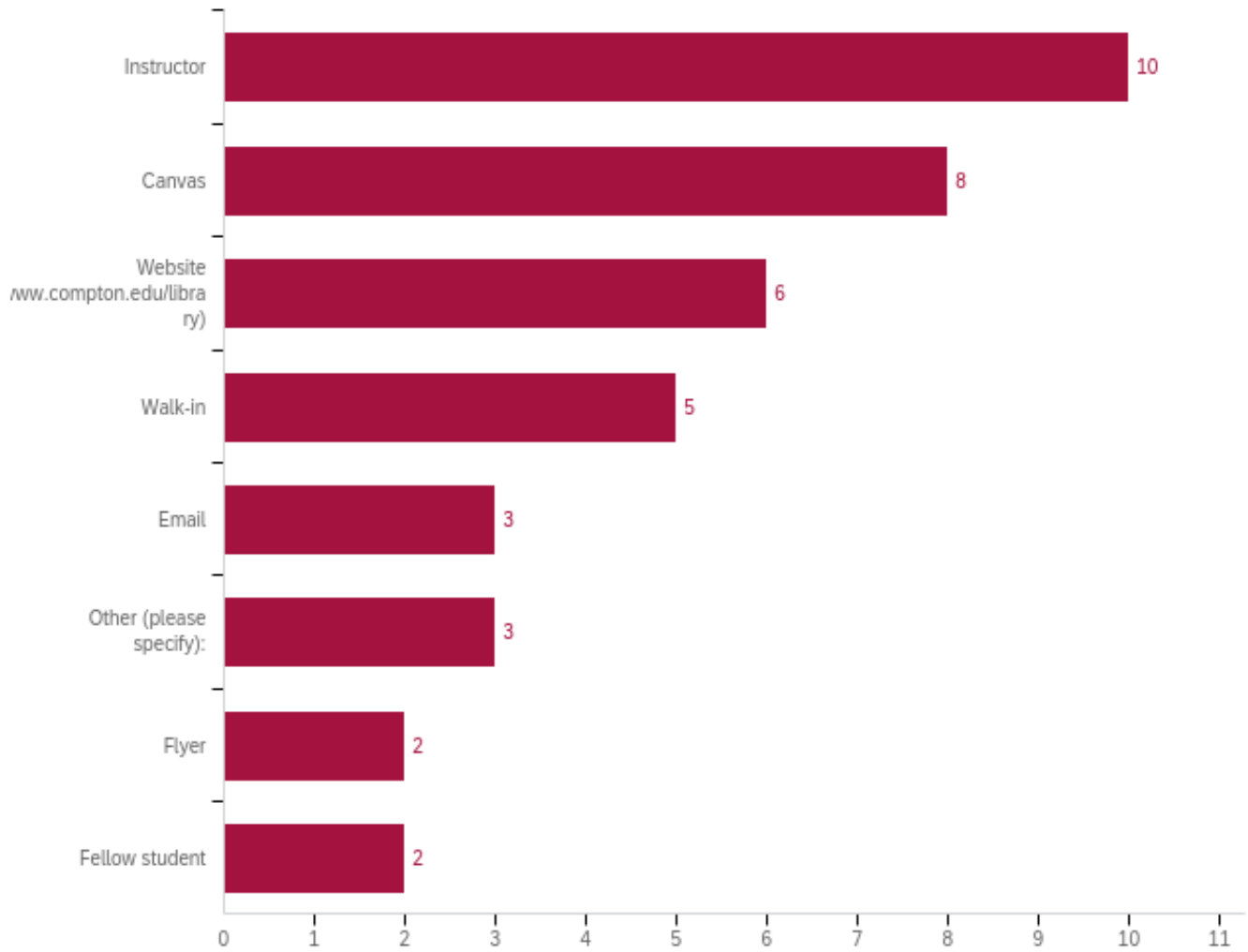
Q4 - How do you prefer to access the Library? Select all that apply.



■ In person   
 ■ Website (www.compton.edu/library)   
 ■ Chat   
 ■ Email   
 ■ Phone  
■ Canvas   
 ■ Video

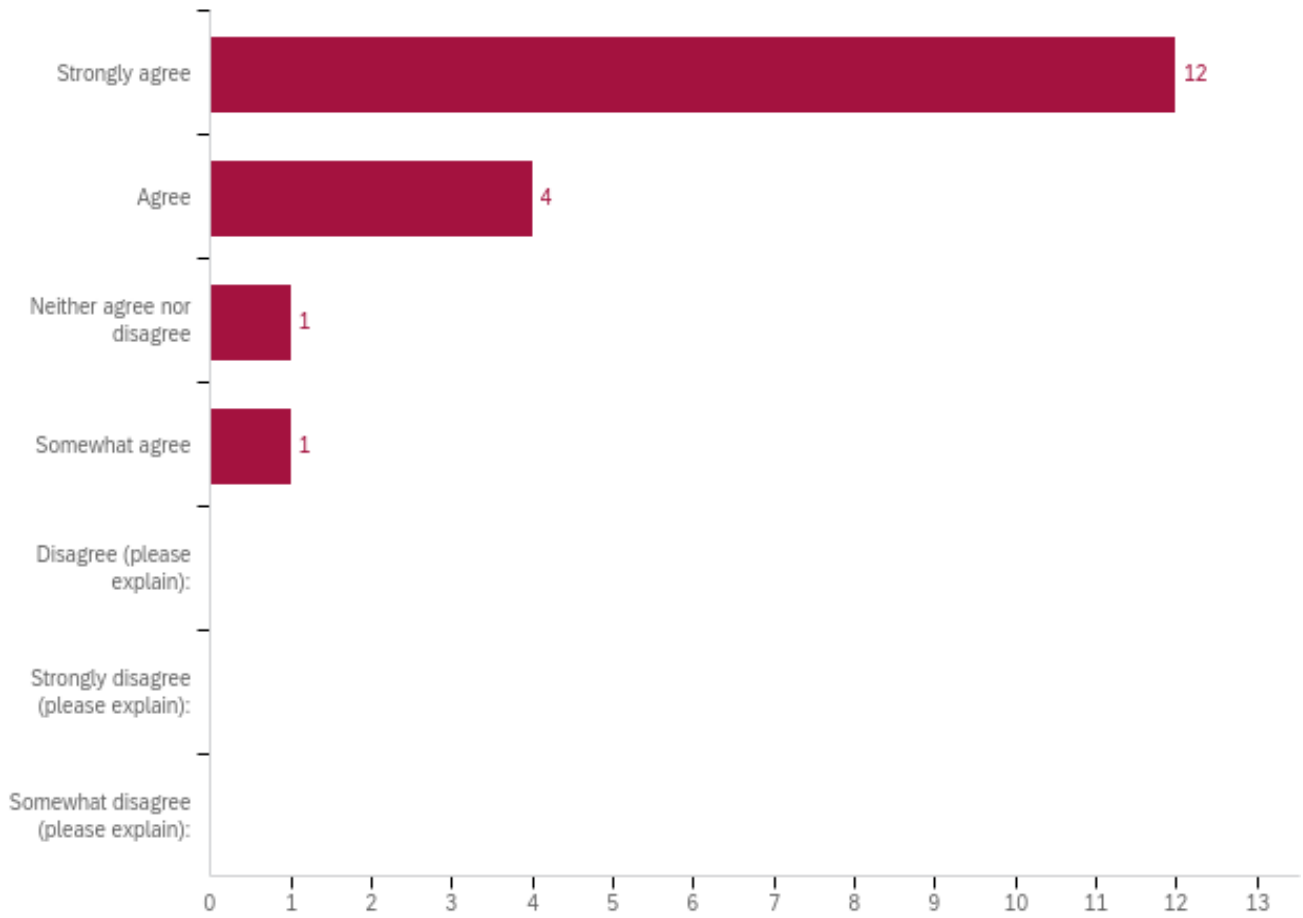
#	Answer	%	Count
2	Website (www.compton.edu/library)	20.59%	7
7	Video	2.94%	1
5	Phone	8.82%	3
1	In person	44.12%	15
4	Email	5.88%	2
3	Chat	5.88%	2
6	Canvas	11.76%	4
	Total	100%	34

**Q5 - How did you find out about the Library? Select all that apply.**



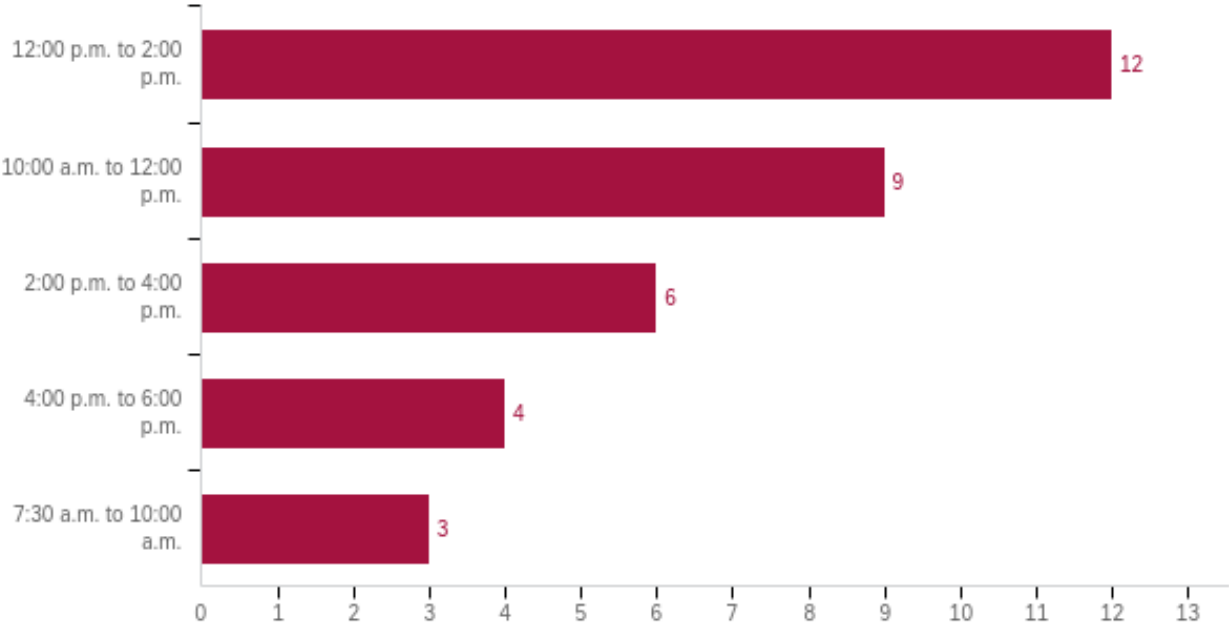
#	Answer	%	Count
2	Website (www.compton.edu/library)	15.38%	6
5	Walk-in	12.82%	5
8	Other (please specify):	7.69%	3
1	Instructor	25.64%	10
6	Flyer	5.13%	2
7	Fellow student	5.13%	2
4	Email	7.69%	3
3	Canvas	20.51%	8
	Total	100%	39

**Q6 - Library staff are helpful in assisting me with my needs.**



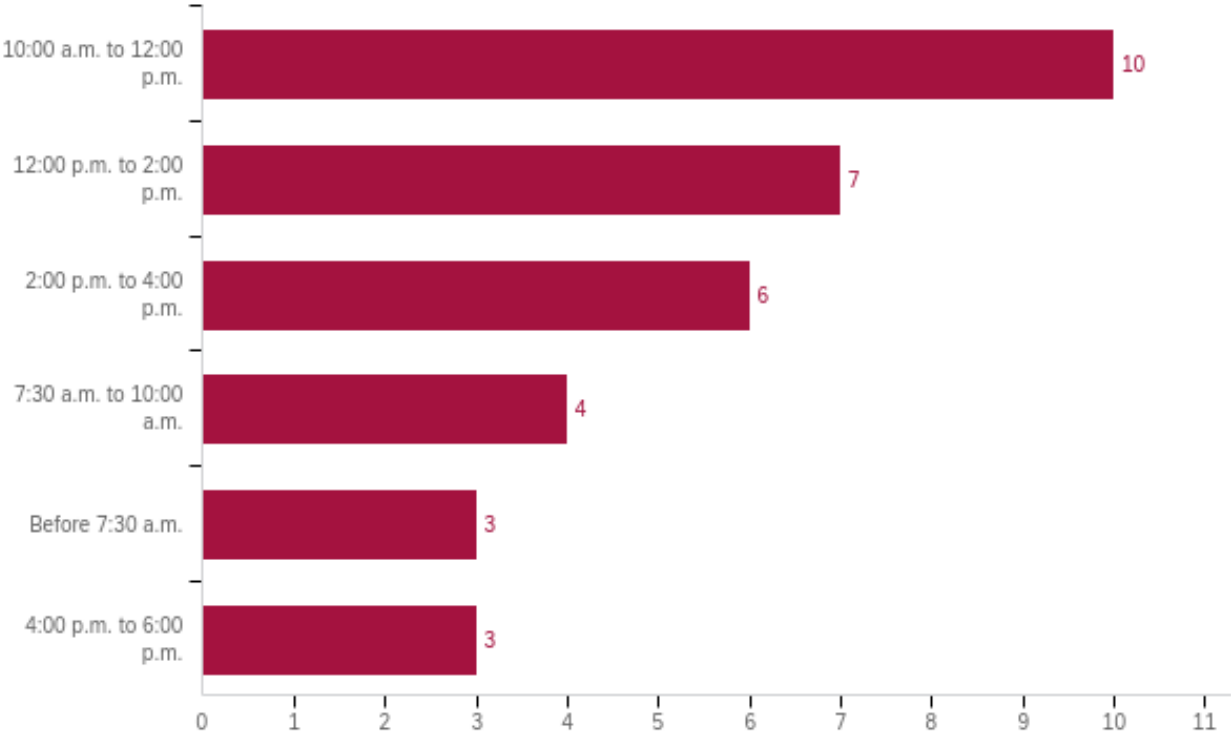
#	Answer	%	Count
1	Strongly agree	66.67%	12
2	Agree	22.22%	4
3	Neither agree nor disagree	5.56%	1
4	Disagree (please explain):	0.00%	0
5	Strongly disagree (please explain):	0.00%	0
6	Somewhat agree	5.56%	1
7	Somewhat disagree (please explain):	0.00%	0
	Total	100%	18

**Q7 - At what times do you usually use the Library’s spaces and services (study rooms/tables, reserve textbooks, research help, et al.)? Select all that apply.**



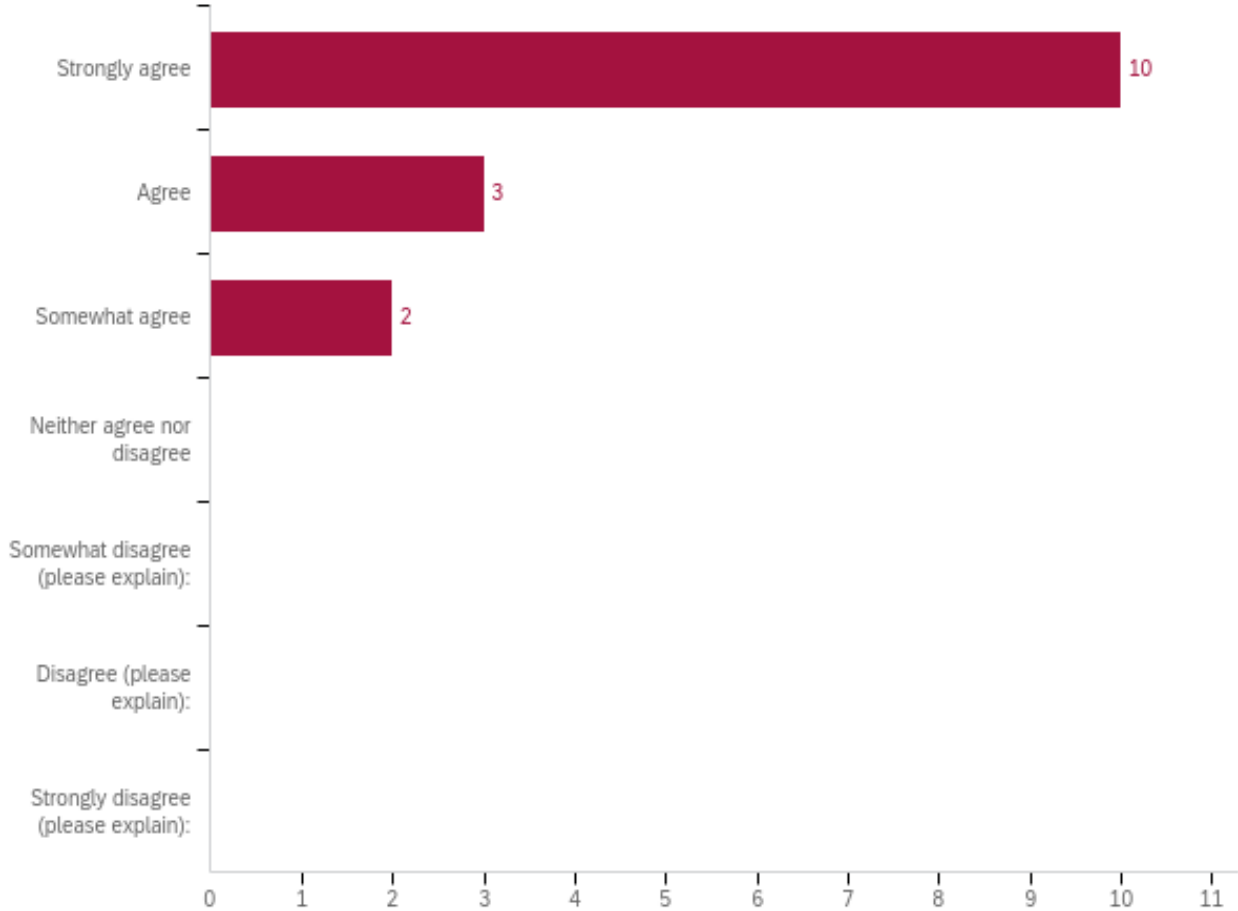
#	Answer	%	Count
1	7:30 a.m. to 10:00 a.m.	8.82%	3
2	10:00 a.m. to 12:00 p.m.	26.47%	9
3	12:00 p.m. to 2:00 p.m.	35.29%	12
4	2:00 p.m. to 4:00 p.m.	17.65%	6
5	4:00 p.m. to 6:00 p.m.	11.76%	4
	Total	100%	34

**Q8 - At what times do you usually use the Library’s resources (books, databases, Canvas page, videos, et al.)? Select all that apply.**



#	Answer	%	Count
4	12:00 p.m. to 2:00 p.m.	21.21%	7
6	4:00 p.m. to 6:00 p.m.	9.09%	3
5	2:00 p.m. to 4:00 p.m.	18.18%	6
3	10:00 a.m. to 12:00 p.m.	30.30%	10
2	7:30 a.m. to 10:00 a.m.	12.12%	4
1	Before 7:30 a.m.	9.09%	3
	Total	100%	33

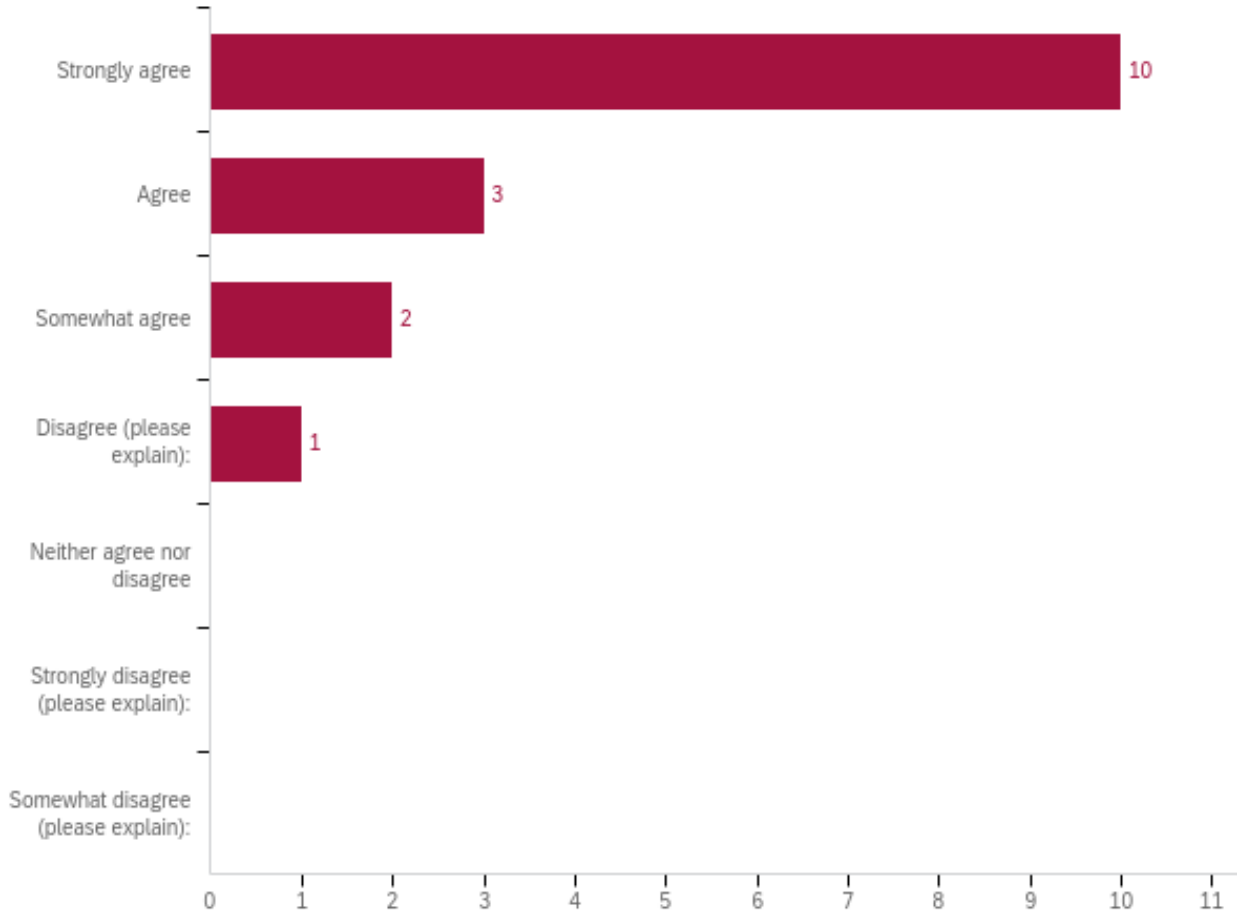
**Q9 - Using the Library has helped me improve my ability to find and use information resources (books, periodicals, databases, Canvas page, videos, et al.).**



#	Answer	%	Count
1	Strongly agree	66.67%	10
2	Agree	20.00%	3
3	Somewhat agree	13.33%	2
4	Neither agree nor disagree	0.00%	0
5	Somewhat disagree (please explain):	0.00%	0
6	Disagree (please explain):	0.00%	0
7	Strongly disagree (please explain):	0.00%	0
	Total	100%	15

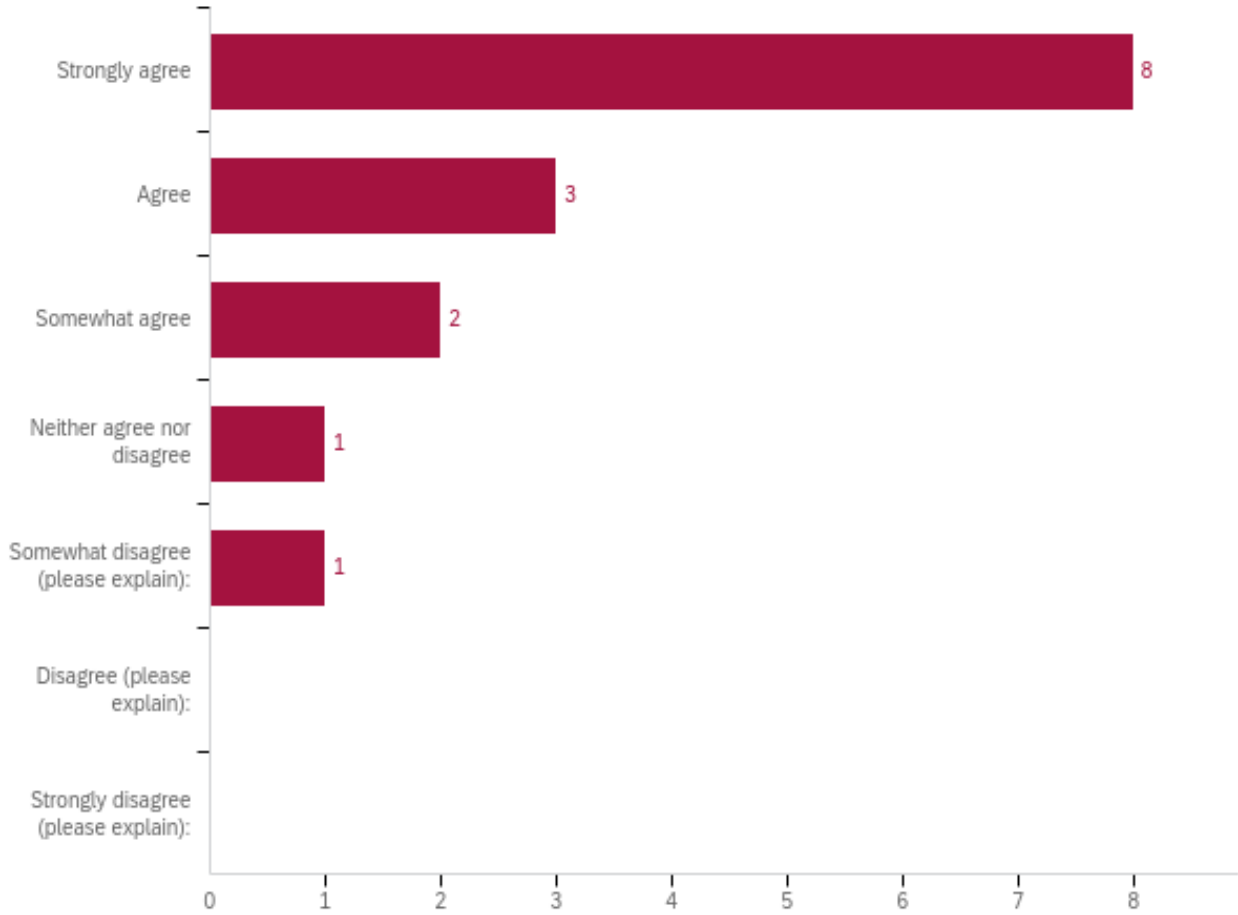


**Q10 - The Library website (<https://www.compton.edu/library/>) is helpful in assisting with my research needs.**



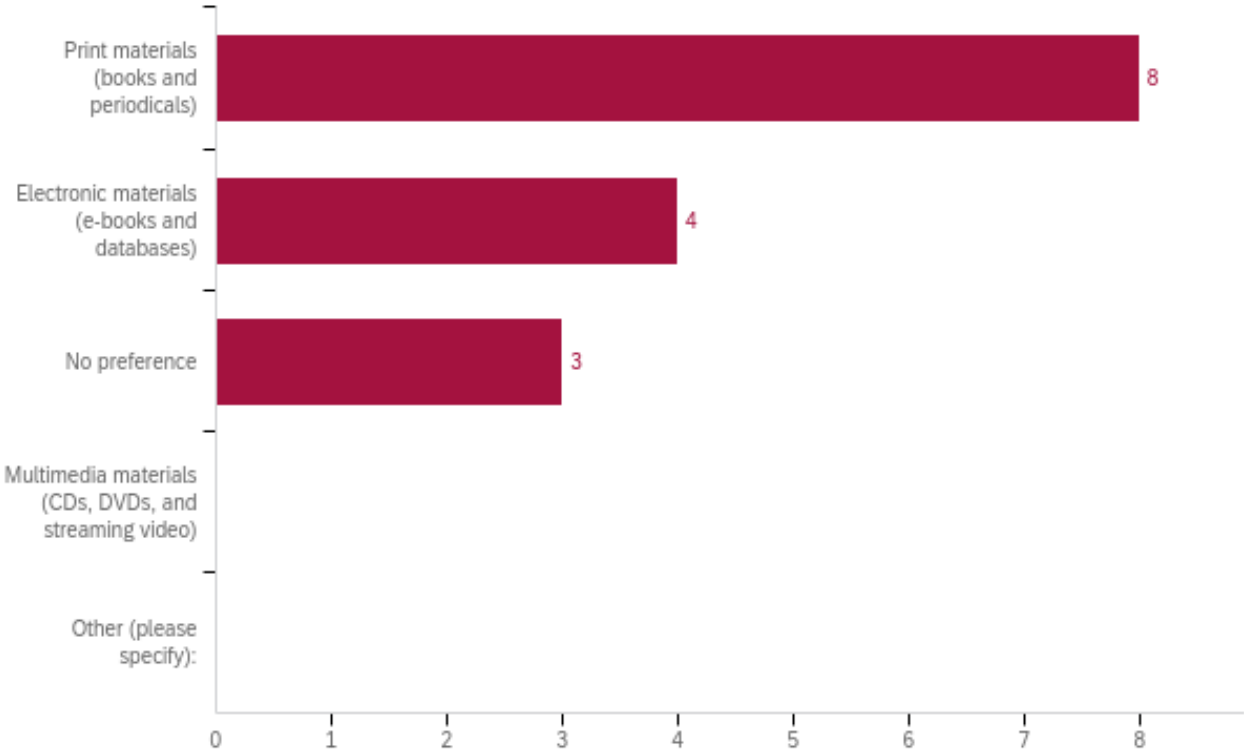
#	Answer	%	Count
1	Strongly agree	62.50%	10
2	Agree	18.75%	3
3	Neither agree nor disagree	0.00%	0
4	Disagree (please explain):	6.25%	1
5	Strongly disagree (please explain):	0.00%	0
6	Somewhat agree	12.50%	2
7	Somewhat disagree (please explain):	0.00%	0
	Total	100%	16

**Q11 - The Library's facilities (furniture, air conditioning, etc.) make it a comfortable place to visit.**



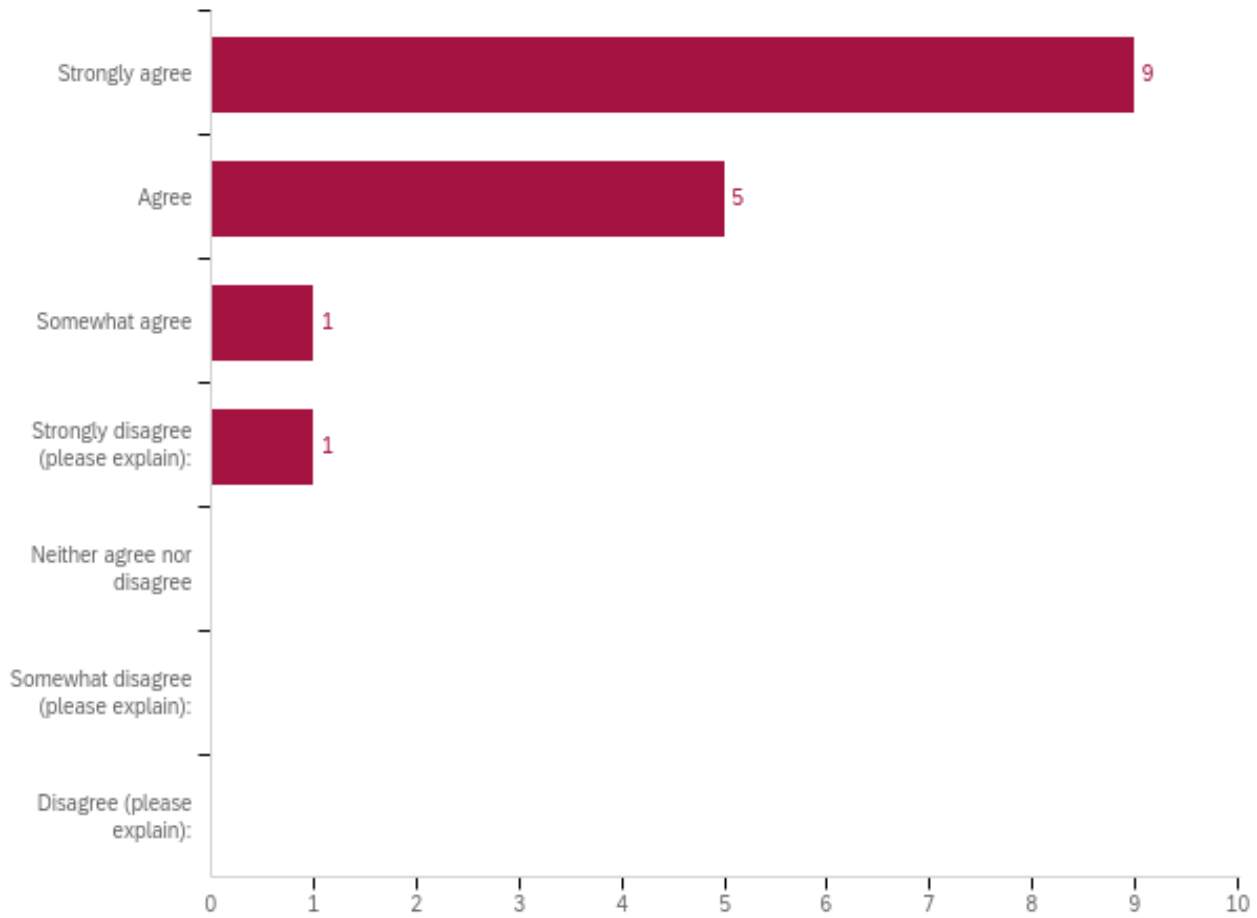
#	Answer	%	Count
1	Strongly agree	53.33%	8
2	Agree	20.00%	3
3	Neither agree nor disagree	6.67%	1
4	Disagree (please explain):	0.00%	0
5	Strongly disagree (please explain):	0.00%	0
6	Somewhat agree	13.33%	2
7	Somewhat disagree (please explain):	6.67%	1
	Total	100%	15

**Q12 - I prefer to use:**



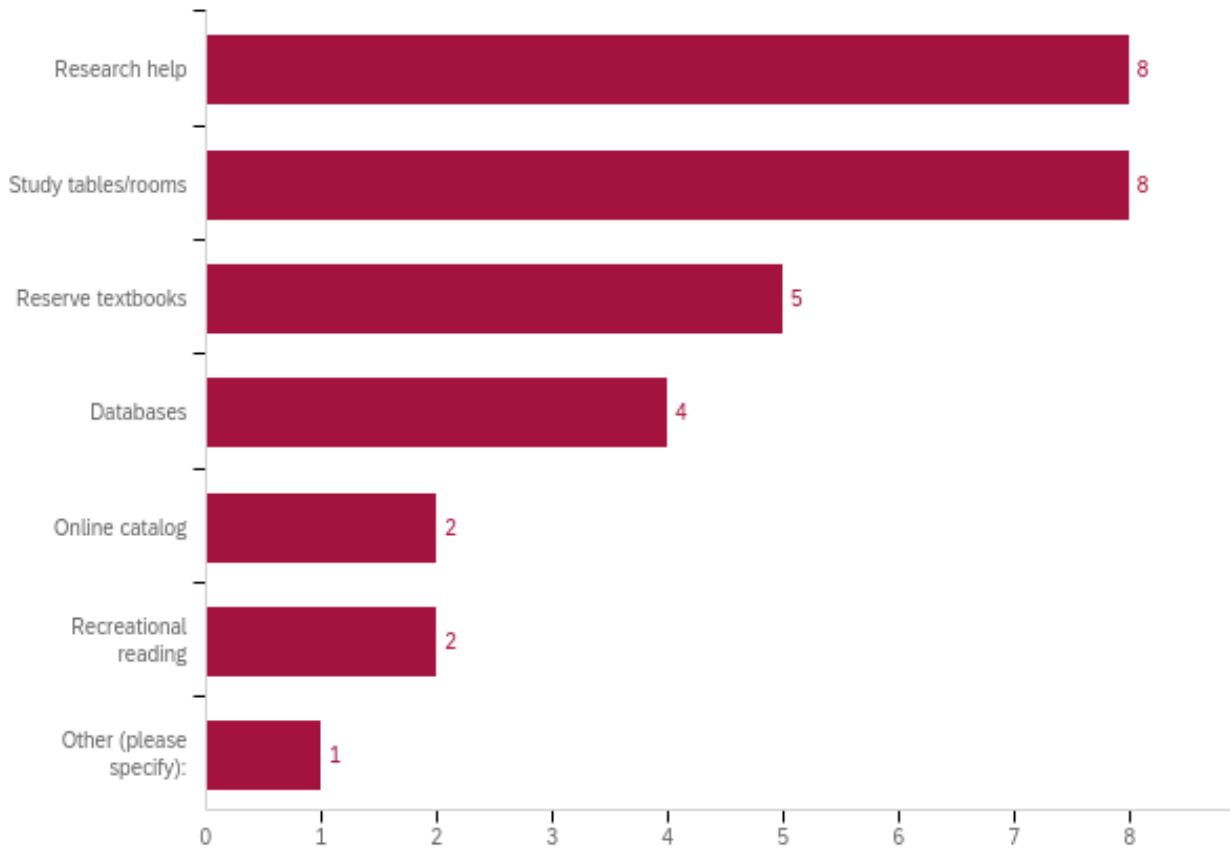
#	Answer	%	Count
1	Print materials (books and periodicals)	53.33%	8
2	Electronic materials (e-books and databases)	26.67%	4
3	Multimedia materials (CDs, DVDs, and streaming video)	0.00%	0
4	No preference	20.00%	3
5	Other (please specify):	0.00%	0
	Total	100%	15

### Q13 - How satisfied are you with the print collection?



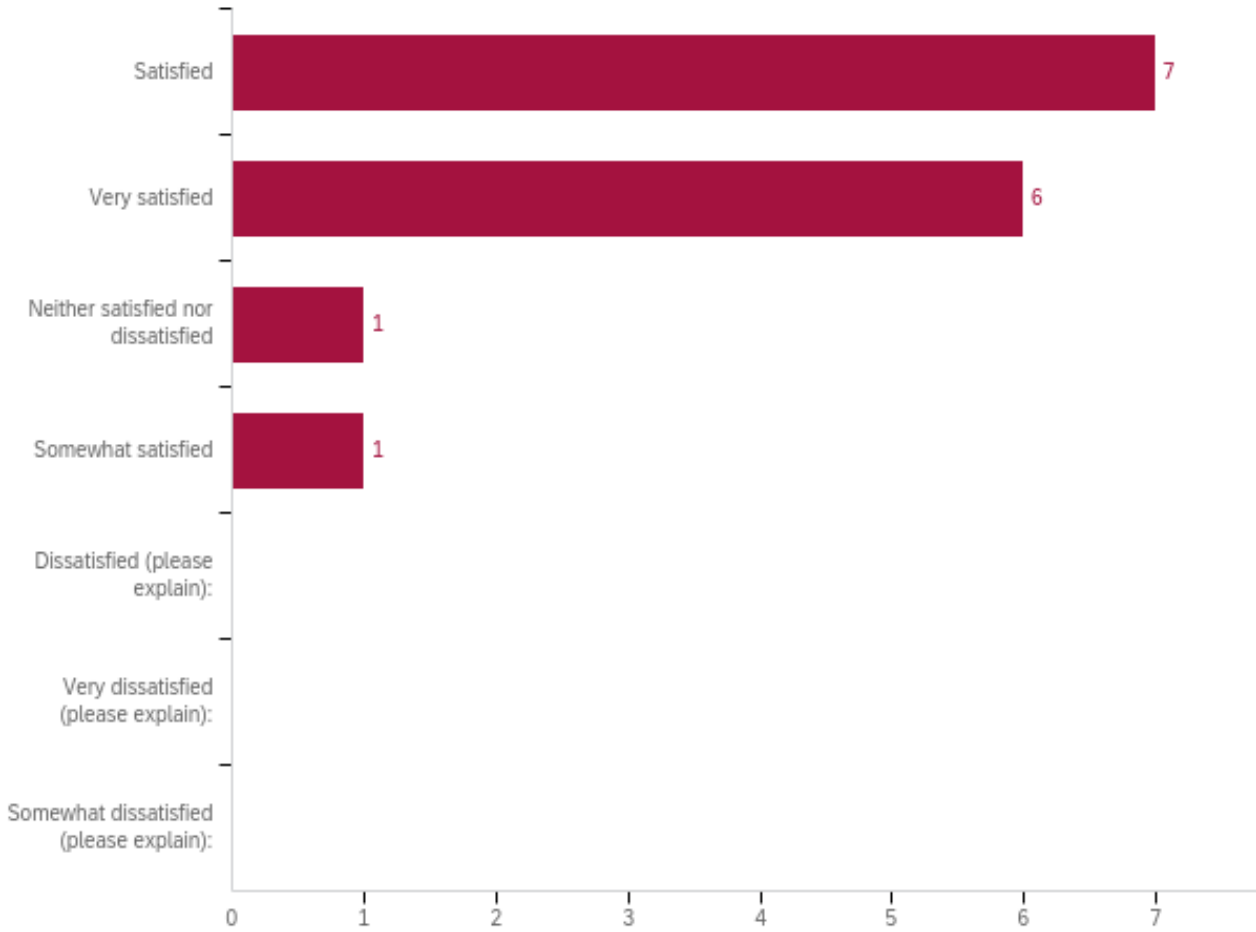
#	Answer	%	Count
1	Strongly agree	56.25%	9
2	Somewhat agree	6.25%	1
3	Agree	31.25%	5
4	Neither agree nor disagree	0.00%	0
5	Somewhat disagree (please explain):	0.00%	0
6	Disagree (please explain):	0.00%	0
7	Strongly disagree (please explain):	6.25%	1
	Total	100%	16

**Q14 - What do you use the Library for? Select all that apply.**



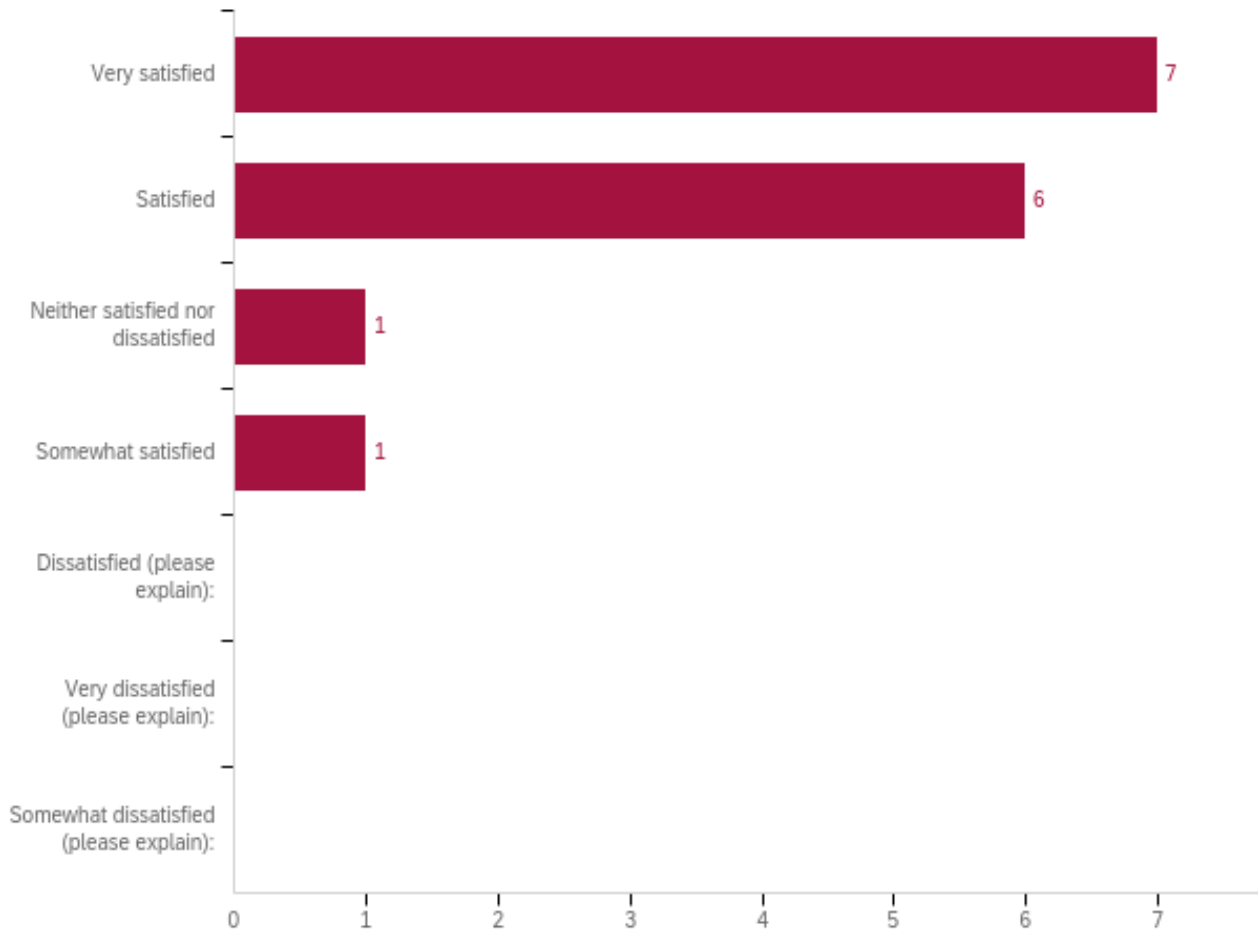
#	Answer	%	Count
1	Research help	26.67%	8
2	Reserve textbooks	16.67%	5
3	Databases	13.33%	4
4	Online catalog	6.67%	2
5	Recreational reading	6.67%	2
6	Other (please specify):	3.33%	1
7	Study tables/rooms	26.67%	8
	Total	100%	30

### Q15 - How satisfied are you with the reserve textbooks?



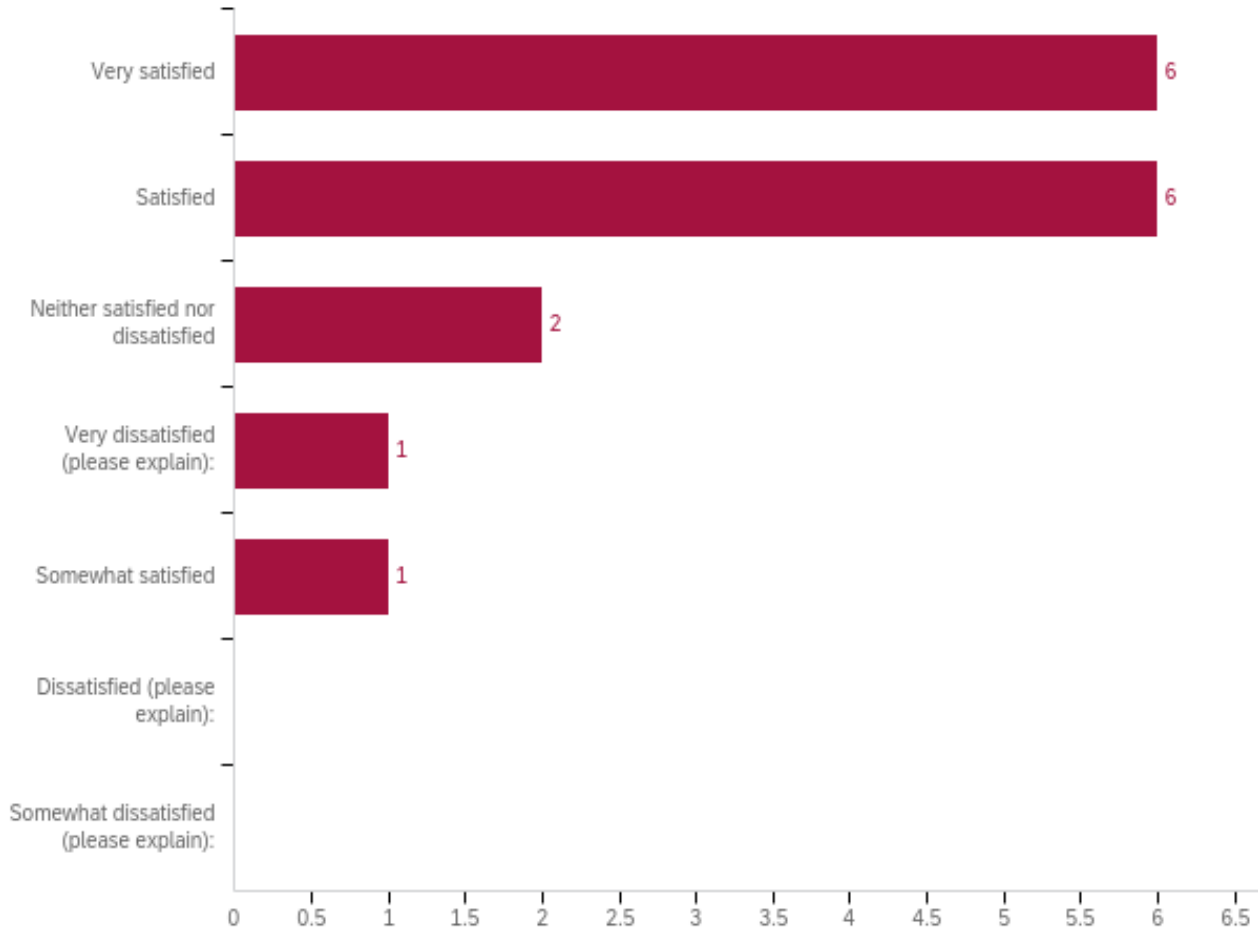
#	Answer	%	Count
1	Very satisfied	40.00%	6
2	Satisfied	46.67%	7
3	Neither satisfied nor dissatisfied	6.67%	1
4	Dissatisfied (please explain):	0.00%	0
5	Very dissatisfied (please explain):	0.00%	0
6	Somewhat satisfied	6.67%	1
7	Somewhat dissatisfied (please explain):	0.00%	0
	Total	100%	15

### Q16 - How satisfied are you with the online databases (EBSCO, ProQuest, etc.)?



#	Answer	%	Count
1	Very satisfied	46.67%	7
2	Satisfied	40.00%	6
3	Neither satisfied nor dissatisfied	6.67%	1
4	Dissatisfied (please explain):	0.00%	0
5	Very dissatisfied (please explain):	0.00%	0
6	Somewhat satisfied	6.67%	1
7	Somewhat dissatisfied (please explain):	0.00%	0
	Total	100%	15

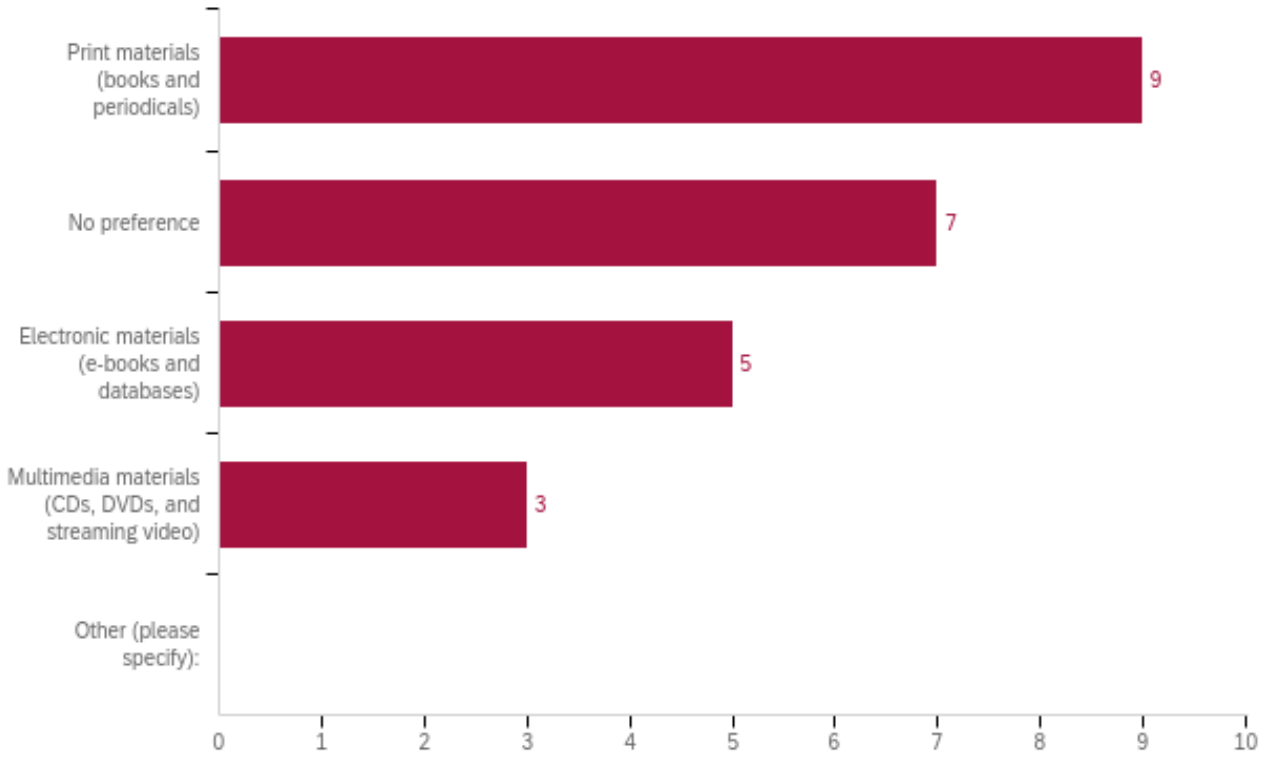
### Q17 - How satisfied are you with the group study rooms?



#	Answer	%	Count
1	Very satisfied	37.50%	6
2	Satisfied	37.50%	6
3	Neither satisfied nor dissatisfied	12.50%	2
4	Dissatisfied (please explain):	0.00%	0
5	Very dissatisfied (please explain):	6.25%	1
6	Somewhat satisfied	6.25%	1
7	Somewhat dissatisfied (please explain):	0.00%	0
	Total	100%	16



**Q18 - What materials should the Library acquire? Select all that apply.**



#	Answer	%	Count
1	Print materials (books and periodicals)	37.50%	9
2	Electronic materials (e-books and databases)	20.83%	5
3	Multimedia materials (CDs, DVDs, and streaming video)	12.50%	3
4	No preference	29.17%	7
5	Other (please specify):	0.00%	0
	Total	100%	24

## Q19 - Anything else we should know?

Anything else we should know?

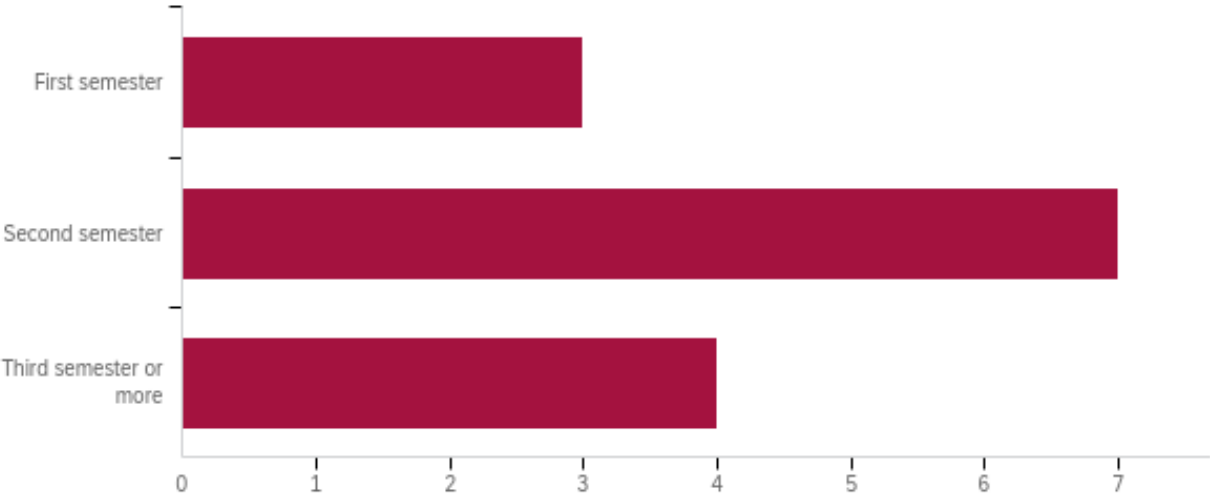
---

Library policy and rules should be followed. Unfortunately people on college campus do not know how to conduct themselves and they have to be informed. What is the reasoning for the following questions? Not relevant.

---

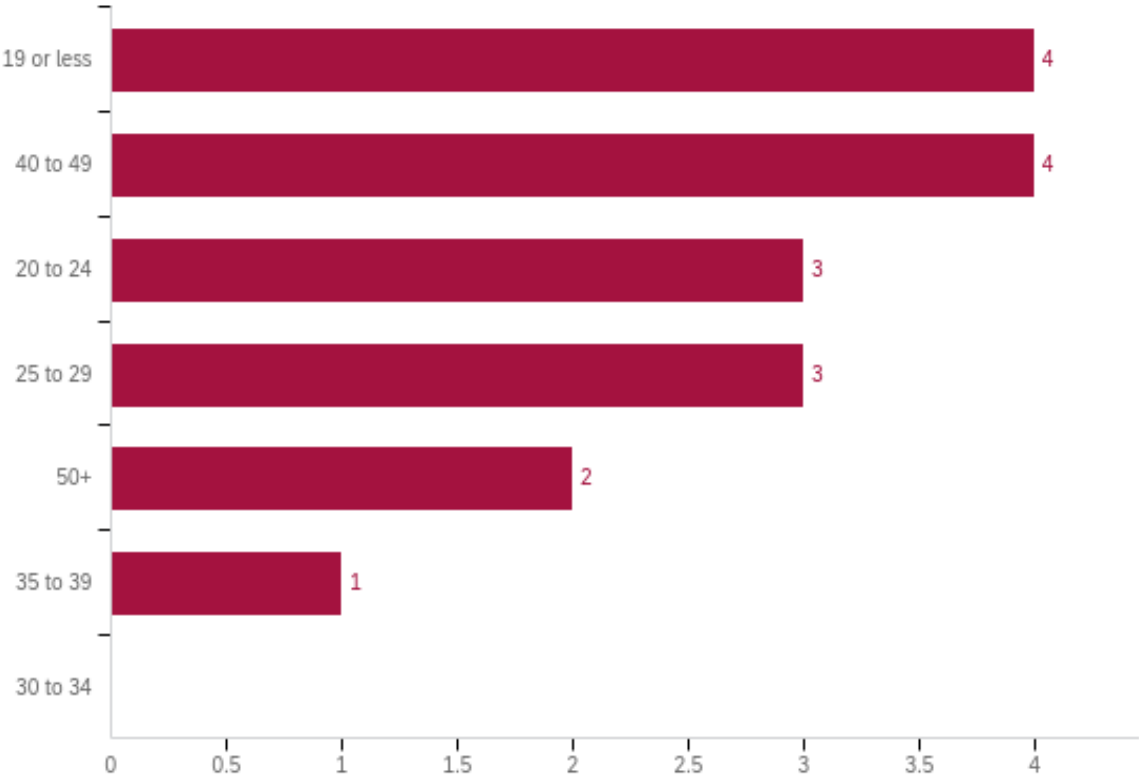
more comics...Marvel, DC, even underground, independent comic book publishers...

**Q20 - This semester is your:**



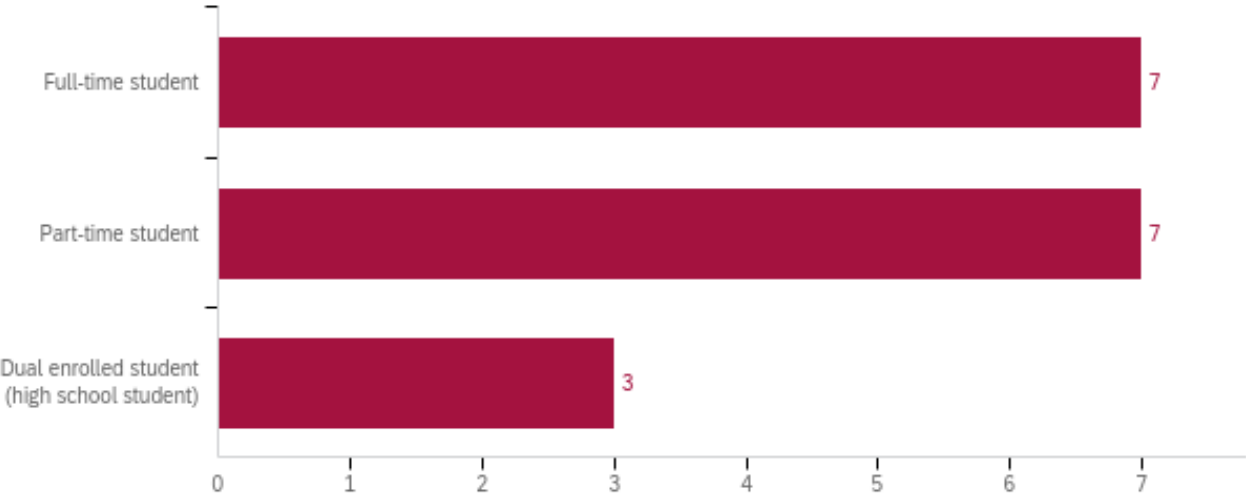
#	Answer	%	Count
4	First semester	21.43%	3
5	Second semester	50.00%	7
6	Third semester or more	28.57%	4
	Total	100%	14

**Q21 - Age:**



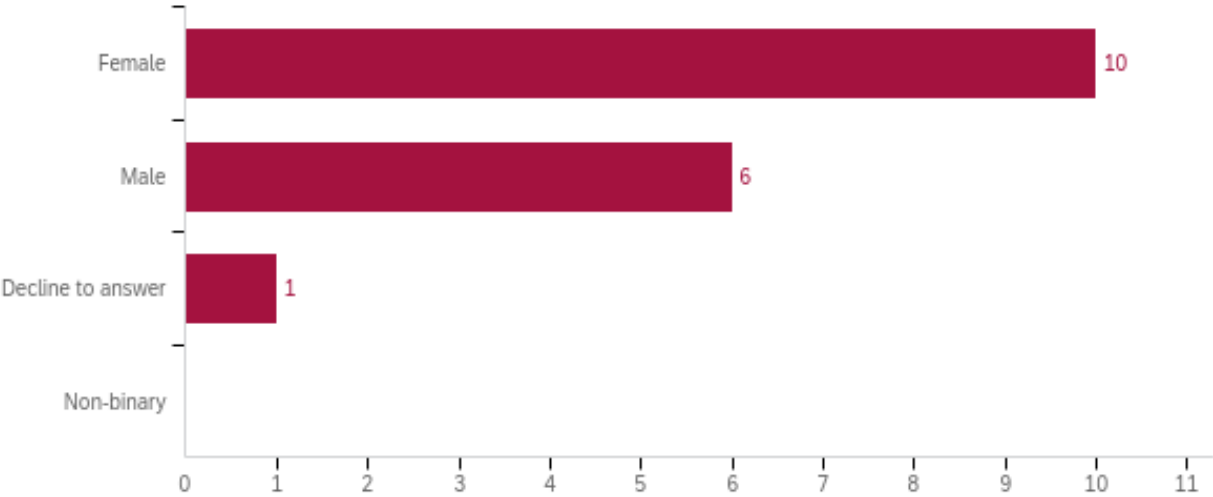
#	Answer	%	Count
1	19 or less	23.53%	4
2	20 to 24	17.65%	3
3	25 to 29	17.65%	3
4	30 to 34	0.00%	0
5	35 to 39	5.88%	1
6	40 to 49	23.53%	4
7	50+	11.76%	2
	Total	100%	17

### Q22 - Status



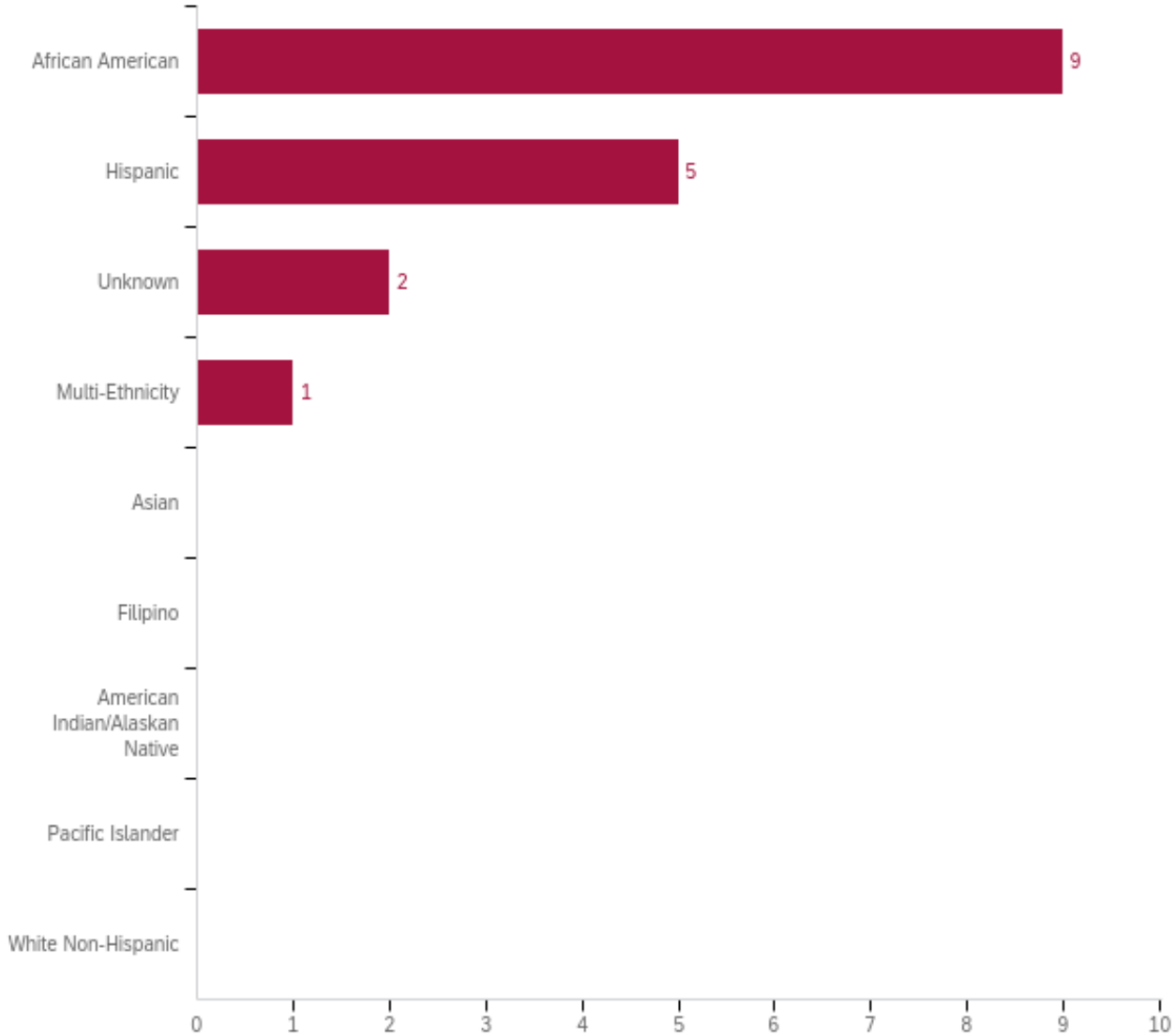
#	Answer	%	Count
1	Full-time student	41.18%	7
2	Part-time student	41.18%	7
3	Dual enrolled student (high school student)	17.65%	3
	Total	100%	17

**Q23 - Gender:**



#	Answer	%	Count
1	Male	35.29%	6
2	Female	58.82%	10
3	Non-binary	0.00%	0
4	Decline to answer	5.88%	1
	Total	100%	17

**Q24 - Ethnicity:**



#	Answer	%	Count
1	Asian	0.00%	0
2	African American	52.94%	9
3	Filipino	0.00%	0
4	American Indian/Alaskan Native	0.00%	0
5	Hispanic	29.41%	5
6	Multi-Ethnicity	5.88%	1
10	Pacific Islander	0.00%	0
11	Unknown	11.76%	2
12	White Non-Hispanic	0.00%	0

Total

100%

17